

CENTER JOINT UNIFIED SCHOOL DISTRICT

www.centerusd.org

Local Control Accountability Plan Goals:

1. CJUSD Students will be challenged and supported to achieve academic success in a clean, safe environment.
2. CJUSD students will be College and Career ready
3. CJUSD students will be engaged in their educational process and opportunities
4. CJUSD families will be engaged and informed regarding their student's educational experience

BOARD OF TRUSTEES REGULAR MEETING

**District Board Room, Room 503
Wilson C. Riles Middle School
4747 PFE Road, Roseville, CA 95747**

Wednesday, June 10, 2015 - 6:00 p.m.

STATUS

- | | |
|---|-------------|
| I. CALL TO ORDER & ROLL CALL - 5:30 p.m. | |
| II. ANNOUNCEMENT OF ITEMS TO BE DISCUSSED IN CLOSED SESSION | |
| 1. Public Employee Performance Evaluation (Certificated) - Superintendent (G.C. §54957) | |
| 2. Student Expulsions/Readmissions (G.C. §54962) | |
| 3. Conference with Labor Negotiator, David Grimes, Re: CSEA and CUTA (G.C. §54957.6) | |
| III. PUBLIC COMMENTS REGARDING ITEMS TO BE DISCUSSED IN CLOSED SESSION | |
| IV. CLOSED SESSION - 5:30 p.m. | |
| V. OPEN SESSION - CALL TO ORDER - 6:00 p.m. | |
| VI. FLAG SALUTE | |
| VII. ANNOUNCEMENT OF ACTION TAKEN IN CLOSED SESSION | Info/Action |
| VIII. ADOPTION OF AGENDA | Action |

Note: If you need a disability-related modification or accommodation, including auxiliary aids or services, to participate in the public meeting, please contact the Superintendent's Office at (916) 338-6409 at least 48 hours before the scheduled Board meeting. [Government Code §54954.2] [Americans with Disabilities Act of 1990, §202.]

NOTICE: The agenda packet and supporting materials, including materials distributed less than 72 hours prior to the scheduled meeting, can be viewed at Center Joint Unified School District, Superintendent's Office, located at 8408 Watt Avenue, Antelope, CA. For more information please call 916-338-6409.

IX. ORGANIZATION REPORTS (3 minutes each)

Info

1. CUTA - Heather Woods, President
2. CSEA - Marie Huggins, President

X. COMMENTS FROM THE AUDIENCE REGARDING ITEMS NOT ON THE AGENDAPublic
Comments
Invited

Anyone may address the Board regarding any item that is within the Board's subject matter jurisdiction. However, the Board may not discuss or take action on any item which is not on this agenda except as authorized by Government Code Section 5495.2. A speaker shall be limited to 3 minutes (Board Policy 9323). All public comments on items listed on this agenda will be heard at the time the Board is discussing that item.

XI. BOARD / SUPERINTENDENT REPORTS (10 minutes)

Info

XII. CONSENT AGENDA (5 minutes)

Action

NOTE: The Board will be asked to approve all of the following items by a single vote, unless any member of the Board asks that an item be removed from the consent agenda and considered and discussed separately.

- | | | |
|------------------|-----|--|
| Governance | 1. | Approve Adoption of Minutes from May 20, 2015 Regular Meeting |
| ↓ | 2. | Approve 2015-2016 Board Meeting Schedule |
| ↓ | 3. | Approve Resolution #13/2014-15: Delegation of Contracting Powers to the Superintendent |
| ↓ | 4. | Approve 2015-2016 Legal Services Fees - Atkinson, Andelson, Loya, Ruud & Romo, Attorneys at Law |
| Personnel | 5. | Approve Classified Personnel Transactions |
| ↓ | 6. | Approve Certificated Personnel Transactions |
| ↓ | 7. | Approve Resolution #12/2014-15: Reduction in FTE for Lack of Work |
| ↓ | 8. | Approve CJUSD/CSEA Tentative Agreements:
- Article X - Transfers: vacancies
- Article XI - Transportation: temporary vacancies
- Article XXV - Duration and Reopeners |
| ↓ | 9. | Approve CJUSD/CSEA Memorandum of Understandings:
- School Site Computer Tech
- Compensatory Time Off
- Completion of Negotiation of Sunshine Articles with Exception |
| Spec Ed. | 10. | Approve Professional Service Agreement: Supported Life Institute / CTEC |
| Curr & Instr | 11. | Approve 2015/2016 Licensing Agreement with Document Tracking Services (DTS) |
| ↓ | 12. | Approve Title III Program Improvement Plan |
| ↓ | 13. | Approve Memorandum of Understanding Between Sacramento Children's Home and Center Joint Unified School District |
| Facilities & Op. | 14. | Approve Renewal Agreement for Police Services Between Twin Rivers Unified School District and Center Joint Unified School District, July 2015 to June 2017 |
| ↓ | 15. | Approve Resolution #14/2014-15: Child Development Contract CCTR-5183 |
| ↓ | 16. | Approve Agreement for Participation in the Center Joint Unified School District School-Age Child Care |
| ↓ | 17. | Approve Agreement for Maintenance/License Agreement with Discovery Education, Inc. for All Sites (excluding charters) |
| ↓ | 18. | Approve Deferred Maintenance Program |
| ↓ | 19. | Approve Resolution #11/2014-15: Technology Purchases Based on Piggy-back Pricing |
| Business | 20. | Approve Payroll Orders: July 2014 - May 2015 |
| ↓ | 21. | Approve Supplemental Agenda (Vendor Warrants): May 2015 |

XIII.	BUSINESS ITEMS	
Curr & Instr	A. <u>2015-2016 Local Control and Accountability Plan (LCAP) and Annual Update</u> Education Code (EC) Section 52062(b)(2) requires that the school district governing board adopt a local control and accountability plan (LCAP) at a public meeting held after, but not on the same day as, the public hearing regarding the LCAP.	Action
↓	B. <u>2015-2016 Local Control and Accountability Plan (LCAP) and Annual Update - Global Youth Charter School</u>	Action
Business	C. <u>2015/16 Budget</u> The 2015/16 budget is being presented for adoption.	Action
↓	D. <u>Sixth Grade Discussion</u> This is a discussion regarding the financial implications of Sixth Grade returning to Wilson C. Riles Middle School.	Discussion
XIV.	ADVANCE PLANNING	Info
	<i>a. Future Meeting Dates:</i>	
	<i>i. Regular Meeting: Wednesday, August 19, 2015 @ 6:00 p.m. - District Board Room - Room 503, located at Riles Middle School, 4747 PFE Road, Roseville, CA 95747</i>	
	<i>b. Suggested Agenda Items:</i>	
XV.	CONTINUATION OF CLOSED SESSION (Item IV)	Action
XVI.	ADJOURNMENT	Action

CJUSD Mission:

Students will realize their dreams by developing communication skills, reasoning, integrity, and motivation through academic excellence, a well-rounded education, and being active citizens of our diverse community.

Center Joint Unified School District

Dept./Site: Superintendent's Office		AGENDA REQUEST FOR:
To:	Board of Trustees	Action Item <u> X </u>
Date:	June 10, 2015	Information Item <u> </u>
From:	Scott A. Loehr, Superintendent	#Attached Pages <u> </u>
Principal's Initials: <u> </u>		

SUBJECT: Adoption of Minutes

The minutes from the following meeting are being presented:

May 20, 2015 Regular Meeting

RECOMMENDATION: The CJUSD Board of Trustees approve the presented minutes.

CONSENT AGENDA

CENTER JOINT UNIFIED SCHOOL DISTRICT

BOARD OF TRUSTEES REGULAR MEETING

District Board Room, Room 503
Wilson C. Riles Middle School
4747 PFE Road, Roseville, CA 95747

Wednesday, May 20, 2015

MINUTES

OPEN SESSION - CALL TO ORDER - President Kelley called the meeting to order at 5:15 p.m.

ROLL CALL - Trustees Present: Mrs. Anderson, Mr. Hunt, Mrs. Kelley, Mrs. Pope, Mr. Wilson

Administrators Present: Scott Loehr, Superintendent
Craig Deason, Assist. Supt., Operations & Facilities
Jeanne Bess, Director of Fiscal Services
David Grimes, Director of Personnel/Student Services

ANNOUNCEMENT OF ITEMS TO BE DISCUSSED IN CLOSED SESSION

1. Public Employee Performance Evaluation (Certificated) - Superintendent (G.C.§54957)
2. Student Expulsions/Readmissions (G.C. §54962)
3. Conference with Labor Negotiator, David Grimes, Re: CSEA and CUTA (G.C. §54957.6)

PUBLIC COMMENTS REGARDING ITEMS TO BE DISCUSSED IN CLOSED SESSION

CLOSED SESSION - 5:15 p.m.

OPEN SESSION - CALL TO ORDER – 6:03 p.m.

ANNOUNCEMENT OF ACTION TAKEN IN CLOSED SESSION – the Board met in Closed Session and no action was taken. The Board took the following action during open session:

2. Student Expulsions/Readmissions (G.C. §54962)
Student Expulsion 14-15.12 – Recommendation approved.

Motion: Anderson
Second: Pope

Ayes: Anderson, Hunt, Kelley, Pope, Wilson
Noes: None

Student Expulsion 14-15.13 – Recommendation approved.

Motion: Pope
Second: Anderson

Ayes: Anderson, Hunt, Kelley, Pope, Wilson
Noes: None

Student Expulsion 14-15.14 – Recommendation approved.

Motion: Wilson
Second: Pope

Ayes: Anderson, Hunt, Kelley, Pope, Wilson
Noes: None

Student Expulsion 14-15.15 – Recommendation approved.

Motion: Wilson
Second: Pope

Ayes: Anderson, Hunt, Kelley, Pope, Wilson
Noes: None

Student Expulsion 14-15.16 – Recommendation approved.

Motion: Wilson
Second: Pope

Ayes: Anderson, Hunt, Kelley, Pope, Wilson
Noes: None

FLAG SALUTE - led by Trustee Kelley

ADOPTION OF AGENDA - There was a motion to approve the adoption of the agenda as presented.

Motion: Wilson
Second: Pope

Vote: General Consent

STUDENT BOARD REPRESENTATIVE REPORTS

1. Center High School - Michelle Vu

- May 1st was Sports-o-Rama, Seniors won
- the week after Sports-o-Rama was Staff Appreciation Week; one parent donated a "plant" that was a bunch of cookies on sticks
- recently had the Talent Show
- tomorrow night is Senior Sunset
- last night was Senior Awards Night
- this Friday is the moving up rally at 7:45 a.m.
- next Thursday, May 28, is graduation
- introduced next year's Student Board Representative, Paige Brannam

2. McClellan High School - Gabriel Shorts

- with the year coming to a close, they are focusing on graduation and end of the year activities; there are 30 students scheduled to graduate this year
- Thursday, May 21st they will be hosting their Senior Graduation Dinner; it will take place at 6:00 p.m.
- Wednesday, May 27th Seniors will be participating in graduation; practice will be in the morning and graduation will be at 6:30 p.m. that night
- May 28th will be the Annual BBQ and Field Day

3. Antelope View & Global Youth Charter Schools – Paloma Lopez

- they have been preparing for finals next week; they have worked hard and are ready to end school year
- Graduations will be held on May 29th: Antelope View's is at 2:00 p.m., Global Youth's Jr. High will be at 4:00 p.m., and Global Youth High School's will be at 6:00 p.m.
- she noted that it has been a great experience being a part of the Board and thanked everyone for having her there
- wished everyone a great summer
- she is looking forward to graduation

The Student Board Representatives were presented certificates for their time on the board.

ORGANIZATION REPORTS

1. CUTA - Heather Woods, President, noted that at this time of year there are too many things to report, but has seen the Board members at many of the events. She noted that it has been a wonderful year and she is extremely proud of the staff. We continue to have a great working relationship and thanked the Board for that. She noted that there is very little turn over in CUTA so we are going to continue that next year. Mrs. Woods noted that she will be back for the meeting in June and wished everyone a great summer.
2. CSEA - Marie Huggins, President, was not available to report. Jenny Clark reported that last night was the last chapter meeting for this school year. They gave out movie certificates to the classified employees that were selected as Classified of the Year at each of the sites and had some food and fun. She noted that in April she attended the Paraeducator Conference in San Jose for the first time. She noted that the conference was paid for, but asked that there be assistance paying for the accommodations at the conference. She noted that she would like to see more paraeducators attend next year because they are in the classroom and in contact with the children; they can do a better job when they have more training. She noted that some of the classes she attend were phenomenal and thanked CSEA for putting on the conference. Jenny noted that at Spinelli there was a Noon-Duty Aide that tremendously helped make Open House a success. This Noon-Duty Aide asked for donations to raffle off and is a real asset to our district and our community. Jenny asked that when we are in CSEA negotiations that we consider to make them whole members of their association. She then inquired on the email regarding the CHS graduation.

REPORTS/PRESENTATIONS

1. **Family Resource Center End of Year Report** - Alyson Collier, Director, shared with the Board a spreadsheet indicating the numbers of students serviced in various categories. She then focused on the group of students with School Based Mentoring and Small Group Social Skills Instruction. She shared the data on charts, comparing the Pre-Assessment and Post-Assessment data. She shared a video from *A Touch of Understanding*. This program was presented in all of the 4th grade classes. It cost approximately \$5,000 to bring it to every 4th grader in our district. Currently there is grant money to cover this, but what she would like as a goal is to continue to bring this program to every 4th grader in this district over time, with or without grant money. Alyson noted that there is a new law that is coming into effect for homeless high school students; that law has already been in effect already for foster youth. She also noted that she plans to be very present at all of our sites this coming year and has plans in place to make that possible.
2. **Drought Awareness Presentation** - Craig Deason, Assistant Superintendent of Operations and Facilities, shared with the board the saving measures that were already in place before the drought, our current water saving measures, and future water measures. He also noted the priorities for preservation around the district.

COMMENTS FROM THE AUDIENCE REGARDING ITEMS NOT ON THE AGENDA

Sarah Prince, Noon-Duty from Spinelli, noted that she has been a Noon-Duty Aide for 9 years. Noon-Duty Aides do not consider themselves non-permanent or at-will employees, but do consider themselves Center Joint Unified School District employees. They sign a letter of reasonable assurance every year, that they have a job to come back to. She noted that there are Noon-Duty Aides that have been in the district 15 or more years and if you ask them they will say that this is their job. She feels that their job is very important for the district. They have very good working relationships with the staff and with the students. They should not be considered a non-permanent, but be considered a school employee.

COMMENTS FROM THE AUDIENCE REGARDING ITEMS NOT ON THE AGENDA (continued)

Claudia Burderer, Computer Technician, noted that she agreed with an email that Scott Loehr sent out which stated that we, district employees, are part of a community. We are like an extended family. Claudia noted that she finds it disheartening that we are not offering Noon-Duty Aides permanent status. There is an aide that has been at Dudley for 15 years; most of them are here for quite awhile. It is disheartening to see them excluded from some of the benefits that the rest of the district employees get: holiday time, right to appeal disciplinary action, wage that is not below our lowest end of our salary schedule. They are a vital part of our school communities. She asked the Board that they support a contract that supports that.

Laura Kraft, district employee, noted that the Noon-Duty staff are a strong support to all of the staff. She has fought to get the Noon-Duty Aides into their negotiating unit. They are not at-will employees and work every day. They think its fair that they receive the same as the other employees.

Lynsey Jones, Labor Relations Representative for CSEA, thanked the district for being so welcoming and willing to work with CSEA. She noted that they are here because they are reaching a stand still point with Noon-Duty Aides. She noted that this is a rare thing here that people are all unified on this issue. There is no section in the Ed. Code that states that they are not permanent; it does state that they are not classified, but they are instead public employees. She urges the board and the district to really consider giving them some of the rights and respect that they feel they are lacking.

Hector Castro, Mechanic in Transportation, noted that he is part of the negotiations team. He is here in support of the Noon-Duty Aides and that they should be part of the bargaining unit. He noted that if they are not given their rights it is seen as a slap in the face. We are continuing to make progress in certain areas, but asked the Board to consider adding this group to the bargaining unit.

Trustee Wilson noted that he knows this is a negotiating tactic, but pointed out that as Claudia stated this is a community. He noted that if the tactic is to say that nobody respects them then that is not true. When you are talking about a community, you are only giving one side here. And to say that by not getting the title is to be disrespected is not true. He noted that he attended a CSEA meeting a few months ago and noted that it wasn't a big issue and didn't understand why people wanted this. CSEA wanted them to be more professional. Trustee Wilson noted that no one is looked down on in the district. He noted that he defends the district in every way when people say other districts are better than Center. He noted that the issue is not about respect, but it is about what people do you cut out.

There was a recess taken from 6:59 to 7:09 p.m.

BOARD/SUPERINTENDENT REPORTS

Mrs. Pope

- attended the Purple Cord Dinner for CHS
- attended the Leadership Day at North Country
- didn't make it to any of the Open Houses
- is looking forward to the graduations next week

Mrs. Anderson

- noted that Purple Cord Dinner was fabulous; has always been a special event in her heart
- noted that Spinelli's Open House was well attended; did a very good job putting it together
- expressed how proud she is of the people at Oak Hill on how they dealt with an emergency situation

BOARD/SUPERINTENDENT REPORTS (continued)

Mr. Wilson

- noted that he didn't get out in the district much, but was helping his kids with school projects and athletics

Mr. Hunt

- apologized for not making it to the Purple Cord Dinner
- attended Open House at Oak Hill last week
- was out at North Country on the 25th for the day of service; noted that it would be nice if we could revitalize the Deason History Center
- enjoyed Sports-o-Rama at CHS

Mrs. Kelley

- attended the Purple Cord Dinner; food was great and it is neat to see these kids that are excited about moving on to college
- attended the Dance Production at CHS
- echoed Mrs. Anderson's statement about the folks at Oak Hill. The outcome has been amazing. Five firemen came to speak to the staff and were impressed at how the staff handled the situation.

Trustee Anderson noted that the communication that went on played as much a role as the people that handled the situation. She noted that we should invest in really good radios. Heather Woods noted that it is a good thing that the staff went into memory mode, but they are needing up-to-date training.

- Congratulated MaryLou Alcantara for her accomplishment for her level at FBLA

Mr. Loehr

- recognized Al Himenes for his work in the district. Al passed away, but lives on in this district through everything that he has done. There will be a Celebration of Life at Craig's house on June 7th.
- noted that he is thankful for how everyone responded that other day at Oak Hill; he attended the meeting with the firemen regarding the event at Oak Hill. The responders noted that what they did was remarkable. The student had surgery today and this continues to be a success story.
- attended the Purple Cord Dinner
- noted that 3 of our staff members represented our district at the SCOE Curriculum Breakfast
- noted that the Leader in Me Day at North Country was remarkable, thanked everyone for their work to make that happen
- attended the 1st annual 7-8 Grade Science Fair
- noted that last week he went with Marie Huggins to present certificates to all that were selected as Classified Employee of the Year and went with Heather Woods and David Grimes to present to each site's Teacher of the Year.
- looking forward to graduations

CONSENT AGENDA

1. Approved Adoption of Minutes from April 15, 2015 Regular Meeting
2. Approved Adoption of Minutes from May 6, 2015 Special Meeting
3. Approved Classified Personnel Transactions
4. Approved Certificated Personnel Transactions
5. Approved Memorandum of Understanding - Beginning Teacher Support and Assessment (BTSA)
6. Approved 2015-2016 Perkins Grant Application for Center High School
7. Approved Donation: \$500.00 from Wendy Jacobsen
8. Approved Center High School CIF Representatives 2015-2016

CONSENT AGENDA (continued)

9. Approved California High School Exit Exam (CAHSEE) Waiver Request - McClellan
10. Approved California High School Exit Exam (CAHSEE) Waiver Request - CHS
11. Approved Field Trip: Future Business Leaders of America FBLA/PBL National Leadership Conference 2015, Chicago, IL - CHS
12. Approved Memorandum of Understanding - SCOE Leadership Institute
13. Approved 2014-2015 Safe School and Emergency Preparedness Plan - Dudley
14. Approved Professional Services Agreement: Loy Mattison Enterprises
15. Approved Resolution #9/2014-15: Amendment #5 - Developer Agreement with HBT of Riolo Vineyards LLC
16. Approved Resolution #10/2014-15: Acquisition of Copier Equipment and Related Services from Xerox Corporation
17. Approved Facility Use Packet
18. Approved Payroll Orders: July 2014 - April 2015
19. Approved Supplemental Agenda (Vendor Warrants): April 2015

Motion: Wilson
Second: Hunt

Vote: General Consent

INFORMATION ITEMS

1. California Healthy Kids Survey Results
2. The CDI/CDC Annual Report for 2015

BUSINESS ITEMS

A. APPROVED - Center High School 8 Period A/B Block Schedule Proposal

There was a motion to bring this to the floor.

Motion: Anderson
Second: Pope

Mr. Loftus, Spanish teacher at CHS, gave a handout to each board member. He noted that the 8 A/B schedule would impact every student every day in every class. The 8 A/B schedule takes away what equals 41 days of instruction for every student in every class, unless they are taking intervention classes. This reduces instruction by 25%. Historical data shows that we only experienced an 8 point gain while on the 8 A/B scheduled before, but then had a 61 point jump when we came off of that schedule. He noted that the students greatly benefit from the current schedule. He encouraged a later start time for school. He referenced data from a study and info from a fact sheet on block schedules. He noted that he appreciated the opportunity to bring this forward.

Trustee Wilson noted that he would have liked to have received this information earlier. He applauded him for all of his work on this. He also thanked him for his objectivity.

Trustee Pope thanked him for all of his data. She noted that Mr. Jordan has had many parent and student meetings to address this. They are very enthusiastic about the change.

Mr. Jordan noted that he trusts WestEd. He noted that WestEd's conclusion is what they started with 3 months ago. There is research that supports and debunks every one of these options. It comes down to what is best for our school at this time.

BUSINESS ITEMS (continued)

Trustee Hunt noted that his issue with the 8 period A/B schedule is that he doesn't like it; 8 classes are too much for kids, and the teachers will have a larger number of student contacts. He noted that it was presented to the parents by the staff as this option or nothing. He noted that the 7 period day is not feasible in this district. Trustee Kelley added that she had asked for comparative data, but would have like to have had it sooner. She did some of her own research, but noted that we need to trust the staff; they are behind it. Trustee Hunt noted that the current 6 period day does not work any more. He also noted that it takes time to adjust. Trustee Wilson stated that he would like to know where Trustee Hunt is coming from. Trustee Hunt noted that he would support a 7 A/B schedule, but it can't be done. Mr. Loehr noted that it is not perfect no matter how we slice it, but we have time to work on the areas where there still are concerns. Trustee Hunt said that we also need to consider what the staff has researched and supports. Trustee Hunt noted that once it is in place it is the district and school site's job to make it work. Trustee Kelley noted that students need to look forward to school; having classes that they enjoy or have passion about, like music and shop. Trustee Pope noted that we have to remember that the teachers did collaborate and came together on this.

Ayes: Anderson, Kelley, Pope, Wilson
Noes: Hunt

B. APPROVED - Antelope View Charter School Closure

Mr. Loehr noted that the market is saturated with this type of school. After graduation, enrollment will be down to 15. Jeanne and Doug have done a remarkable job keeping the thing afloat by managing the finances and allocating the resources appropriately. If we keep the school running until the remainder of this year it could cost the district up to \$10,000 or if we keep it running for 1 more year it could cost the district up to \$85,000. Mr. Loehr noted that there is debate right now on whether we will still have to pay the repayment to the state. We will leave the money in the account in case that still needs to be paid. Mr. Loehr noted that Mr. Hughey has talked with all of the families and staff. All students and staff have places to go next year.

Motion: Wilson
Second: Hunt

Ayes: Anderson, Hunt, Kelley, Pope, Wilson
Noes: None

C. APPROVED - Declaration of Need for Fully Qualified Educators 2015/16 SY

Motion: Wilson
Second: Anderson

Vote: General Consent

D. Local Control and Accountability Plan (LCAP) and Annual Update

Discussion

Mr. Loehr noted that this is still in progress. The plan will come to the Board on June 3rd and then for the final vote on June 10th.

ADVANCE PLANNING

a. *Future Meeting Dates:*

- i. Special Meeting: Wednesday, June 3, 2015 @ 6:00 p.m. - District Board Room - Room 503, located at Riles Middle School, 4747 PFE Road, Roseville, CA 95747*
- ii. Regular Meeting: Wednesday, June 10, 2015 @ 6:00 p.m. - District Board Room - Room 503, located at Riles Middle School, 4747 PFE Road, Roseville, CA 95747*

b. *Suggested Agenda Items: brief response to the Healthy Kids Survey as to how we are addressing the issues (data) – Tami can come share information in August; June 10th discussion item regarding 6th grade moving back to Riles MS (financial info)*

ADJOURNMENT – 7:59 p.m.

Motion: Wilson
Second: Anderson

Vote: General Consent

Respectfully submitted,

Scott A. Loehr, Superintendent
Secretary to the Board of Trustees

Delrae Pope, Clerk
Board of Trustees

Adoption Date

Center Joint Unified School District

AGENDA REQUEST FOR:	
Dept./Site: Superintendent's Office	Action Item <u> X </u>
To: Board of Trustees	Information Item <u> </u>
Date: June 10, 2015	# Attached Pages <u> 1 </u>
From: Scott A. Loehr, Superintendent	
Principal/Administrator Initials: <u> </u>	

SUBJECT: 2015-2016 Board Meeting Schedule

Please approve the attached Board Meeting Schedule for the 2015-2016 school year. The dates listed are for the 3rd Wednesday of each month, beginning in August 2015 and ending with June 2016. There would be no regular Board Meeting scheduled for July 2015. We have added to the schedule the Student Recognitions for the 1st Wednesday in May and a Public Hearing for the 1st Wednesday in June.

We would also like to reserve the 1st Wednesday of each month for scheduling special meetings, when necessary.

RECOMMENDATION: CJUSD Board of Trustees approve the 2015-2016 Board Meeting Schedule.

CONSENT AGENDA

CENTER JOINT UNIFIED SCHOOL DISTRICT BOARD OF TRUSTEES MEETING SCHEDULE 2015-2016

The Center Joint Unified Board of Trustees meets in regular session on the third Wednesday of each month at 6:00 p.m. The first Wednesday should be reserved for Special Meetings.

DATES & LOCATIONS

July	*	
August	19	District Board Room - Room 503 Riles Middle School, 4747 PFE Road, Roseville, CA 95747
September	16	District Board Room - Room 503 Riles Middle School, 4747 PFE Road, Roseville, CA 95747
October	21	District Board Room - Room 503 Riles Middle School, 4747 PFE Road, Roseville, CA 95747
November	18	District Board Room - Room 503 Riles Middle School, 4747 PFE Road, Roseville, CA 95747
December	16	District Board Room - Room 503 Riles Middle School, 4747 PFE Road, Roseville, CA 95747
January	20	District Board Room - Room 503 Riles Middle School, 4747 PFE Road, Roseville, CA 95747
February	17	District Board Room - Room 503 Riles Middle School, 4747 PFE Road, Roseville, CA 95747
March	16	District Board Room - Room 503 Riles Middle School, 4747 PFE Road, Roseville, CA 95747
April	20	District Board Room - Room 503 Riles Middle School, 4747 PFE Road, Roseville, CA 95747
May	4	SPECIAL MEETING , Student Recognitions Center High School Theater, 3111 Center Court Lane, Antelope, CA 95843
May	18	District Board Room - Room 503 Riles Middle School, 4747 PFE Road, Roseville, CA 95747
June	1	SPECIAL MEETING , District Board Room - Room 503 Riles Middle School, 4747 PFE Road, Roseville, CA 95747
June	8	District Board Room - Room 503 Riles Middle School, 4747 PFE Road, Roseville, CA 95747

**July - no meeting scheduled*

Center Joint Unified School District

AGENDA REQUEST FOR:	
Dept./Site: Superintendent's Office	Action Item <u>X</u>
To: Board of Trustees	Information Item <u> </u>
Date: June 11, 2014	# Attached Pages <u>1</u>
From: Scott A. Loehr, Superintendent	
Principal/Administrator Initials: <u>SL</u>	

<p>SUBJECT: Resolution #13/2014-15: Delegation of Contracting Powers to the Superintendent</p> <p>This resolution delegates powers to the Superintendent during the summer months when the Board will not be in session.</p> <p>RECOMMENDATION: CJUSD Board of Trustees approve Resolution #13/2014-15: Delegation of Contracting Powers to the Superintendent.</p>

CONSENT AGENDA

CENTER JOINT UNIFIED SCHOOL DISTRICT

RESOLUTION # 13/2014-15

Delegation of Contracting Powers to the Superintendent

WHEREAS, the Board of Trustees will not meet during the period of June 11, 2015 to August 18, 2015; and

WHEREAS, personnel transactions, purchasing, construction documents, bids, contracts and/or applications, and grants are received during this time period; and

WHEREAS, decisions regarding these activities must be accomplished and executed in a timely manner; and

WHEREAS, the California Education Code Section 17604 permits delegation of powers by the Board of Trustees to the Superintendent, subject to ratification of the Board of Trustees;

THEREFORE, BE IT RESOLVED that the Board of Trustees of Center Joint Unified School District delegates contracting powers to Scott A. Loehr, Superintendent, subject to ratification by the Board of Trustees at its next scheduled meeting, in accordance with Education Code Section 17604.

PASSED AND ADOPTED by the following vote of the members of the Board of Trustees of the Center Joint Unified School District of Sacramento County, State of California this 10th Day of June 2015.

Board of Trustees

Nancy Anderson, Member

Jeremy Hunt, Member

Kelly Kelley, President

Delrae Pope, Clerk

Donald Wilson, Member

Center Joint Unified School District

AGENDA REQUEST FOR:	
Dept./Site: Superintendent's Office	Action Item <u>X</u>
To: Board of Trustees	Information Item <u> </u>
Date: June 10, 2015	# Attached Pages <u>1</u>
From: Scott A. Loehr, Superintendent	
Principal/Administrator Initials: <u> </u>	

<p>SUBJECT: 2015-2016 Legal Services Fees - Atkinson, Andelson, Loya, Ruud & Romo, Attorneys at Law</p> <p>Atkinson, Andelson, Loya, Ruud & Romo, Attorneys at Law are increasing their legal services fees and have updated the legal services agreement for the 2015-16 school year effective July 1, 2015.</p> <p>.</p> <p>RECOMMENDATION: CJUSD Board of Trustees approve the 2015-2016 Legal Services Fees with Atkinson, Andelson, Loya, Ruud & Romo, Attorneys at Law.</p>

CONSENT AGENDA

ATKINSON, ANDELSON, LOYA, RUUD & ROMO

A PROFESSIONAL CORPORATION

ATTORNEYS AT LAW

2485 NATOMAS PARK DRIVE, SUITE 240
SACRAMENTO, CALIFORNIA 95833-2937
(916) 923-1200

FAX (916) 923-1222
WWW.AALRR.COM

CERRITOS
(562) 653-3200

FRESNO
(559) 225-6700

IRVINE
(949) 453-4260

PASADENA
(626) 583-8600

PLEASANTON
(925) 227-9200

RIVERSIDE
(951) 683-1122

SAN DIEGO
(858) 485-9526

OUR FILE NUMBER:

005484.00001
13103518.1

May 29, 2015

VIA EMAIL

superintendent@centerusd.org

Scott A. Loehr, Superintendent
Center Unified School District
8408 Watt Ave.
Antelope, CA 95843

Re: Updated Legal Services Fees (2015-16)

Dear Mr. Loehr:


The cost of providing legal services has increased during the past year. Although our team of experienced education law attorneys makes every effort to perform work as expertly and efficiently as possible, we must increase each of our hourly rates by approximately \$10.00 per hour. Therefore, effective July 1, 2015, our hourly rates will be as follows:

Senior Partners	\$255.00
Partners/Senior Counsel	\$250.00
Senior Associates	\$240.00
Associates	\$235.00
Electronic Technology Litigation Specialist	\$180.00
Non-Legal Consultants	\$170.00
Senior Paralegals/Law Clerks	\$170.00
Paralegals/Legal Assistants	\$160.00

Based upon market surveys, our rates continue to be below our competitors.

Our current written Agreement for Legal Services authorizes rate increases without executing a new Agreement or formal action by the Governing Board.

Very truly yours,
ATKINSON, ANDELSON, LOYA, RUUD & ROMO



Scott K. Holbrook

Center Joint Unified School District

AGENDA REQUEST FOR:

Dept./Site:	Personnel Department	Action Item	<u>X</u>
Date:	June 10, 2015	Information Item	<u> </u>
To:	Board of Trustees	# Attached Pages	<u>1</u>
From:	David Grimes, <i>gdt</i> Director of Personnel and Student Services		

Subject: Classified Personnel Transactions

New Hire

Jeannie Evans, Campus Monitor
Dena Alejandro, Cafeteria Worker

Retirement

Reiko Kaminaga, Cafeteria Lead
Linda Duncan, Office Assistant/PVC

Resignation

Sulia Solis, Bus Driver

Recommendation: Approve Classified Personnel Transactions as Submitted

CONSENT AGENDA

Jeannie Evans has been hired as a Campus Monitor at McClellan High School effective May 18, 2015.

Dena Alejandro has been hired as a Cafeteria Worker at Center High School effective August 5, 2015.

Reiko Kaminaga has retired from her position as a Cafeteria Lead at Spinelli Elementary School effective May 28, 2015.

Linda Duncan has retired from her position as Office Assistant and Parent Volunteer Coordinator at North Country Elementary School effective May 28, 2015.

Sulia Solis has resigned from her position as a Bus Driver effective May 28, 2015.

Center Joint Unified School District

AGENDA REQUEST FOR:

Dept./Site:	Personnel Department	Action Item	<u>X</u>
Date:	June 10, 2015	Information Item	<u>-</u>
To:	Board of Trustees	# Attached Pages	<u>1</u>
From:	David Grimes, Director of Personnel and Student Services		

CONSENT AGENDA

Subject: Certificated Personnel Transactions

New Hires

Gail Cebula, Curriculum and Instruction
Kim Vu, Center High School

Release

Tina Degan-Henslee, Global Youth Charter School

Resignations

Lauren Goody, Center High School, .6FTE
Lauren Goody, Wilson Riles Middle School, .2FTE

Retirements

Paula Mendell, Oak Hill Elementary School
Jami Rains, Dudley Elementary School

Recommendation: Approve Certificated Personnel Transactions as Submitted

New Hires

Gail Cebula has been hired as a Nurse, Curriculum and Instruction, effective July 27, 2015.

Kim Vu has been hired as a Counselor, Center High School, effective July 27, 2015.

Release

Tina Degan-Henslee has been released from her position as Seventh/Eighth Combination Grade Teacher, Global Youth Charter School, effective end of day on May 29, 2015.

Resignations

Lauren Goody has submitted her intent to resign from her .6 FTE English position, Center High School, effective end of day on May 29, 2015.

Lauren Goody has submitted her intent to resign .2FTE from her .4FTE English Language Learner position, Wilson Riles Middle School, effective end of day on May 29, 2015.

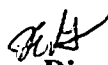
Retirements

Paula Mendell has submitted her intent to retire from her position as Kindergarten Teacher, Oak Hill Elementary School, effective end of day on May 29, 2015.

Jami Rains has submitted her intent to retire from her position as Fourth Grade Teacher, Dudley Elementary School, effective end of day on May 29, 2015.

Center Joint Unified School District

AGENDA REQUEST FOR:

Dept./Site: Personnel Department Date: June 10, 2015 To: Board of Trustees From: David Grimes,  Director of Personnel and Student Services	Action Item <u>X</u> Information Item - # Attached Pages 2
--	---

Subject: Resolution #12/2014-15 Reduction in FTE For Lack Of Work

Resolution #12/2014-2015 is a result of lack of work.

Recommendation: Approve Resolution # 12/2014-15 as submitted.

CONSENT AGENDA

**BOARD OF TRUSTEES OF THE CENTER JOINT UNIFIED SCHOOL
DISTRICT**

RESOLUTION NO. #12/2014-15

**RESOLUTION OF THE CENTER JOINT UNIFIED SCHOOL DISTRICT
BOARD OF TRUSTEES RELATING TO THE REDUCTION OR ELIMINATION
OF PARTICULAR KINDS OF CLASSIFIED SERVICES**

WHEAREAS, the Superintendent has recommended to the Board of Trustees of the Center Joint Unified School District that it shall be necessary to reduce or eliminate the particular kinds of services of the District described below for the 2015-16 school year; and

WHEAREAS, Education Code sections 45114 and 45308 provide that classified employees shall be subject to layoff for lack of work or lack of funds; and

WHEAREAS, Education Code section 45117 provides that classified employees subject to layoff shall be given notice of layoff not less than sixty (60) days prior to the effective date of layoff and be informed of their displacement rights, if any, and reemployment rights; and

NOW, THEREFORE, BE IT RESOLVED that the Board of Trustees hereby determines that positions in the classified service shall be eliminated and/or reduced for lack of work and/or lack of funds, as follows:

Cafeteria Lead K-6 from 1.00 FTE to .75 FTE

BE IT FURTHER RESOLVED by the Governing Board of the Center Joint Unified School District, as follows:

1. That the Superintendent is directed and authorized to give notice of layoff/reduction in hours to the affected classified employees in accordance with the requirement of law; and
2. That said layoff shall become effective on August 5, 2015; and
3. That classified employees laid off pursuant to the Resolution shall be eligible for reemployment pursuant to Education Code section 45298.

PASSED AND ADOPTED by the Board of Trustees of the Center Joint Unified School District on June 10, 2015, by the following vote:

AYES:

NOES:

ABSENT:

CERTIFICATION

STATE OF CALIFORNIA)
) SS.
COUNTY OF SACRAMENTO)

I certify the above is a true copy of a resolution adopted by the Board of Trustees of the Center Joint Unified School District at a meeting held on June 10, 2015.

BOARD OF TRUSTEES OF THE CENTER
JOINT UNIFIED SCHOOL DISTRICT,
COUNTY OF SACRAMENTO, STATE OF
CALIFORNIA

BY: _____
 Scott Loehr
 Superintendent

AGENDA ITEM # XII-8

Center Unified School District

AGENDA REQUEST FOR:

Dept./Site: Personnel Department

Date: June 10, 2015

Action Item X

To: Board of Trustees

Information Item

Attached Pages _____

From: David Grimes, Director of Personnel/Student Services

SUBJECT: TENTATIVE AGREEMENTS (TA)

David Grimes, Director of Personnel is requesting that the Governing Board of Trustees approve the attached agreed upon TAs between CJUSD and CSEA, Chapter 610, regarding revised/updated and/or new contract language for the following articles:

1. Article X – Transfers: vacancies,
2. Article XI = Transportation: temporary vacancies, and
3. Article XXV – Duration and Reopeners.

RECOMMENDATION: Approve Tentative Agreements As Presented

AGENDA ITEM # XII-8

CONSENT AGENDA

TENTATIVE AGREEMENT
Between
CENTER JOINT UNIFIED SCHOOL DISTRICT
And
CALIFORNIA SCHOOL EMPLOYEES ASSOCIATION, LOCAL 610

This Tentative Agreement confirms and clarifies the parties' mutual understanding and agreement of new contract language regarding Vacancies:

ARTICLE X
TRANSFERS

F. Vacancies

1. A vacancy is defined as a new position created by the District or a position unfilled because of an employee resignation, retirement, separation from service, transfer, or promotion.
2. Vacancies to be filled shall be posted by the Personnel Office at each work site and at the District Office for not less than five (5) workdays.
3. Employees may apply for any vacancy by completing a District application form and/or providing an up-to-date resume and submitting it to the Personnel Office.
4. All employees who apply for a vacancy and meet the stated job requirements will be interviewed.

For CSEA:

DATE: 4/29/15

BY: Marie Huggins
Marie Huggins
CSEA President, Chapter 610

DATE: 4/29/15

BY: Lindsey Jones
Lindsey Jones
CSEA Labor Relations Representative

For DISTRICT:

DATE: 4/29/15

BY: David Grimes
David Grimes
Director of Personnel

TENTATIVE AGREEMENT
Between
CENTER JOINT UNIFIED SCHOOL DISTRICT
And
CALIFORNIA SCHOOL EMPLOYEES ASSOCIATION, LOCAL 610

This Tentative Agreement confirms and clarifies the parties' mutual understanding and agreement of new contract language regarding Transportation Temporary Assignments:

ARTICLE XI
TRANSPORTATION

D. Vacancies - Temporary

1. Any extra runs or temporary assignments will be offered in the following order:
 - a. Available part-time (less than eight (8) hours per day) drivers on a rotating seniority basis. A driver is available if their regular route does not overlap with departure or return time of the extra run.
 - b. Un-routed bus drivers.
 - c. In the event the extra run is declined by all drivers then it may be assigned on a reverse seniority basis.

For CSEA:

DATE: 4/29/15

BY: Marie Huggins
Marie Huggins
CSEA President, Chapter 610

DATE: 4/29/15

BY: Lindsey Jones
Lindsey Jones
CSEA Labor Relations Representative

For DISTRICT:

DATE: 4/29/15

BY: David Grimes
David Grimes
Director of Personnel

CENTER JOINT UNIFIED SCHOOL DISTRICT
And
CALIFORNIA SCHOOL EMPLOYEES ASSOCIATION, LOCAL 610

This Tentative Agreement confirms and clarifies the parties' mutual understanding and agreement that Article XXV will be replaced and amended as follows:

**Article XXV
Duration and Reopeners**

- A. This Agreement shall be in effect from July 1, 2015 through June 30, 2018.
- B. All articles in this Agreement shall be subject to being reopened for the 2015-16 school year.
- C. Reopeners for the 2016-2017 and 2017-2018 school year shall be limited to:
 - 1. Salary
 - 2. Health and Welfare Benefits
 - 3. Two (2) Articles selected by each party.
- D. CSEA shall commence the negotiation process to amend this Agreement no earlier than May 1 of each school year.

Amend Appendix D to add the following:

The Collaborative Bargaining process has been mutually agreed to by the parties and may be terminated by written notice at any time by either or both the parties.

For CSEA:

DATE: 4/29/15

BY: Marie Huggins
Marie Huggins
CSEA President, Chapter 610

DATE: 4/29/15

BY: Lindsey Jones
Lindsey Jones
CSEA Labor Relations Representative

For DISTRICT:

DATE: 4/29/15

BY: David Grimes
David Grimes
Director of Personnel

Center Unified School District

AGENDA REQUEST FOR:

Dept./Site: Personnel Department

Date: June 10, 2015

To: Board of Trustees *dg*

From: David Grimes, Director of Personnel/Student Services

Action Item X

Information Item
Attached Pages

SUBJECT: MEMORANDUM OF UNDERSTANDINGS (MOU)

David Grimes, Director of Personnel is requesting that The Governing Board of Trustees approve the attached agreed upon MOUs between CJUSD and CSEA, Chapter 610, regarding the following:

1. School Site Computer Techs,
2. Compensatory Time Off, and
3. Completion of negotiation of Sunshine Articles with exception.

RECOMMENDATION: Approve MOUs As Presented

MEMORANDUM OF UNDERSTANDING
Between
CENTER JOINT UNIFIED SCHOOL DISTRICT
And
CALIFORNIA SCHOOL EMPLOYEES ASSOCIATION, LOCAL 610

This Memorandum of Understanding confirms and clarifies the parties' mutual understanding and agreement regarding Computer Technician days of employment:

1. School Site Computer Technicians will be employed for 185 days per year.
2. Site Principals will provide their Computer Technicians with a work schedule for the upcoming school year by the end of the current school year.
3. School Site Computer Technicians will work an 11 month calendar.

For CSEA:

DATE: 3/29/15

BY: Marie Huggins
Marie Huggins
CSEA President, Chapter 610

DATE: 4/29/15

BY: Lindsey Jones
Lindsey Jones
CSEA Labor Relations Representative

For DISTRICT:

DATE: 4/29/15

BY: David Grimes
David Grimes
Director of Personnel

MEMORANDUM OF UNDERSTANDING
Between
CENTER JOINT UNIFIED SCHOOL DISTRICT
And
CALIFORNIA SCHOOL EMPLOYEES ASSOCIATION, LOCAL 610

This Memorandum of Understanding confirms and clarifies the parties' mutual understanding and agreement regarding Compensatory Time Off:

1. Compensatory time off may be arranged as needed by mutual consent of the employee and site administrator/department supervisor.
2. All Compensatory time off must have prior signed approval using the Compensatory Time Approval and Use Form.
3. All requests for compensatory time off must be approved and used within the school year in which it is granted. No carryover of compensatory time off is allowable into a future school year.

For CSEA:

DATE: 4/29/15

BY: Marie Huggins
Marie Huggins
CSEA President, Chapter 610

DATE: 4/29/15

BY: Lindsey Jones
Lindsey Jones
CSEA Labor Relations Representative

For DISTRICT:

DATE: 4/29/15

BY: David Grimes
David Grimes
Director of Personnel

COMPENSATORY TIME APPROVAL AND USE FORM

APPROVAL

Employee Name: _____

Position: _____ Site: _____

Reason for Request: _____

Number of hours approved: _____

Employee Signature: _____ Date: _____

Supervisor/Admin. Approval: _____ Date: _____

Note: All compensatory time must have prior signed approval. All approved compensatory time off is to be used within the school year in which it is granted. No carry over of compensatory time off is allowable.

USE

Date(s)/Hours used: _____

Employee Signature: _____ Date: _____

Supervisor/Admin. Approval: _____ Date: _____

The employee will attach a copy of this form to his/her Absence Report Form after all approved compensatory time on this form is used. The employee will mark "CTO" on the Absence Report Form ("CTO" means Compensatory Time Off). A copy of this form will be provided to the employee and to the administrator/department supervisor.

Handwritten notes and signatures:
4/29/15
4/29/15
4/29/15
4/29/15

MEMORANDUM OF UNDERSTANDING
Between
CENTER JOINT UNIFIED SCHOOL DISTRICT
And
CALIFORNIA SCHOOL EMPLOYEES ASSOCIATION, LOCAL 610

This Memorandum of Understanding confirms and clarifies the parties' mutual understanding and agreement as follows:

- 1 The District and CSEA agree to continue negotiating during the 2015-16 school year, a Noon Duty Article to be included in the Collective Bargaining Agreement.
- 2 Notwithstanding the above, the District and CSEA consider negotiations successfully completed for all sunshined articles for the school year 2014-15.

For CSEA:

DATE: 5/4/15

BY: Marie Huggins
Marie Huggins
CSEA President, Chapter 610

DATE: 5/4/15

BY: Lindsey Jones
Lindsey Jones
CSEA Labor Relations Representative

For DISTRICT:

DATE: 5/4/15

BY: David Grimes
David Grimes
Director of Personnel

Center Joint Unified School District

AGENDA REQUEST FOR:

Dept./Site: Special Education

Date: June 10, 2015

To: Board of Trustees

From: Scott A. Loehr
Superintendent
Initials: S.L.

Action Item X

Information Item

Attached Pages

SUBJECT: PROFESSIONAL SERVICE AGREEMENT

CONSULTANT'S NAME: Supported Life Institute / CTEC

COMPANY NAME (if applicable)

SERVICE(S) TO BE RENDERED: Provide consultation with school team and family to assist in determining appropriate augmentative and alternative communication (AAC) devices and/or strategies for students in Center Joint Unified School District, during the 2014/2015 fiscal year.

DATE(S) OF SERVICE: 7/01/14 through 6/30/15

PAYMENT PER HOUR: \$129.00

TOTAL AMOUNT OF CONTRACT: \$ as needed

FUNDING SOURCE: 01-6500-0-5800-102-5750-1180-003-000

RECOMMENDATION: CJUSD Board of Trustees approve Professional Service Agreement with: Supported Life Institute / CTEC

CONSENT AGENDA



Center Unified School District
8408 Watt Avenue
Antelope, California 95843

COF 7

PROFESSIONAL SERVICES AGREEMENT

This agreement for professional services is entered into this 14 day of July 2014, by and between the Center Unified School District and the person(s) or firm described below, hereinafter described as CONTRACTOR. Persons performing services under this contract hold themselves out to be independent contractors, not employees of the DISTRICT, and hold(s) the DISTRICT harmless from claims under workers' compensation laws. CONTRACTOR further declares that he/she/it is/are in the business of providing the described service for any and all persons/organizations desiring such services, that such services are not provided exclusively for Center Unified School District. CONTRACTOR also holds the DISTRICT harmless from claims arising from loss, damage, or injury while performing the stipulated services.

*Contractor Name: Supported Life Institute / CTEC

Address: 1010 Hurley Way Ste 180 Sacramento CA 95825

Phone: 916-921-5639 Taxpayer ID#: 68-0261184

*Full description of services to be provided:

Consultation with school team and family to assist in determining appropriate augmentative and alternative communication (AAC) devices and/or strategies for students

*Payment \$ 129 per hour. CONTRACTOR will submit a signed invoice not more frequently than monthly, detailing services provided and charges. Payment will be made within forty-five days after receipt of invoice or service, whichever is later.

*Beginning Date of Service: 7/1/14 *Frequency of Service Dates: as needed

*Ending Date of Service: 6/30/15

Method of Payment and Tax Reporting: (check one)

☐ Variable Payroll- W-2 Generated (requires completion of W-4 & I-9 in Personnel Dept.)

☒ Accounts Payable-1099 Generated (Requires completion of W-9 on pg. 2 of this form)

Total amount of this contract \$ as needed Budget # Spec. Ed

Reason service cannot be provided by a District employee:

Signature of CONTRACTOR: * Daniel J. J. J.

Date: * 7/1/14

Signature of District employee requesting service: [Signature]

Date: 5/29/15

Signature of Accounting Supervisor: _____

Date: _____

Date Board of Trustees Approved _____

Date: _____

Signature of Authorized Contracting Official: _____

Date: _____

**Request for Taxpayer
Identification Number and Certification**

COF

Give Form to the
requester. Do not
send to the IRS.

Print or type
See Specific Instructions on page 2.

Name (as shown on your income tax return)

Business name/disregarded entity name, if different from above

Supported Life Institute

Check appropriate box for federal tax

classification (required): ☐ Individual/sole proprietor ☐ C Corporation ☐ S Corporation ☐ Partnership ☐ Trust/estate

☐ Limited liability company. Enter the tax classification (C=C corporation, S=S corporation, P=partnership) ▶

☒ Exempt payee

☐ Other (see instructions) ▶

Address (number, street, and apt. or suite no.)

1010 Hurley way ste 150

City, state, and ZIP code

Sacramento CA 95825

Requester's name and address (optional)

List account number(s) here (optional)

501(c)(3)

Part I Taxpayer Identification Number (TIN)

Enter your TIN in the appropriate box. The TIN provided must match the name given on the "Name" line to avoid backup withholding. For individuals, this is your social security number (SSN). However, for a resident alien, sole proprietor, or disregarded entity, see the Part I instructions on page 3. For other entities, it is your employer identification number (EIN). If you do not have a number, see *How to get a TIN* on page 3.

Note. If the account is in more than one name, see the chart on page 4 for guidelines on whose number to enter.

Social security number

			-			-			
--	--	--	---	--	--	---	--	--	--

Employer identification number

6	8	-	0	2	6	1	1	8	4
---	---	---	---	---	---	---	---	---	---

Part II Certification

Under penalties of perjury, I certify that:

1. The number shown on this form is my correct taxpayer identification number (or I am waiting for a number to be issued to me), and
2. I am not subject to backup withholding because: (a) I am exempt from backup withholding, or (b) I have not been notified by the Internal Revenue Service (IRS) that I am subject to backup withholding as a result of a failure to report all interest or dividends, or (c) the IRS has notified me that I am no longer subject to backup withholding, and
3. I am a U.S. citizen or other U.S. person (defined below).

Certification Instructions. You must cross out item 2 above if you have been notified by the IRS that you are currently subject to backup withholding because you have failed to report all interest and dividends on your tax return. For real estate transactions, item 2 does not apply. For mortgage interest paid, acquisition or abandonment of secured property, cancellation of debt, contributions to an individual retirement arrangement (IRA), and generally, payments other than interest and dividends, you are not required to sign the certification, but you must provide your correct TIN. See the instructions on page 4.

Sign
Here

Signature of
U.S. person ▶

Dana Falotta

Date ▶ 7/1/14

General Instructions

Section references are to the Internal Revenue Code unless otherwise noted.

Purpose of Form

A person who is required to file an information return with the IRS must obtain your correct taxpayer identification number (TIN) to report, for example, income paid to you, real estate transactions, mortgage interest you paid, acquisition or abandonment of secured property, cancellation of debt, or contributions you made to an IRA.

Use Form W-9 only if you are a U.S. person (including a resident alien), to provide your correct TIN to the person requesting it (the requester) and, when applicable, to:

1. Certify that the TIN you are giving is correct (or you are waiting for a number to be issued),
2. Certify that you are not subject to backup withholding, or
3. Claim exemption from backup withholding if you are a U.S. exempt payee. If applicable, you are also certifying that as a U.S. person, your allocable share of any partnership income from a U.S. trade or business is not subject to the withholding tax on foreign partners' share of effectively connected income.

Note. If a requester gives you a form other than Form W-9 to request your TIN, you must use the requester's form if it is substantially similar to this Form W-9.

Definition of a U.S. person. For federal tax purposes, you are considered a U.S. person if you are:

- An individual who is a U.S. citizen or U.S. resident alien,
- A partnership, corporation, company, or association created or organized in the United States or under the laws of the United States,
- An estate (other than a foreign estate), or
- A domestic trust (as defined in Regulations section 301.7701-7).

Special rules for partnerships. Partnerships that conduct a trade or business in the United States are generally required to pay a withholding tax on any foreign partners' share of income from such business. Further, in certain cases where a Form W-9 has not been received, a partnership is required to presume that a partner is a foreign person, and pay the withholding tax. Therefore, if you are a U.S. person that is a partner in a partnership conducting a trade or business in the United States, provide Form W-9 to the partnership to establish your U.S. status and avoid withholding on your share of partnership income.

Center Joint Unified School District

AGENDA REQUEST FOR:

Dept./Site: Instructional Services

Date: June 10, 2015

Action Item X

To: Board of Trustees

Information Item

From: Scott Loehr
Superintendent

Attached Pages

Initials: S.L.

SUBJECT: Licensing Agreement for Document Tracking Services (DTS) to provide templates and support for:

School Accountability Report Card
Single Plan for Student Achievement
Local Control Accountability Plan
Local Education Agency Plan

Please approve Document Tracking Services (DTS) to provide support and forms to Center JUSD during the 2015/16 fiscal year.

RECOMMENDATION: CJUSD Board of Trustees to approve 2015/2016 Licensing Agreement with Document Tracking Services (DTS)

CONSENT AGENDA



LICENSING AGREEMENT

This Agreement effective **June 1, 2015**, is made and entered into by **Center Joint Unified School District** as Licensee and Document Tracking Services (DTS) as Licensor each a "Party" and collectively the "Parties".

Licensee desires that DTS provide a license to use DTS proprietary web-based application in accordance with the following provisions:

- A. License. DTS hereby grants to Licensee a non-exclusive license to use DTS application in order to create, edit, update, print and track specific documents as described in Exhibit A of this agreement.
 - (i) DTS retains all rights, title and interest in DTS application and any registered trademarks associated with the license.
 - (ii) Licensee retains all rights, title and interest in the documents as described in Exhibit A of this agreement.
- B. Internet Areas. All parties including third party licensees shall not be permitted to establish any "pointers" or links between the Online Area and any other area on or outside of the DTS login without the prior written approval.
- C. Term of License. The term of the Agreement is for **one (1) year** from the effective date (as noted in paragraph one) of the license agreement.
- D. Personnel. DTS will assign the appropriate personnel to represent DTS in all aspects of the license including but not limited to account set up and customer license inquiries.
- E. Content. DTS will be solely responsible for loading the content supplied by Licensee into DTS secure server and provide complete access to Licensee and its representatives.
- F. Security of Data. DTS at all times will have complete security of Licensee documents on dedicated servers that only authorized DTS personnel will have access to; all login by DTS authorized will be stored and saved as to time of log-in and log-out.
 - (i) Licensee may request DTS to only store Licensee documents for the period of time that allows Licensee and its authorized personnel to create, edit and update their documents.
- G. Management of Database. DTS shall allow Licensee to review, edit, create, update and otherwise manage all content of Licensee available through the Secure Login of DTS.
- H. Customer License. DTS shall respond promptly and professionally to questions, comments, complaints and other reasonable requests regarding any aspect of DTS application by Licensee. DTS business hours are Monday-Friday 8AM PST to 5PM PST except for national/state holidays.



- I. License Fee. Licensee shall pay a fee of **\$2,500**.
- J. Document Set Up Fee. The one-time set up fee for documents as described in Exhibit A and made a part of this Agreement is **\$0**.
- K. Payment Terms. Licensee shall pay the annual licensing fee upon execution of the Agreement between parties and the electronic submittal of the invoice to Licensee.
- L. Number of Documents. The maximum number of documents per school district is limited to **five (5)**.
- M. Warranty. Licensee represents and warrants that all information provided to DTS, including but not limited to narratives, editorials, information regarding schools, is owned by Licensee and Licensee has the right to use and allow use by DTS as called for hereunder and that no copyrights, trademark rights or intellectual property rights of any nature of any third party will be infringed by the intended use thereof. In the event any claim is brought against DTS based on an alleged violation of the rights warranted herein, Licensee agrees to indemnify and hold DTS harmless from all such claims, including attorney fees and costs incurred by DTS in defending such claims.
- N. Definitions.
 - (i) Document. A document is defined as **a)** a specific template provided by CDE or; **b)** any specific word document or forms that have different fields or school references such as elementary, middle or high schools* submitted by District or CDE; or **c)** individual inserts submitted by District or CDE that are integrated into existing documents or are offered as supplemental and/or addendums to other report documents.
 - * Licensee submits a SPSA template for their elementary, middle and high schools, which is counted as three (3) separate documents.
 - (ii) Customized Documents. Any document that is not a standard CDE template is considered a custom document and as such may be subject to additional setup fees; DTS shall provide an estimated cost of these additional fees prior to the execution of this agreement.
- O. Document Setup Fee. DTS will charge a one-time setup fee of \$200 per standard document up to a maximum of \$850 for customized documents.
- P. Additional Fees. Licensee shall pay additional fees if Licensee exceeds the number of documents as described in section L of this agreement. The fee for each additional document is \$39 per document times the number of schools in the district. The fee shall be payable within thirty (30) days from DTS invoice.
- Q. Additional Services. DTS can also provide Data Transfer and Document Translation services to Licensee for an additional fee. The fee for each additional service would be agreed upon between the parties and invoiced at the time the services were requested. The fee shall be payable within thirty (30) days from DTS invoice.



The Parties hereto have executed this Agreement as of the Effective Date.

Document Tracking Services, LLC

By: Aaron Tarazon, Director
Document Tracking Services
10225 Barnes Canyon Road, Suite A200
San Diego, CA 92121
858-784-0960 - Phone
858-587-4640 - Corporate Fax

Date: May 22, 2015

Licensee

By: _____

Date: _____

Center Joint Unified School District



Exhibit A

The following are standard documents to be used in conjunction with the license.

1. 2014 School Accountability Report Card, English & Spanish (Custom Template)
2. 2014 Single Plan for Student Achievement (CDE Template)
3. 2014 Local Control and Accountability Plan (CDE Template)
4. 2014 Local Education Agency Plan (CDE Template)
5. Others to be identified as needed.



May 22, 2015

Center Joint Unified School District
8408 Watt Ave.
Antelope, CA 95843

Re: Document Tracking Services

INVOICE #9584301

Pursuant to the licensing agreement between Center Joint Unified School District and Document Tracking Services (DTS):

Document Tracking Services

Document Tracking Services [6/1/15 to 6/1/16]:	\$2,500
9 schools and District Personnel = 10 sites	
License Agreement includes up to 5 documents	

Template Setup (one-time fee)

2014 School Accountability Report Card - English (Custom Template):	\$0
2014 School Accountability Report Card - Spanish (Custom Template):	\$0
2014 Single Plan for Student Achievement (CDE Template):	\$0
2014 Local Control Accountability Plan (CDE Template):	\$0
2014 Local Education Agency Plan (CDE Template):	\$0

Data Transfer (one-time fee)

From MS Word into Document Tracking Services:	\$0
---	-----

Translation Services

2014 Spanish School Accountability Report Card:	\$150
\$150 x 1 School Accountability Report Cards	


Total Balance Due: \$2,650


Please Make Checks Payable To: Document Tracking Services

Send to:

Aaron Tarazon, Director
Document Tracking Services
10225 Barnes Canyon Road, Suite A200
San Diego, CA 92121
858-784-0960 - Phone
858-587-4640 - Corporate Fax

Thank you!


Approved Per Payment (Signature)


Name/Role (Printed)

Center Joint Unified School District

AGENDA REQUEST FOR:

Dept./Site: Curriculum & Instruction

Date: June 10, 2015

Action Item

To: Board of Trustees

Information Item X

From: Tami JBeily,
Coordinator of State & Federal Programs

Attached Pages 19

Administrator's Initials: 

SUBJECT: Title III Program Improvement Plan

Upon review by our SCOE lead, small changes to funding on previously approved Title III Improvement Plan had to be made to meet the guidelines of CDE. CDE has approved and accepted changes.

CONSENT AGENDA

The following report is filtered by active items, all statuses, all funding sources, all assignments, all tags, and all goals.

GOAL Goal 2A: AMAO 1 -Annual Progress Learning English

An increasing percentage of English learners will make annual progress in learning English.

- By June 2016, the percentage of English learners learning English will increase from 61.6% to 65%, in order to continue meeting state defined growth expectations as measured by CELDT.

In order to meet this goal, the CJUSD will provide daily designated ELD to all ELs.

Filing Cabinet Count	0
Resources and state requirements for this goal Available	3

Center Joint Unified - 34739730000000**GOAL Goal 2B: AMAO 2 - English Proficiency**

By June 2016, the percentage of English learners in language instruction educational programs fewer than 5 years attaining English language proficiency will increase from 29.6% to 35%, in order to continue meeting the state-defined expectations for meeting the CELDT criterion for English-language proficiency.

By June 2016, the percentage of English learners in language instruction educational programs 5 or more years attaining English language proficiency will increase from 43.7% to 52.8%, in order to meet the state-defined expectations (52.8%) for meeting the CELDT criterion for English-language proficiency.
In order to meet these goals, the CJUSD will provide daily designated ELD to all ELs, monitor student progress and implement supplemental services designed for LTEL students.

Filing Cabinet Count	0	Budgeted:	\$213,922.00
Resources and state requirements for this goal Available	3		

STRATEGY Designated ELD Instruction

1. All ELs will receive daily, designated ELD instruction aligned to the 2012 ELD standards. Implementation of ELD will be monitored using common observation tools.
2. Student ELD progress will be monitored by the EL Case Managers
3. Instruction designed for LTELS will be implemented.
4. Summer School Transition classes will be offered (ele – middle, middle-High)

Filing Cabinet Count	0	Budgeted	\$213,922.00
----------------------	---	----------	--------------

ACTION STEP Implement curriculum and supports

Classroom teachers will supplement the core curriculum with Avenues (K-5) or 3D English (6-12) curriculum and utilize the curricular supports: meaning making, language development, effective expression, content knowledge

Status	Not Begun 01/14/2015	Filing Cabinet Count	0
Start-End Dates	08/02/2015 - 05/27/2016	Budgeted	\$155,858.00
Tags	T3Y2		
Persons Responsible	Tami JBeily		

LEA PLAN

Center Joint Unified - 34739730000000

GOAL Goal 2B: AMAO 2 - English Proficiency

STRATEGY Designated ELD Instruction

ACTION STEP Implement curriculum and supports

TASKS 0 of 4 Complete

Training

Not Begun

Due 10/15/2015

Tami JBeily (LEA)

District EL Coordinator to train teachers on Avenues & 3D English at appropriate sites; how to implement curriculum, use pacing guide, use assessments to drive instruction and use the curricular supports listed above

Monitor EL Progress

Not Begun

Due 10/30/2015

Tami JBeily (LEA)

Teacher to use the curricular assessments to measure EL student progress on ELD standards and plan instruction using Avenues and 3D English curriculum.

Monitor & Collaborate LTEL progress

Not Begun

Due 11/15/2015

Tami JBeily (LEA)

LTEL Case Manager to identify benchmark reporting period and coordinate ongoing collaboration meetings with a small group: admin and teachers of LTEL students, to monitor student progress utilizing curriculum assessments & other district assessment tools.

Bilingual Assistants

Not Begun

Due 8/4/2015

Tami JBeily (LEA)

Bilingual assistants are distributed throughout the 4 elementary sites and the middle and high school sites to support classroom instruction

ACTION STEP LTEL Case Managers

1. Establish LTEL Site Case Managers at Center HS, Riles MS and all 4 elementary schools. Case Managers will identify EL students program 5 yrs or more oversee annual assessments, monitor progress bimonthly, communicate with teachers

Status Not Begun 01/14/2015

Filing Cabinet Count 0

Start-End Dates 08/02/2015 - 05/27/2016

Budgeted \$13,814.00

Tags T3Y2

Persons Responsible Tami JBeily

LEA PLAN**Center Joint Unified - 34739730000000****GOAL Goal 2B: AMAO 2 - English Proficiency****STRATEGY Designated ELD Instruction****ACTION STEP LTEL Case Managers****TASKS 0 of 7 Complete**

LTEL Case Managers	Not Begun	Due 6/30/2015
Create job description, post position, hire Case Managers		Tami JBeily (LEA)
Training	Not Begun	Due 7/31/2015
District EL Coordinator to train EL Case Managers, establish monitoring tool used district wide		Tami JBeily (LEA)
Identify Students	Not Begun	Due 8/2/2015
District EL Coordinator to identify LTELs and communicate list monthly to site administrators and EL Case Managers		Tami JBeily (LEA)
Create LTEL Intervention	Not Begun	Due 6/1/2015
Site Admin to determine structure for LTEL intervention		Tami JBeily (LEA)
Elementary LTEL Intervention	In Progress	Due 9/1/2015
Provide intervention to LTEL students at each elementary school through clustering, before school small group instruction and/or after school small group instruction		Tami JBeily (LEA)
LTEL Intervention Instructional Support	Not Begun	Due 10/1/2015
District EL Coordinator to provide materials, instructional guidance and serve as a resource for elementary LTEL Intervention		Tami JBeily (LEA)
Monitor LTELs	Not Begun	Due 10/1/2015
Case Managers will monitor progress of LTELs bi monthly, collaborate with District EL Coordinator and classroom teachers		

ACTION STEP Transitional Summer School Program

GOAL Goal 2B: AMAO 2 - English Proficiency**STRATEGY Designated ELD Instruction****ACTION STEP Transitional Summer School Program**

Support transition of EL students from middle to high school with summer school session for all incoming EL 9th graders, with particular focus on LTELs .

Support transition of EL students from elementary to middle school with summer school session for all incoming EL 7th graders, with particular focus on LTELs

Status	Not Begun 01/14/2015	Filing Cabinet Count	0
Start-End Dates	06/01/2015 - 06/30/2015	Budgeted	\$14,977.00
Tags	T3Y2		
Persons Responsible	Tami JBeily		

TASKS 0 of 7 Complete

Identify Students	Not Begun	Due 5/1/2015
District EL Coordinator to identify LTELs in 6th grade and LTELs in 8th grade.		Tami JBeily (LEA)
Hire Teachers	Not Begun	Due 5/1/2015
Post position, hire 2 teachers for Summer School Transitional Program.		Tami JBeily (LEA)
Teacher Collaboration	Not Begun	Due 5/29/2015
Provide sub day for collaboration time for 2 summer school teachers.		Tami JBeily (LEA)
Parent Notification	Not Begun	Due 5/1/2015
Notify parents of identified LTELs through translated letters mailed home. Enrollment paperwork included.		Tami JBeily (LEA)
Enroll LTELs in Summer School	Not Begun	Due 5/29/2015
Collaborate with Summer School Principal to enroll LTEL students in Transitional Summer School course		Tami JBeily (LEA)
Implement Summer School Curriculum	Not Begun	Due 7/31/2015
Implement the curriculum designed for Transitional Summer School program		Tami JBeily (LEA)
Monitor EL Student Progress	Not Begun	Due 8/7/2015
Teacher to monitor student progress through the Transitional Summer School Program, communicate progress to District EL Coordinator to distribute to appropriate site contacts		Tami JBeily (LEA)

ACTION STEP LTEL Class

LEA PLAN

Center Joint Unified - 34739730000000

GOAL Goal 2B: AMAO 2 - English Proficiency

STRATEGY Designated ELD Instruction

ACTION STEP LTEL Class

Expand Long Term EL Class at Center High School to include more grade levels: identify students, implement curriculum, monitor progress

Implement Long Term EL Class at Riles Middle School: identify students, implement curriculum, monitor progress

Status	Not Begun 01/14/2015	Filing Cabinet Count	0
Start-End Dates	08/02/2015 - 05/27/2016	Budgeted	\$29,273.00
Tags	T3Y2		
Persons Responsible	Tami JBeily		

LEA PLAN

Center Joint Unified - 34739730000000

GOAL **Goal 2B: AMAO 2 - English Proficiency**

STRATEGY **Designated ELD Instruction**

ACTION STEP **LTEL Class**

TASKS 0 of 7 Complete

CHS LTEL Class

Not Begun

Due 5/29/2015

Collaborate with site admin to expand grade levels in LTEL course to begin in fall 2015

Tami JBeily (LEA)

WCR LTEL Class

Not Begun

Due 5/29/2015

Collaborate with site admin to establish LTEL course

Tami JBeily (LEA)

Identify CHS LTEL students

Not Begun

Due 4/1/2015

Identify CHS LTEL students, incoming 9th grade through current 10th graders

Tami JBeily (LEA)

Identify WCR LTEL Students

Not Begun

Due 4/3/2015

Identify WCR LTEL students, incoming 7th grade through current 7th graders

Tami JBeily (LEA)

Purchase Curriculum

Not Begun

Due 6/30/2015

District Curriculum Coordinator will research and purchase curriculum for the WCR LTEL class

Tami JBeily (LEA)

Implement Curriculum in LTEL class

Not Begun

Due 8/2/2015

Implement the new curriculum purchased for the WCR LTEL class.

Tami JBeily (LEA)

Fully implement existing curriculum in CHS LTEL class, adding a component to address CAHSEE Prep needs

monitor LTELs

Not Begun

Due 9/15/2015

LTEL teacher to monitor progress of LTELs in LTEL class, monthly using district monitoring tool

Tami JBeily (LEA)

LEA PLAN

Center Joint Unified - 34739730000000

GOAL Goal 2C: AMAO 3 - Reading/Language Arts

By June 2016, the percentage of teachers of English Learners implementing the ELD Standards in tandem with the CCSS/ELA Standards will increase to 100% as measured by locally developed observation tools.

In order to meet this goal, the CJUSD will provide professional development and early out collaboration time focused on the implementation of the CCSS/ELA and ELD Standards.

Filing Cabinet Count 0

LEA PLAN

Center Joint Unified - 34739730000000

GOAL Goal 2C: AMAO 3 - Mathematics

By June 2016, the percentage of teachers of English Learners implementing the ELD Standards in tandem with the CCSS/Mathematics Standards will increase to 100% as measured by locally developed observation tools.

In order to meet this goal, the CJUSD will provide professional development and early out collaboration time focused on the implementation of the CCSS/Math and ELD Standards.

Filing Cabinet Count 0

LEA PLAN

Center Joint Unified - 34739730000000

GOAL Goal 2D: High Quality Professional Development

By June, 2016, 95% of teachers and 100% of administrators will participate in professional development focused on the implementation of the ELD Standards in tandem with the CCSS for E/LA and Math. The implementation of the ELD Standards will be measured by locally designed observation and reporting tools.

In order to meet this goal, the CJUSD will provide professional development and early out collaboration time focused on the implementation of the CCSS/ELA/Math and ELD Standards.

Filing Cabinet Count	0	Budgeted:	\$19,718.00
Resources and state requirements for this goal Available	1		

STRATEGY Professional Development

Provide high quality professional development to teachers, administrators and other school or community-based personnel to improve the education of English learners.

Filing Cabinet Count	0	Budgeted	\$19,718.00
----------------------	---	----------	-------------

ACTION STEP Provide EL related Professional Development

Professional Development to include: writing language objectives in lessons, strategies to teach EL students, how to effectively utilize EL components in curriculum, understanding the CELDT

Status	Not Begun 01/14/2015	Filing Cabinet Count	0
Start-End Dates	08/02/2015 - 05/27/2016	Budgeted	\$9,859.00
Tags	T3Y2		
Persons Responsible	Tami JBeily		

LEA PLAN

Center Joint Unified - 34739730000000

GOAL Goal 2D: High Quality Professional Development

STRATEGY Professional Development

ACTION STEP Provide EL related Professional Development

TASKS 0 of 4 Complete

Identify PD needs	Not Begun	Due 5/29/2015
District Leadership to identify Professional Development topics for 2015-16 school year		
		Tami JBeily (LEA)
Locate Professional Development	Not Begun	Due 9/30/2015
Curriculum Coordinator will locate PD to meet identified needs		
		Tami JBeily (LEA)
Provide Professional Development	Not Begun	Due 12/1/2015
Provide teachers and administrators with ongoing professional development opportunities to meet the need identified by district administration team.		
		Tami JBeily (LEA)
Monitor classroom implementation of PD	Not Begun	Due 12/1/2015
Site and district admin will monitor the effective implementation of EL Supports and instructional strategies through monthly classroom walkthroughs		
		Tami JBeily (LEA)

ACTION STEP Site and Teacher specific EL PD

District EL Coordinator will collaborate with LTEL Site Case Manager and site administrators to identify teacher and site needs.

Status	Not Begun 01/14/2015	Filing Cabinet Count	0
Start-End Dates	11/01/2015 - 05/27/2016	Budgeted	\$9,859.00
Tags	T3Y2		
Persons Responsible	Tami JBeily		

LEA PLAN

Center Joint Unified - 34739730000000

GOAL **Goal 2D: High Quality Professional Development**

STRATEGY **Professional Development**

ACTION STEP **Site and Teacher specific EL PD**

TASKS 0 of 2 Complete

Identify Support Needed

Not Begun

Due 10/30/2015

EL Coordinator will collaborate with EL Case Managers and site admin to identify teachers needing additional individual support and topics for staff presentations.

Tami JBeily (LEA)

Implement Teacher Support

Not Begun

Due 11/15/2015

District EL Coordinator to provide one-on-one teacher support, site training, and follow-up, rotating weekly through elementary school sites

Tami JBeily (LEA)

LEA PLAN

Center Joint Unified - 34739730000000

GOAL Goal 2E: Parent and Community Participation

By June 2016, CJUSD will increase parent involvement activities so that 10% more parents are active participants in the education of their children.

In order to meet this goal, the CJUSD will provide multiple opportunities for parents to engage at school sites and increase understanding of the educational experience and opportunities available.

Filing Cabinet Count	0	Budgeted:	\$25,234.00
Resources and state requirements for this goal Available	1		

STRATEGY Increase Parental Involvement of EL Families

Promote the involvement of parents and community members in the education of English learners by providing quality opportunities for families to engage at school sites and increase understanding of educational experience and the opportunities available to students and families.

Filing Cabinet Count	0	Budgeted	\$25,234.00
----------------------	---	----------	-------------

ACTION STEP Early outreach to EL families

Increase language exposure for incoming EL students through targeted outreach to EL families to increase participation in Transitional Kindergarten

Status	Not Begun 01/15/2015	Filing Cabinet Count	0
Start-End Dates	03/01/2015 - 10/30/2015	Budgeted	\$13,217.00
Tags	T3Y2		
Persons Responsible	Tami JBeily		

LEA PLAN

Center Joint Unified - 34739730000000

GOAL Goal 2E: Parent and Community Participation

STRATEGY Increase Parental Involvement of EL Families

ACTION STEP Early outreach to EL families

TASKS 0 of 5 Complete

Identify EL families	Not Begun	Due 3/10/2015
Identify EL families		Tami JBeily (LEA)
TK invite specific for EL Families	Not Begun	Due 2/20/2015
Academic Coordinator at North Country to create a TK flyer for EL families. Ad to be published in local newspaper.		Tami JBeily (LEA)
Distribution	Not Begun	Due 3/15/2015
Distribute TK flyer to EL families using the backpack method. Post flyer and poster at sites, at district office and in community. Post in local newspaper and district newsletter.		Tami JBeily (LEA)
Enroll EL students in TK program	Not Begun	Due 5/1/2015
Enroll ELs in TK		Tami JBeily (LEA)
Translation	Not Begun	Due 2/15/2015
Translate EL TK flyer into Spanish and Russian		Tami JBeily (LEA)

ACTION STEP Increase communication of meetings and events

Increase parent and family involvement through increased communication of information, events and announcements

Status	Not Begun 01/15/2015	Filing Cabinet Count	0
Start-End Dates	05/01/2015 - 05/27/2016		
Tags	T3Y2		
Persons Responsible	Tami JBeily		

TASKS 0 of 2 Complete

Google Docs	Not Begun	Due 1/3/2016
Sites to increase translated materials going out to EL families using Google Docs		Tami JBeily (LEA)
School Messenger	Not Begun	Due 11/30/2015
Sites and district to increase oral messages to EL families utilizing the function on School Messenger		Tami JBeily (LEA)

LEA PLAN**Center Joint Unified - 34739730000000****GOAL Goal 2E: Parent and Community Participation****STRATEGY Increase Parental Involvement of EL Families****ACTION STEP Needs Assessment**

Survey parents to determine topics to be covered in ELAC and DELAC meetings

Status	Not Begun 01/15/2015	Filing Cabinet Count	0
Start-End Dates	04/01/2015 - 05/27/2016		
Tags	T3Y2		
Persons Responsible	Tami JBeily		

TASKS 0 of 2 Complete**Conduct survey Not Begun Due 5/29/2015**

Survey families orally, with translator in small group, to determine school related topics families would like to learn more about.

ELAC DELAC Agenda Items Not Begun Due 6/30/2015

Use results from needs assessment to plan learning at upcoming ELAC and DELAC meetings. Sites to communicate topics with ELAC meeting dates to District EL Coordinator.

ACTION STEP Calendar & Communicate ELAC & DELAC Mtgs

Calendar site ELAC and district DELAC dates for the entire year, providing single document for EL families with dates, times, locations and topics to be discussed, provided quarterly.

Status	Not Begun 01/15/2015	Filing Cabinet Count	0
Start-End Dates	08/02/2015 - 05/27/2016	Budgeted	\$12,017.00
Tags	T3Y2		
Persons Responsible	Tami JBeily		

LEA PLAN**Center Joint Unified - 34739730000000****GOAL Goal 2E: Parent and Community Participation****STRATEGY Increase Parental Involvement of EL Families****ACTION STEP Calendar & Communicate ELAC & DELAC Mtgs****TASKS 0 of 7 Complete**

Calendar Events	Not Begun	Due 5/15/2015
Site communicates ELAC dates and topics of discussion for upcoming year calendar to District EL Coordinator		Tami JBeily (LEA)
Date compilation	Not Begun	Due 7/31/2015
District EL Coordinator compiles ELAC and DELAC dates and topics, creating a one page document for families.		Tami JBeily (LEA)
Distribution	Not Begun	Due 8/28/2015
ELAC/DELAC calendar distributed to all EL students and to families in the CJUSD Adult Ed program at the beginning of the year and repeated quarterly.		Tami JBeily (LEA)
Phone call invites	Not Begun	Due 10/1/2015
Sites and district to utilize bilingual assistants to make personal phone call invites to EL families the week prior to each ELAC and DELAC meeting		Tami JBeily (LEA)
Translation	Not Begun	Due 8/7/2015
Translate ELAC & DELAC calendar in Russian and Spanish		Tami JBeily (LEA)
DELAC location	Not Begun	Due 7/31/2015
Change the meeting location for the DELAC from the District Office to one of the elementary sites		Tami JBeily (LEA)
Interpreters	Not Begun	Due 10/15/2015
Provide 1 Russian and 1 Spanish interpreter at DELAC meetings. Sites to offer Russian and/or Spanish interpreter to meet the needs of the attending families.		Tami JBeily (LEA)

LEA PLAN

Center Joint Unified - 34739730000000

GOAL Goal 2F: Parental Notification

By June 2016, CJUSD will continue to provide 100% of parents of ELs with the following information regarding their children, in a language parents can understand.

- identification of EL
- Program placement options
- Program placement notification
- English language proficiency level, as determined by CELDT results and any local English Proficiency assessments used
- academic achievement level
- reclassification information

Filing Cabinet Count	0
Resources and state requirements for this goal Available	1

LEA PLAN

Center Joint Unified - 34739730000000

GOAL **Goal 2G: Services for Immigrant Students**

N/A

Filing Cabinet Count	0
Resources and state requirements for this goal Available	1

LEA PLAN

Center Joint Unified - 34739730000000

GOAL **Goal 5A: Increase Graduation Rates**

By June 2016, the Center JUSD will continue to support English Learner students in achieving at least a 90% graduation rate.

Filing Cabinet Count	0
Resources and state requirements for this goal Available	1

STRATEGY **Provide Student Supports**

Center High will provide personnel, courses and supports to ensure student success in meeting graduation requirements

Filing Cabinet Count	0
----------------------	---

ACTION STEP **Student supports**

The following supports will be available: annual 4 year planning meeting with counselor, Credit Recovery course, Summer School, CARE Program and Success Program for struggling freshmen, multiple interventions including math lab, Foundations of English, after school math tutoring, LTEL course, EL courses and Study Skills for Special Ed students

Status	Not Begun 03/02/2015	Filing Cabinet Count	0
Start-End Dates	02/01/2016 - 06/01/2016		
Tags	T3Y2		
Persons Responsible	Tami JBeily		

TOTAL PLAN FUNDS:	\$893,876.00
Budgeted	\$258,874.00
Actual	\$0.00

Center Unified School District

AGENDA REQUEST FOR:

Dept./Site: Family Resource Center

Date: June 17, 2015

To: Board of Trustees

From: Alyson Collier

Action Item X

Information Item

Attached Pages: 3

Principal's Initials:



Subject: MOU with Sacramento Children's Home to present Social Emotional Learning curriculum "Stop and Think" and "Too Good for Violence" in district schools.

Recommend: Approve

CONSENT AGENDA

MEMORANDUM OF UNDERSTANDING
Between
Sacramento Children's Home
AND
Center Joint Unified School District

I. PURPOSE:

The purpose of this agreement is to clarify roles, responsibilities and services provided by Sacramento Children's Home (SCH) and Center Joint Unified School District while conducting business at school district sites.

II. PROGRAM DESIGN: The Sacramento Children's Home eVIBE

(Early Intervention in Violence Begins with Education) Program is an evidenced based model using the following three curriculums: Nurturing Parenting Program (NPP), designed to decrease family conflict, violence abuse and neglect, Stop and Think Social Skills Program, to teach children interpersonal problem solving and conflict resolution skills necessary to interact positively and safely, Too Good For Violence (TGFV) focusing on the development of positive peer relationships and the skills necessary to prevent youth violence. These are voluntary programs integrating conflict resolution, social skills and violence prevention curriculum in a group based setting targeting multiple age groups in grades 3rd-12th. The NPP targets parents or family caregivers. Program flexibility allows for all three curriculums to be taught in the school day setting or after school hours.

III. RESPONSIBILITIES:

A. Sacramento Children's Home agrees to commit the following staff, resources, and services to support the goals and objectives of the eVIBE program:

1. Sacramento Children's Home (SCH) will be responsible to Center Joint Unified School District for the contractual, administrative, and fiscal responsibilities of the eVIBE program.
2. Sacramento Children's Home will be responsible for implementing the Stop and Think , Too Good for Violence and Nurturing Parenting Program curriculums at selected school sites.
3. The District has determined that services performed under this Agreement will result in contact with students. Sacramento Children's Home shall obtain fingerprinting clearance for all employees before services can begin. Sacramento Children's Home will provide a complete list to the school site/District employees cleared by the DOJ who will provide services under this Agreement. Failure to provide such a written certification before services begin, or within thirty days after execution of

this Agreement, whichever comes first, will result in immediate termination.

4. Sacramento Children's Home will share all eVIBE program curriculum, program events and literature with Center Joint Unified School District.
5. Sacramento Children's Home will present an eVIBE program brochure and flyer that outlines all program services and program contacts.
6. Sacramento Children's Home will provide a completion of eVIBE program certificate to students who complete required number of classes.
7. Sacramento Children's Home will host parent engagement activities for parents/caregivers of students enrolled in the eVIBE program. Site locations for these events will be determined and approved by school site administrators.
8. Sacramento Children's Home will work with school administrators for eVIBE program referrals.
9. Sacramento Children's Home will follow all policies and procedures of the Center Joint Unified School District. This will include maintaining the care and cleanliness of all designated classrooms or facilities used by the eVIBE program staff.
10. Sacramento Children's Home will collect outcome data for the purposes of compliance with outcome measures.

B. Center Joint Unified School District agrees to collaborate and partner with the Sacramento Children's Home to support the goals and objectives of the eVIBE program:

1. Center Joint Unified School District will provide the facility/classroom space to conduct concurrent groups of up to 30 students for the Stop and Think and 20 students for the Too Good For Violence program.
2. Center Joint Unified School District will provide facility space to conduct parent /family activity meetings.
3. Center Joint Unified School District will refer students/families to the Stop and Think, Too Good for Violence and Nurturing Parenting programs.
4. Center Joint Unified School District will work with Sacramento Children's Home to coordinate the program implementation schedule during the school day or afterschool hours.

IV. TERMS AND CONDITIONS:

The terms of this MOU shall commence on July 1st, 2015 - June 30th, 2016 are renewable thereafter from year to year unless either participating party gives written notice of termination. Either party may terminate this MOU in thirty (30) days upon written notification on intention to terminate the agreement with or without cause. The MOU is predicated on obtaining funding from the County of Sacramento.

V. INSURANCE:

Without limiting indemnification, SCH shall maintain in force at all times during the term of this MOU and any extensions or modifications thereto, insurance against claims for injuries to person or damages to property which may arise from or in connection with the performance of the MOU by SCH, its agents, representatives or employees. Center Joint Unified School District reserves the right at any time to review the coverage, form, and amount of the insurance and may require SCH to obtain sufficient coverage, form and amount to provide adequate protection.

VI. INDEMNIFICATION:

Center Joint Unified School District shall indemnify, defend, and hold harmless SCH, its officers, agents, and employees, from and against any and all claims, losses, liabilities or damages, including payment of attorney's fees, arising out of or resulting from the failure of Center Joint Unified School District to perform the terms of this MOU or performance of this MOU, caused in whole or in part by any act or omission of Center Joint Unified School District, its officers, agents, employees, subcontractors, or anyone directly or indirectly employed by any of them regardless of whether caused in part by a party indemnified hereunder. SCH shall indemnify, defend, and hold harmless Center Joint Unified School District, its officers, agents, and employees, from and against any and all claims, losses, liabilities or damages, including payment of attorney's fees, arising out of or resulting from the failure of SCH to perform the terms of this MOU or performance of this MOU, caused in whole or in part by any act or omission of SCH, its officers, agents, employees, subcontractors, or anyone directly or indirectly employed by any of them regardless of whether caused in part by a party indemnified hereunder.

VII. AMENDMENTS:

Amendments to this MOU may be made with mutual written agreement from the participating parties.

This operational agreement shall be effective upon signature. We, the undersigned, as authorized representatives of the Sacramento Children's Home and the Center Joint Unified School District, do hereby approve this document.

Roy L. Alexander, Chief Executive Officer
Sacramento Children's Home

Date

Center Joint Unified School District Superintendent

Date

Date

Center Joint Unified School District

Dept./Site: Superintendent's Office

To: Board of Trustees

Date: June 10, 2015

From: Scott Loehr, Superintendent

Principal/Administrator Initials: _____

AGENDA REQUEST FOR:

Action Item X

Information Item _____

Attached Pages _____

SUBJECT: Renewal Agreement for Police Services Between Twin Rivers Unified School District and Center Joint Unified School District, July 2015 to June 2017

RECOMMENDATION: The CJUSD Board of Trustees approve the Renewal Agreement for Police Services Between Twin Rivers Unified School District and Center Joint Unified School District, July 2015 to June 2017.

CONSENT AGENDA



Twin Rivers Unified School District Police Department Memorandum

DATE June 2, 2015

TO Superintendent, Center Joint Unified School District

FROM Twin Rivers USD Police Department

RE: Renewal Agreement for Services for the School Year 2015/16

The following changes have been proposed for the upcoming Services Agreement between the Twin Rivers Unified School District Police Department and the Center Joint Unified School District:

- Changed from a 1-year agreement to a 2-year agreement. This attached document will expire June 30, 2017.
- The annual rate of the agreement will now be \$142,000 (changed from \$135,000).
- The overtime rate has changed to \$55 per hour (changed from \$45).

**RENEWAL AGREEMENT FOR POLICE SERVICES
BETWEEN TWIN RIVERS UNIFIED SCHOOL DISTRICT AND
CENTER JOINT UNIFIED SCHOOL DISTRICT**

This Renewal Agreement is made and entered this 1st day of July 2015 and shall be completed on or before June 30, 2017, in Sacramento, California, by and between the Twin Rivers Unified School District ("Twin Rivers"), located at 5115 Dudley Boulevard, McClellan, California 95652, and Center Joint Unified School District ("Center"), located at 8408 Watt Avenue, Antelope, CA 95843.

WITNESSETH:

WHEREAS, Twin Rivers has established a School Police Department, pursuant to Education Code Section 38000 *et seq.*; and

WHEREAS, Twin Rivers has reorganized its School Police Department and adopted the School Resource Officer model, which provides intervention, counseling, and law enforcement services to school campuses; and

WHEREAS, Government Code Section 54980 *et seq.* permits school districts to contract for the performance of police services or functions within the territory of the respective school districts; and

WHEREAS, Center has expressed that it is in need of law enforcement officers to provide security and police services for its schools and facilities; and

WHEREAS, Center has requested that Twin Rivers provide qualified, capable law enforcement officers from Twin Rivers Police Department to provide security and police services for its schools and facilities; and

WHEREAS, Twin Rivers believes it would be in its best interest to cooperate with and assist Center by providing qualified, capable law enforcement officers to provide security and police services for its schools and facilities; and

NOW, THEREFORE, IT IS HEREBY AGREED by and between the parties as follows:

1. **EXERCISE OF AUTHORITY:** Pursuant to Penal Code Section 830.32, Center hereby consents to the exercise of peace officer authority within the political subdivision of Center by persons employed as peace officers by Twin Rivers for the purpose of performing the services described in this Agreement.

2. **SCOPE OF SERVICE:** Effective immediately, upon the execution of this Agreement, Twin Rivers shall assign, with the consent and approval of Center, one (1) Twin Rivers Unified School District Police Department law enforcement officer to perform the following security and police services, including, but not limited to the following:

- a. Providing leadership and direction to the planning, organization, and evaluation of school and campus security;
- b. Recommending security procedures to the Superintendent of Center Joint Unified School District;
- c. Maintaining effective relationships with other police agencies and community organizations;
- d. Cooperating with local law enforcement agencies in the prevention, control and investigation of illegal activities by persons or groups directed against Center's personnel or facilities;
- e. Coordinating investigations of crimes on District property and conducting other investigations as requested by the Superintendent or his designee;
- f. Submitting written and oral reports; and attending meetings, workshops, conferences, and seminars as requested.

During the time the Officer(s) is/are providing said security and police services, the Officer(s) shall report to Center's Superintendent or his designee for purposes of continuity and coordination of the District's security and police services. Unless modified at the direction of the Board of Education or Superintendent of Twin Rivers, the Officer(s) shall act in accordance with Center's Board Policies, Administrative Regulations, collective bargaining agreements, and General Orders of the Twin Rivers Unified School District Police Department, except to the extent any of the same may be expressly in conflict with, inconsistent with, or preempted by law.

Notwithstanding Center's policies, agreements, and general orders, Twin Rivers shall incur no liability for claims by Center's employees arising solely out of an alleged violation of a Center's policies, agreements, orders. The Officer(s) shall be subject to the exclusive authority of Twin Rivers' Chief of Police with respect to his/her training, qualifications, and discipline.

3. **SUPPORT:** The Officer(s) may request or recommend some clerical or administrative support services as needed be provided by Center. Should the Officer(s) elect to utilize Twin Rivers clerical or administrative support services, then Twin Rivers shall assume and pay all costs associated therewith, except as otherwise mutually agreed by the parties.

4. **WORKERS' COMPENSATION:** The Officer(s) shall be an employee of Twin Rivers for the purposes of Workers' Compensation, under the relevant provisions of the California Labor Code. If the Officer(s) files a Workers' Compensation claim, whether against Center or Twin Rivers, Twin Rivers shall be responsible for administration and payment of the claim in accordance with the applicable provisions of the California Labor Code. Further, Twin Rivers agrees to comply with the provisions of Section 3700 of the Labor Code, which requires

every employer to be insured against the liability for Workers' Compensation or to undertake self-insurance.

5. **COMPENSATION/REIMBURSEMENT:** Center shall pay Twin Rivers the Annual rate of \$142,000.00 (See Exhibit "A" for Scope of Work) for all personnel services provided to Center pursuant to this Agreement. Any overtime request by Center shall be compensated at the rate of \$55.00 per hour, per Officer, for the fiscal year 2015/16 and 2016/17. Center shall disburse funds pursuant to this paragraph within thirty (30) days of receipt of invoices from Twin Rivers.

6. **EQUIPMENT/SUPPLIES:** Except as otherwise provided by this Agreement, Twin Rivers shall be responsible for providing, and paying for, motor vehicles, cellular telephones, radios, pagers and similar equipment necessary for law enforcement activities. Center shall be responsible for providing, and paying for, office furniture, office equipment and similar supplies necessary for office, clerical, and counseling activities at District sites.

7. **TERM OF AGREEMENT:** The terms of this Agreement shall commence on July 1, 2015 and end on June 30, 2017 unless terminated sooner in accordance with this Agreement. This Agreement may be extended and/or amended from quarter to quarter thereafter upon approval by the Governing Boards of both Center and Twin Rivers.

8. **NOTICES:** Any notice required to be given by the terms of this Agreement shall be deemed to have been given when the same is personally delivered or sent by first class mail, postage prepaid, addressed to the respective parties as follows:

TO CENTER JOINT UNIFIED SCHOOL DISTRICT:

Attn: Scott Loehr, Superintendent
8408 Watt Avenue
Antelope, CA 95843

TO TWIN RIVERS UNIFIED SCHOOL DISTRICT:

Attn: Dr. Steven Martinez, Superintendent
3222 Winona Way
North Highlands, CA 95660

9. **TERMINATION/SUSPENSION:** Either party to this Agreement may terminate this Agreement without cause by giving the other party at least thirty (30) days written notice. Upon termination, Center shall reimburse Twin Rivers in an amount as will compensate Twin Rivers for the costs that have been expended up to and including the date of termination, as provided in Paragraph Five (5), above. When required by law, this Agreement may be immediately suspended by either party upon notice to the other party; any such suspension shall not extend the term of this Agreement.

10. **ADMINISTRATION OF AGREEMENT:** Center designates its District Superintendent, or his/her designee, to represent Center in all matters pertaining to the administration of this Agreement. Twin Rivers designates its District Superintendent, or his/her designee, to represent Twin Rivers in all matters pertaining to the administration of this Agreement. Both Twin Rivers and Center will provide the full cooperation and assistance of its officers, agents, and employees to each other in performance of this Agreement.

11. **INDEMNIFICATION:**

a. Center shall assume the defense of and indemnify and hold harmless Twin Rivers from and against all actions or claims against Twin Rivers, its officers, agents or employees from any and all loss, including attorneys' fees, sustained by Twin Rivers by virtue of any damages to any person(s), firm, or corporation who may be injured by or to any property that may be damaged by the sole fault or negligence of Center, its officers, agents or employees. Center shall also assume the defense of and indemnify and hold harmless Twin Rivers from any claims made or actions filed by any employee or employee labor organization of Center relating to services performed pursuant to this Agreement.

b. Twin Rivers shall assume the defense of and indemnify and hold harmless Center from and against all actions or claims against Center, its officers, agents or employees from any and all loss, including attorneys' fees, sustained by Center by virtue of any damages to any person(s), firm, or corporation who may be injured by or to any property that may be damaged by the sole fault or negligence of Twin Rivers, its officers, agents or employees. Twin Rivers shall also assume the defense of and indemnify and hold harmless Center from any claims made or actions filed by any employee or employee labor organization of Twin Rivers relating to services performed pursuant to this Agreement.

c. The indemnification provisions contained in this Agreement include any violation of applicable law, ordinance, regulation or rule, including where the claim, loss, damage, charge or expense was caused by deliberate, willful, or criminal acts of either party to this Agreement, or any of their agents, officers or employees or their performance under the terms of this Agreement.

d. It is the intent of the parties that where negligence or responsibility for injury or damages is determined to have been shared, principles of comparative negligence will be followed and each party shall bear the proportionate cost of any loss, damage, expense and liability attributable to that party's negligence.

e. Each party shall establish procedures to notify the other party, where appropriate, of any claims, administrative actions or legal actions with respect to any of the matters described in this indemnification section. The parties shall cooperate in the defense of such actions brought by either with respect to the matters covered in this Agreement. Nothing set forth in this Agreement shall establish a standard of care for or create any legal rights for any person not a party to this Agreement.

12. **INSURANCE:** Upon commencement of performance of this Agreement, Center shall provide to Twin Rivers, and Twin Rivers shall provide to Center, a current Certificate of Policy evidencing its comprehensive and general liability insurance coverage in a sum not less than \$1,000,000.00 per person and \$1,000,000.00 per occurrence. Center shall also provide

Twin Rivers, and Twin Rivers shall also provide Center, with a written endorsement naming the other party as an additional insured, and such endorsement shall also state "Such insurance as afforded by this policy shall be primary and any insurance carried by Center or Twin Rivers shall be excess and noncontributory." Any and all insurance coverage may be provided by a Joint Powers Authority or other self-insurance program. Coverage shall provide notice to the additional insured of any change in or limitation of coverage or of cancellation of the policy no less than thirty (30) days prior to the effective date of the change, limitation or cancellation.

13. **ATTORNEY'S FEES:** In the event any dispute between the parties arises under or regarding this Agreement, the prevailing party in any litigation of the dispute shall be entitled to reasonable attorney's fees from the other party, as determined by the court.

14. **SEVERABILITY:** The invalidity in whole or in part of any provision of the Agreement shall not void or affect the validity of any other provision of the Agreement.

15. **CAPTIONS:** The captions of the sections of this Agreement are for convenience only and shall not be deemed to be relevant in resolving any question of interpretation or intent.

16. **APPLICABLE LAW:** This Agreement shall be governed by the laws of the State of California.

17. **INTEGRATION:** This Agreement represents the entire Agreement among Center and Twin Rivers and supersedes all prior negotiations, representations or agreements, either written or oral. This Agreement may be amended only by written instrument signed by duly authorized representatives of Twin Rivers and Center.

18. **AUTHORITY:** The undersigned hereby represent and warrant that they are authorized by the parties to execute this Agreement.

IN WITNESS WHEREOF, Twin Rivers and Center have executed this Agreement as of the date first above written.

CENTER JOINT UNIFIED SCHOOL DISTRICT

TWIN RIVERS UNIFIED SCHOOL DISTRICT

BY: _____
Scott Loehr, Superintendent
Center Joint Unified School District

BY: _____
Dr. Steven Martinez, Superintendent
Twin Rivers Unified School District

EXHIBIT "A"

SCOPE OF WORK

- One (1) Police Officer (SRO) will be assigned to work the Center District campuses Monday through Friday for the school year beginning July 1, 2015 to June 30, 2017. The Officer will be assigned to work the summer sessions of 2016 and 2017.
- The Officer will work a 40 hour per week/8 hours a day Monday through Friday schedule to be mutually agreed upon by both parties.
- Twin Rivers Dispatch Center will provide 24 hour per day/7 day per week monitoring of Center's video surveillance system and alarm systems. No additional cost will be incurred by Center.
- Twin Rivers Officers will provide random patrol of the Center District sites during non-school hours including nights and weekends. (May exclude the hours between midnight and 6:00 A.M. with written notice.)
- Twin Rivers Officers will respond to all alarm calls and will be the primary responder to all calls for police services in the Center District. (May exclude the hours between midnight and 6:00 A.M. with written notice.)
- Twin Rivers Officers will be available for after hours events at a rate of \$55.00 per hour per Officer. A request for such service requires a two (2) week advance notice. The number of Officers necessary to properly staff an event will be mutually agreed upon by both parties in advance.
- Canine Searches or Public Relations (requests for narcotic canine searches or canine demonstrations for public relations events) should be requested at least two weeks prior to the event. These events will be considered an extra event and will be billed at the \$55.00 per hour rate. ** Immediate response for assistance by the canine unit in support of priority calls for service is included in the contract fee.
- Any overtime created by calls for service, not covered by the assigned SRO or on-duty patrol officers in the Center Unified School District will be billed at \$55.00 per hour.

Payment to be mailed to:

Twin Rivers Unified School District
3222 Winona Way
North Highlands, CA 95660

Attn: Accounts Receivable

Center Joint Unified School District

AGENDA REQUEST FOR:

Dept./Site: Facilities & Operations Department

To: Board of Trustees

Action Item X

Date: June 10, 2015

Information Item

From: Craig Deason, Assist. Supt.

Attached Pages 14

Assist. Supt. Initials: CD

SUBJECT: Resolution #14/2014-15
Child Development Contract Approval

The attached Resolution #14/2014-15 grants the approval for a one year agreement with the State Agency regarding funding for providing child care and development programs within our district. The agreement is for July 1, 2015, through June 30, 2016.

Recommendation: That the Board of Trustees approves resolution authorizing the one year agreement between the State Agency and Center Joint Unified School District for child care services.

CONSENT AGENDA

RESOLUTION

14 / 2014 - 15

This resolution must be adopted in order to certify the approval of the Governing Board to enter into this transaction and subsequent amendments with the California Department of Education for the purpose of providing child care and development services and to **authorize the designated personnel to sign contract documents for Fiscal Year 2015-16.**

RESOLUTION

BE IT RESOLVED that the Governing Board of Center Joint Unified School District

authorizes entering into local agreement number CCTR-5183 and that the person/s who is/are listed below, is/are authorized to sign the transaction for the Governing Board.

<u>NAME</u>	<u>TITLE</u>	<u>SIGNATURE</u>
<u>Scott Loehr</u>	<u>Superintendent</u>	<u></u>
<u></u>	<u></u>	<u></u>
<u></u>	<u></u>	<u></u>

PASSED AND ADOPTED THIS 10th day of June 2015, by the Governing Board of Center Joint Unified School District of Sacramento County, in the State of California.

I, Debrae Pope, Clerk of the Governing Board of Center Joint Unified School Dist. of Sacramento County, in the State of California, certify that the foregoing is a full, true and correct copy of a resolution adopted by the said Board at a Regular meeting thereof held at a regular public place of meeting and the resolution is on file in the office of said Board.

(Clerk's signature)

June 10, 2015
(Date)

**CALIFORNIA DEPARTMENT OF EDUCATION**

1430 N Street

Sacramento, CA 95814-5901

F.Y. 15 - 16DATE: July 01, 2015**LOCAL AGREEMENT FOR CHILD DEVELOPMENT SERVICES**CONTRACT NUMBER: CCTR-5183PROGRAM TYPE: GENERAL CHILD CARE &
DEV PROGRAMSPROJECT NUMBER: 34-7397-00-5CONTRACTOR'S NAME: CENTER JOINT UNIFIED SCHOOL DISTRICT

This Agreement is entered into between the State Agency and the Contractor named above. The Contractor agrees to comply with the terms and conditions of the CURRENT APPLICATION; the GENERAL TERMS AND CONDITIONS (GTC-610)*; the GENERAL CHILD CARE AND DEVELOPMENT PROGRAM REQUIREMENTS*; the FUNDING TERMS AND CONDITIONS (FT&C)* and any subsequent changes to the FT&C*, which are by this reference made a part of this Agreement.

Funding of this Agreement is contingent upon appropriation and availability of sufficient funds. This Agreement may be terminated immediately by the State if funds are not appropriated or available in amounts sufficient to fund the State's obligations under this Agreement.

The period of performance for this Agreement is July 01, 2015 through June 30, 2016. For satisfactory performance of the required services, the Contractor shall be reimbursed in accordance with the Determination of Reimbursable Amount Section of the FT&C, at a rate not to exceed \$36.10 per child per day of full-time enrollment and a Maximum Reimbursable Amount (MRA) of \$608,491.00.

SERVICE REQUIREMENTS

Minimum Child Days of Enrollment (CDE) Requirement	16,856.0
Minimum Days of Operation (MDO) Requirement	251

Any provision of this Agreement found to be in violation of Federal and State statute or regulation shall be invalid, but such a finding shall not affect the remaining provisions of this Agreement.

Items shown with an Asterisk (*), are hereby incorporated by this reference and made part of this Agreement as if attached hereto. These documents can be viewed at <http://www.cde.ca.gov/fg/aa/cd/ftc2015.asp>

STATE OF CALIFORNIA

BY (AUTHORIZED SIGNATURE)

CONTRACTOR

BY (AUTHORIZED SIGNATURE)

PRINTED NAME OF PERSON SIGNING

Suresh Chandra, Manager

PRINTED NAME AND TITLE OF PERSON SIGNING

Scott Loeber, Superintendent

TITLE

Contracts, Purchasing and Conference Services

ADDRESS

8403 West Ave, Antelope, CA 95843

AMOUNT ENCUMBERED BY THIS DOCUMENT

\$ 608,491

PROGRAM/CATEGORY (CODE AND TITLE)

Child Development Programs

FUND TITLE

(OPTIONAL USE)

See Attached

PRIOR AMOUNT ENCUMBERED FOR THIS CONTRACT

\$ 0

ITEM

See Attached

CHAPTER

STATUTE

FISCAL YEAR

TOTAL AMOUNT ENCUMBERED TO DATE

\$ 608,491

OBJECT OF EXPENDITURE (CODE AND TITLE)

702

Department of General Services
use only

I hereby certify upon my own personal knowledge that budgeted funds are available for the period and purpose of the expenditure stated above.

SIGNATURE OF ACCOUNTING OFFICER

See Attached

T B A. NO.

B. R. NO.

DATE

CONTRACTOR'S NAME: CENTER JOINT UNIFIED SCHOOL DISTRICT

CONTRACT NUMBER: CCTR-5183

AMOUNT ENCUMBERED BY THIS DOCUMENT \$ 179,657	PROGRAM/CATEGORY (CODE AND TITLE) Child Development Programs	FUND TITLE Federal		
PRIOR AMOUNT ENCUMBERED \$ 0	(OPTIONAL USE)0656 13609-7397	FC# 93.596	PC# 000321	
TOTAL AMOUNT ENCUMBERED TO DATE \$ 179,657	ITEM 30.10.020.001 6110-194-0890	CHAPTER B/A	STATUTE 2015	FISCAL YEAR 2015-2016
OBJECT OF EXPENDITURE (CODE AND TITLE) 702 SACS: Res-5025 Rev-8290				

AMOUNT ENCUMBERED BY THIS DOCUMENT \$ 98,842	PROGRAM/CATEGORY (CODE AND TITLE) Child Development Programs	FUND TITLE Federal		
PRIOR AMOUNT ENCUMBERED \$ 0	(OPTIONAL USE)0656 15136-7397	FC# 93.575	PC# 000324	
TOTAL AMOUNT ENCUMBERED TO DATE \$ 98,842	ITEM 30.10.020.001 6110-194-0890	CHAPTER B/A	STATUTE 2015	FISCAL YEAR 2015-2016
OBJECT OF EXPENDITURE (CODE AND TITLE) 702 SACS: Res-5025 Rev-8290				

AMOUNT ENCUMBERED BY THIS DOCUMENT \$ 329,992	PROGRAM/CATEGORY (CODE AND TITLE) Child Development Programs	FUND TITLE General		
PRIOR AMOUNT ENCUMBERED \$ 0	(OPTIONAL USE)0656 23254-7397			
TOTAL AMOUNT ENCUMBERED TO DATE \$ 329,992	ITEM 30.10.020.001 6110-194-0001	CHAPTER B/A	STATUTE 2015	FISCAL YEAR 2015-2016
OBJECT OF EXPENDITURE (CODE AND TITLE) 702 SACS: Res-6105 Rev-8590				

I hereby certify upon my own personal knowledge that budgeted funds are available for the period and purpose of the expenditure stated above	FBA NO	BR NO
SIGNATURE OF ACCOUNTING OFFICER	DATE	

CCC-307

CERTIFICATION

I, the official named below, CERTIFY UNDER PENALTY OF PERJURY that I am duly authorized to legally bind the prospective Contractor to the clause(s) listed below. This certification is made under the laws of the State of California.

<i>Contractor/Bidder Firm Name (Printed)</i> Center Joint Unified School District		<i>Federal ID Number</i> 74-6002490
<i>By (Authorized Signature)</i> 		
<i>Printed Name and Title of Person Signing</i> Scott Loehr, Superintendent		
<i>Date Executed</i> June 10, 2015	<i>Executed in the County of</i> Sacramento	

CONTRACTOR CERTIFICATION CLAUSES

1. **STATEMENT OF COMPLIANCE:** Contractor has, unless exempted, complied with the nondiscrimination program requirements. (Gov. Code §12990 (a-f) and CCR, Title 2, Section 8103) (Not applicable to public entities.)

2. **DRUG-FREE WORKPLACE REQUIREMENTS:** Contractor will comply with the requirements of the Drug-Free Workplace Act of 1990 and will provide a drug-free workplace by taking the following actions:

a. Publish a statement notifying employees that unlawful manufacture, distribution, dispensation, possession or use of a controlled substance is prohibited and specifying actions to be taken against employees for violations.

b. Establish a Drug-Free Awareness Program to inform employees about:

- 1) the dangers of drug abuse in the workplace;
- 2) the person's or organization's policy of maintaining a drug-free workplace;
- 3) any available counseling, rehabilitation and employee assistance programs; and,
- 4) penalties that may be imposed upon employees for drug abuse violations.

c. Every employee who works on the proposed Agreement will:

- 1) receive a copy of the company's drug-free workplace policy statement; and,
- 2) agree to abide by the terms of the company's statement as a condition of employment on the Agreement.

Failure to comply with these requirements may result in suspension of payments under the Agreement or termination of the Agreement or both and Contractor may be ineligible for award of any future State agreements if the department determines that any of the following has occurred: the Contractor has made false certification, or violated the

certification by failing to carry out the requirements as noted above. (Gov. Code §8350 et seq.)

3. NATIONAL LABOR RELATIONS BOARD CERTIFICATION: Contractor certifies that no more than one (1) final unappealable finding of contempt of court by a Federal court has been issued against Contractor within the immediately preceding two-year period because of Contractor's failure to comply with an order of a Federal court, which orders Contractor to comply with an order of the National Labor Relations Board. (Pub. Contract Code §10296) (Not applicable to public entities.)

4. CONTRACTS FOR LEGAL SERVICES \$50,000 OR MORE- PRO BONO REQUIREMENT: Contractor hereby certifies that contractor will comply with the requirements of Section 6072 of the Business and Professions Code, effective January 1, 2003.

Contractor agrees to make a good faith effort to provide a minimum number of hours of pro bono legal services during each year of the contract equal to the lesser of 30 multiplied by the number of full time attorneys in the firm's offices in the State, with the number of hours prorated on an actual day basis for any contract period of less than a full year or 10% of its contract with the State.

Failure to make a good faith effort may be cause for non-renewal of a state contract for legal services, and may be taken into account when determining the award of future contracts with the State for legal services.

5. EXPATRIATE CORPORATIONS: Contractor hereby declares that it is not an expatriate corporation or subsidiary of an expatriate corporation within the meaning of Public Contract Code Section 10286 and 10286.1, and is eligible to contract with the State of California.

6. SWEATFREE CODE OF CONDUCT:

a. All Contractors contracting for the procurement or laundering of apparel, garments or corresponding accessories, or the procurement of equipment, materials, or supplies, other than procurement related to a public works contract, declare under penalty of perjury that no apparel, garments or corresponding accessories, equipment, materials, or supplies furnished to the state pursuant to the contract have been laundered or produced in whole or in part by sweatshop labor, forced labor, convict labor, indentured labor under penal sanction, abusive forms of child labor or exploitation of children in sweatshop labor, or with the benefit of sweatshop labor, forced labor, convict labor, indentured labor under penal sanction, abusive forms of child labor or exploitation of children in sweatshop labor. The contractor further declares under penalty of perjury that they adhere to the Sweatfree Code of Conduct as set forth on the California Department of Industrial Relations website located at www.dir.ca.gov, and Public Contract Code Section 6108.

b. The contractor agrees to cooperate fully in providing reasonable access to the contractor's records, documents, agents or employees, or premises if reasonably required by authorized officials of the contracting agency, the Department of Industrial Relations,

or the Department of Justice to determine the contractor's compliance with the requirements under paragraph (a).

7. **DOMESTIC PARTNERS**: For contracts over \$100,000 executed or amended after January 1, 2007, the contractor certifies that contractor is in compliance with Public Contract Code section 10295.3.

DOING BUSINESS WITH THE STATE OF CALIFORNIA

The following laws apply to persons or entities doing business with the State of California.

1. **CONFLICT OF INTEREST**: Contractor needs to be aware of the following provisions regarding current or former state employees. If Contractor has any questions on the status of any person rendering services or involved with the Agreement, the awarding agency must be contacted immediately for clarification.

Current State Employees (Pub. Contract Code §10410):

1). No officer or employee shall engage in any employment, activity or enterprise from which the officer or employee receives compensation or has a financial interest and which is sponsored or funded by any state agency, unless the employment, activity or enterprise is required as a condition of regular state employment.

2). No officer or employee shall contract on his or her own behalf as an independent contractor with any state agency to provide goods or services.

Former State Employees (Pub. Contract Code §10411):

1). For the two-year period from the date he or she left state employment, no former state officer or employee may enter into a contract in which he or she engaged in any of the negotiations, transactions, planning, arrangements or any part of the decision-making process relevant to the contract while employed in any capacity by any state agency.

2). For the twelve-month period from the date he or she left state employment, no former state officer or employee may enter into a contract with any state agency if he or she was employed by that state agency in a policy-making position in the same general subject area as the proposed contract within the 12-month period prior to his or her leaving state service.

If Contractor violates any provisions of above paragraphs, such action by Contractor shall render this Agreement void. (Pub. Contract Code §10420)

Members of boards and commissions are exempt from this section if they do not receive payment other than payment of each meeting of the board or commission, payment for preparatory time and payment for per diem. (Pub. Contract Code §10430 (e))

2. **LABOR CODE/WORKERS' COMPENSATION:** Contractor needs to be aware of the provisions which require every employer to be insured against liability for Worker's Compensation or to undertake self-insurance in accordance with the provisions, and Contractor affirms to comply with such provisions before commencing the performance of the work of this Agreement. (Labor Code Section 3700)

3. **AMERICANS WITH DISABILITIES ACT:** Contractor assures the State that it complies with the Americans with Disabilities Act (ADA) of 1990, which prohibits discrimination on the basis of disability, as well as all applicable regulations and guidelines issued pursuant to the ADA. (42 U.S.C. 12101 et seq.)

4. **CONTRACTOR NAME CHANGE:** An amendment is required to change the Contractor's name as listed on this Agreement. Upon receipt of legal documentation of the name change the State will process the amendment. Payment of invoices presented with a new name cannot be paid prior to approval of said amendment.

5. **CORPORATE QUALIFICATIONS TO DO BUSINESS IN CALIFORNIA:**

a. When agreements are to be performed in the state by corporations, the contracting agencies will be verifying that the contractor is currently qualified to do business in California in order to ensure that all obligations due to the state are fulfilled.

b. "Doing business" is defined in R&TC Section 23101 as actively engaging in any transaction for the purpose of financial or pecuniary gain or profit. Although there are some statutory exceptions to taxation, rarely will a corporate contractor performing within the state not be subject to the franchise tax.

c. Both domestic and foreign corporations (those incorporated outside of California) must be in good standing in order to be qualified to do business in California. Agencies will determine whether a corporation is in good standing by calling the Office of the Secretary of State.

6. **RESOLUTION:** A county, city, district, or other local public body must provide the State with a copy of a resolution, order, motion, or ordinance of the local governing body which by law has authority to enter into an agreement, authorizing execution of the agreement.

7. **AIR OR WATER POLLUTION VIOLATION:** Under the State laws, the Contractor shall not be: (1) in violation of any order or resolution not subject to review promulgated by the State Air Resources Board or an air pollution control district; (2) subject to cease and desist order not subject to review issued pursuant to Section 13301 of the Water Code for violation of waste discharge requirements or discharge prohibitions; or (3) finally determined to be in violation of provisions of federal law relating to air or water pollution.

8. **PAYEE DATA RECORD FORM STD. 204:** This form must be completed by all contractors that are not another state agency or other governmental entity.

FEDERAL CERTIFICATIONS**CERTIFICATIONS REGARDING LOBBYING; DEBARMENT, SUSPENSION AND OTHER RESPONSIBILITY MATTERS; AND DRUG-FREE WORKPLACE REQUIREMENTS**

Applicants should refer to the regulations cited below to determine the certification to which they are required to attest. Applicants should also review the instructions for certification included in the regulations before completing this form. Signature on this form provides for compliance with certification requirements under 45 CFR Part 93, "New restrictions on Lobbying," and 45 CFR Part 76, "Government-wide Debarment and Suspension (Non procurement) and Government-wide requirements for Drug-Free Workplace (Grants)." The certifications shall be treated as a transaction, grant, or cooperative agreement.

1. LOBBYING

As required by Section 1352, Title 31 of the U.S. Code, and implemented at 45 CFR Part 93, for persons entering into a grant or cooperative agreement over \$100,000 as defined at 45 CFR Part 93, Sections 93.105 and 93.110, the applicant certifies that:

(a) No federal appropriated funds have been paid or will be paid, by or on behalf of the undersigned, to any person for influencing or attempting to influence an officer or employee of any agency, a member of Congress in connection with the making of any federal grant, the entering into of any cooperative agreement, and the extension, continuation, renewal, amendment, or modification of any federal grant or cooperative agreement:

(b) If any funds other than federal appropriated funds have been or will be paid to any person for influencing or attempting to influence an employee of Congress, or any employee of a Member of Congress in connection with this Federal grant or cooperative agreement, the undersigned shall complete and submit Standard Form -LLL, "Disclosure Form to Report Lobbying," in accordance with this instruction;

(c) The undersigned shall require that the language of this certification be included in the award documents for all subawards at all tiers (including subgrants, contracts under grants and cooperative agreements, and subcontracts) and that all subrecipients shall certify and disclose accordingly.

2. DEBARMENT, SUSPENSION, AND OTHER RESPONSIBILITY MATTERS

As required by executive Order 12549, Debarment and Suspension, and other responsibilities implemented at 45 CFR Part 76, for prospective participants in primary or a lower tier covered transactions, as defined at 45 CFR Part 76, Sections 76.105 and 76.110.

A. The applicant certifies that it and its principals:

(a) Are not presently debarred, suspended proposed for debarment, declared ineligible, or voluntarily excluded from covered transactions by any federal department or agency;

(b) Have not within a three-year period preceding this application been convicted of or had a civil judgment rendered against them for commission of fraud or a criminal offense in connection with obtaining, attempting to obtain, or performing a public (federal, state, or local) transaction or contract under a public transaction violation of federal or State antitrust statutes or commission of embezzlement, theft, forgery, bribery, falsification or destruction of records, making false statements, or receiving stolen property;

(c) Are not presently indicted for or otherwise criminally or civilly charged by a governmental entity (federal, state, or local) with commission of any of the offenses enumerated in paragraph (1) (b) of this certification; and

(d) Have not within a three-year period preceding this application had one or more public transactions (federal, state, or local) terminated for cause or default; and

B. Where the applicant is unable to certify to any of the statements in this certification, he or she shall attach an explanation to this application.

3. DRUG-FREE WORKPLACE (GRANTEES OTHER THAN INDIVIDUALS)

As required by the Drug-Free Workplace Act of 1988, and implemented at 45 CFR Part 76, Subpart F, for grantees, as defined at 45 CFR Part 76, Sections 76.605 and 76.610-

A. The applicant certifies that it will or will continue to provide a drug-free workplace by:

(a) Publishing a statement notifying employees that the unlawful manufacture, distribution, dispensing, possession, or use of a controlled substance is prohibited in the grantee's workplace and specifying the actions that will be taken against employees for violation of such prohibition.

(b) Establishing an on-going drug-free awareness program to inform employees about-

(1) The danger of drug abuse in the workplace;

(2) The grantee's policy of maintaining a drug-free workplace;

(3) Any available drug counseling, rehabilitation, and employee assistance programs; and

(4) The penalties that may be imposed upon employees for drug abuse violations occurring in the workplace;

(c) Making it a requirement that each employee to be engaged in performance of the grant be given a copy of the statement required by paragraph (a);

(d) Notifying the employee in the statement required by paragraph (a) that, as a condition of employment under the grant, the employee will -

(1) Abide by the terms of the statement; and

(2) Notify the employer in writing of his or her conviction for a violation;

(e) Notifying the agency, in writing, within 10 calendar days after receiving notice under subparagraph (d) (2) from an employee or otherwise receiving actual notice of such conviction. Employers of convicted employees must provide notice, including position title,

Check [] if there are workplaces on file that are not identified here.

to: Director, Grants, and Contracts Service, U.S. Department of Education, 400 Maryland Avenue, S.W., (Room 3124, GSA Regional Office Building No. 3), Washington, DC 20202-4571.

**DRUG-FREE WORKPLACE
(GRANTEES WHO ARE INDIVIDUALS)**

As required by the Drug-Free Workplace Act of 1988, and implemented at 45 CFR Part 76, Subpart F, for grantees, as defined at 45 CFR Part 76, Sections 76.605 and 76.610-

a. As a condition of the grant, I certify that I will not engage in the unlawful manufacture, distribution, dispensing, possession, or use of a controlled substance in conducting any activity with the grant, and

b. If convicted of a criminal drug offense resulting from a violation occurring during the conduct of any grant activity, I will report the conviction, in writing, within 10 calendar days of the conviction, to: Director, Grants and contracts Service, U.S. department of Education, 400 Maryland Avenue, S.W. (Room 3124, GSA Regional Office Building No. 3) Washington, DC 20202-4571. Notice shall include the identification numbers(s) of each affected grant.

ENVIRONMENTAL TOBACCO SMOKE ACT

As required by the Pro-Children Act of 1994, (also known as Environmental Tobacco Smoke), and implemented at Public Law 103-277, Part C requires that:

The applicant certifies that smoking is not permitted in any portion of any indoor facility owned or leased or contracted and used routinely or regularly for the provision of health care services, day care, and education to children under the age of 18. Failure to comply with the provisions of this law may result in the imposition of a civil monetary penalty of up to \$1,000 per day. (The law does not apply to children's services provided in private residence, facilities funded solely by Medicare or Medicaid funds, and portions of facilities used for in-patient drug and alcohol treatment.)

Notice shall include the identification number(s) of each affected grant;

(f) Taking one of the following actions, within 30 calendar days of receiving notice under subparagraph (d) (2), with respect to any employee who is so convicted:

(1) Taking appropriate personnel action against such an employee, up to and including termination, consistent with the requirements of the Rehabilitation Act of 1973, as amended; or

(2) Requiring such employee to participate satisfactorily in a drug abuse assistance or rehabilitation program approved for such purposes by a federal, state, or local health, law enforcement, or other appropriate agency:

(g) Making a good faith effort to continue to maintain a drug-free workplace through implementation of paragraphs (a), (b), (c), (d), (e), and (f).

B. The grantee shall insert in the space provided below the site(s) for the performance of work done in connection with the specific grant:

Place of Performance (Street address, city, county, state, zip code)

8000 Aztec Way, Antelope, CA 95843
3701 Little Rock Drive, Antelope, CA 95843

As the duly authorized representative of the applicant, I hereby certify that the applicant will comply with the above certifications.

NAME OF APPLICANT (CONTRACTOR) <u>Center Point Unified School District</u>	CONTRACT # <u>CCTR-5183</u>
PRINTED NAME AND TITLE OF AUTHORIZED REPRESENTATIVE <u>Scott Loehr, Superintendent</u>	
SIGNATURE	DATE <u>June 10, 2015</u>

DIRECTIONS FOR CHILD CARE AND DEVELOPMENT CONTRACTS

This attachment contains:

- Directions for child care and development contracts (pages 1-2)
 - Supporting Documentation for child care and development contracts (page 3)
 - Sample resolution (page 4)
 - Whom to contact with questions (page 5)
 - Contract Documentation Checklist (page 6)
 - Contractor Certification Clauses (CCC-307)
 - Federal Certifications (CO.8)
1. Review the General Terms and Conditions (GTC 610). For Interagency Agreements, review the General Interagency Agreement (GIA 610).
<http://www.cde.ca.gov/fq/aa/cd/ftc2015.asp>
 2. Print this document beginning with page 6 (Checklist); **single-sided only**. Do not alter documents in any way.
 3. Print **2 (two)** copies of the contract and encumbrance page. You will only have an encumbrance page if there are multiple funding sources. If only one contract is submitted, you will receive a copy of the executed contract instead of an original.
 4. Ensure the contract text is legible. If the contract language is cut off after printing, follow these directions to fix the problem:
<http://helpx.adobe.com/acrobat/kb/scale-or-resize-printed-pages.html>
 5. Have **both** copies of the contract and all required documents filled out completely and signed by the authorized official. (see page 3, Supporting Documentation)
 - Sign documents in **blue ink** only;
 - Contracts signed in black ink, stamped signatures, or copies will NOT be accepted.
 - Print name, title, and address where requested.
 6. **Public agencies only** - Attach a copy of a resolution by the local governing body authorizing the execution of **each** contract. (for a sample see page 4, Resolution)
 - **Contracts will not be executed prior to board approval.**

7. Mail **both** signed contracts and all completed forms *as soon as possible* to:

**Contracts, Purchasing, and Conference Services
California Department of Education
1430 N Street, Suite 1802
Sacramento, CA 95814-5901**

The Funding Terms and Conditions (FT&Cs) and the Program Requirements, which specify the contractual responsibilities of the State and the contractor, will be posted online. <http://www.cde.ca.gov/fq/aa/cd/ftc2015.asp>

The following issues will delay contract execution as well as payment:

- Documents are unsigned, incomplete, or not returned.
- The contract is not signed in ***blue ink***.
- The printer cut off the contract language.
- The contract was printed double-sided.
- The individual signing the contracts does not have signature authority.
- A resolution, motion, or ordinance was not submitted.

**SUPPORTING DOCUMENTATION
FOR
CHILD CARE AND DEVELOPMENT CONTRACTS**

PUBLIC AGENCIES

For public agencies, generally the Superintendent is authorized to sign contracts. *If an individual other than the Superintendent signs the contract, provide one of the following indicating the signee has the authority to enter into and sign contractual agreements with the CDE:*

- Board resolution; or
- Board minutes; or
- Board policy

In addition, according to the *State Contracting Manual, Volume 1*, when one of the contracting parties is a county, city, district, or other local public body, the contract shall be accompanied by one of the following documents from the local governing body authorizing execution of the agreement:

- Resolution;
- Order;
- Motion;
- Ordinance; or
- Other similar document

Please submit one resolution per contract.

Because County Superintendents have the authority to enter into contracts without board approval, these documents are not required for County Offices of Education/County Superintendents of Schools.

PRIVATE AGENCIES

Generally, the Executive Director, Owner, President, etc. are the authorized signers. *If an individual with a different title than above signs the contract, provide one of the following indicating the signee has the authority to enter into and sign contractual agreements with the CDE:*

- Letter on company letterhead;
- Board Resolution; or
- Board Minutes

WHOM TO CONTACT WITH QUESTIONS

Contact the **Child Care and Development Contracts Office** with questions regarding:

Contract Content
Contract Status
Missing Contracts
Signed Contracts

Contract Analyst directory: <http://www.cde.ca.gov/fq/aa/cd/ftc2015.asp>
E-mail: childdevelopmentcontracts@cde.ca.gov

Contact **Early Education and Support Division** with questions regarding:

Appeals
Compliance Reviews
Contract Applications
Program Assistance
Statistical Reports

Consultant directory: <http://www.cde.ca.gov/sp/cd/ci/assignments.asp>
Main phone number: (916) 322-6233

Contact **Child Development Fiscal Services** with questions regarding:

Attendance and Fiscal Reports
Contract Billings
Contract Terms: MRA, MDO, CDE, Rates
Delinquent Accounts Receivable
Missing Checks
Payment Authorization
Reimbursement Calculations
Reserve Account Status
Technical Assistance

Fiscal analyst directory: <http://www.cde.ca.gov/fq/aa/cd/faad.asp>

Contact **Audits and Investigations Division** with questions regarding:

Audit Requirements
Audit Reviews
Delinquent Audits

Main phone number: (916) 322-2288

CONTRACT DOCUMENTATION CHECKLIST

Please note that every form in your package is required.

Contractor name Center Joint Unified School Dist. Contract # CCTR-5183

Place a check mark next to each item you are returning.

- ☐ Checklist
- ☐ Two (2) signed (in **blue ink**) child care contracts with original signatures
 - Did you include your printed name, title, and address?
 - Is the contract language visible?
- ☐ Encumbrance page (if applicable)
 - This page is provided for funding information only and should remain unsigned by the agency.
- ☐ Contractor Certification Clauses (CCC-307)
 - Did you fill in ALL spaces?
- ☐ Federal Certification CO.8
 - Did you fill in the place of performance? You may also attach a separate list.
- ☐ Board resolution or minutes authorizing execution of contract (if applicable)
- ☐ Board resolution or minutes, authorizing delegation of authority (if applicable)

Mail **both** signed contracts and all completed forms *as soon as possible* to:

Contracts, Purchasing, and Conference Services
California Department of Education
1430 N Street, Suite 1802
Sacramento, CA 95814-5901

Center Joint Unified School District

AGENDA REQUEST FOR:

Dept./Site: Facilities & Operations Department

To: Board of Trustees

Action Item X

Date: June 10, 2015

Information Item

From: Craig Deason, Assist. Supt.

Attached Pages 8

Assist. Supt. Initials: CD

SUBJECT: Agreement for Participation in the
Center Joint Unified School District School-Age Child Care

The District is requesting approval for a one year contract with Child Development Centers to provide day care for students at Arthur S. Dudley, Cyril Spinelli, and North Country Elementary Schools. The agreement is for July 1, 2015, through June 30, 2016.

RECOMMENDATION: That the Board of Trustees approves the one year agreement between Child Development Centers and Center Joint Unified School District for day care services.

CONSENT AGENDA

**AGREEMENT FOR PARTICIPATION IN THE
CENTER UNIFIED SCHOOL DISTRICT
SCHOOL-AGE CHILD CARE**

This agreement is entered into this first day of July, 2015, by and between the Center Unified School District (hereinafter referred to as the "District") and Child Development Centers, a California nonprofit corporation, (hereinafter referred to as the "Child Care Provider").

RECITALS

1.1 District is a local education agency contracting with the state under agreements as described in General Child Care Funding Terms and Conditions.

1.2 Child Care Provider is a private agency, staffed, prepared, and capable of providing child care services as defined in Section 3 of this agreement.

1.3 District wishes to delegate operating responsibility to Child Care Provider for child care services authorized by contracts with the California Department of Education (hereinafter "State"), as the most cost-efficient means of providing these services at any of the following locations:

Bannon Creek School Age CDC
2775 Millcreek Drive
Sacramento, CA 95833

Arthur Dudley School Age CDC
8000 Aztec Way
Antelope, CA 95843

North Country School Age CDC
3901 Little Rock Drive
Antelope, CA 95843

Cyril Spinelli Elementary School
3401 Scotland Drive
Antelope, CA 95843

TERM

2.1 This Agreement shall commence not earlier than July 1, 2015, and shall terminate, unless terminated earlier pursuant to the terms of this agreement, no later than June 30, 2016.

SERVICES TO BE PROVIDED BY CHILD CARE PROVIDER

3.1 Child Care Provider agrees to provide child care services as defined and outlined in the approved application, budget, and contracts between District and State. Services to be provided by Child Care Provider include, but are not limited to, academic support activities, creative arts activities, recreational activities, and daily interaction with parents as set forth in the District's application.

REPORTS AND RECORDS

5.1 Child Care Provider shall maintain and provide to District records for program review, evaluations, audit, and/or other purposes. Records maintained & provided pursuant to this section shall be made available to the agents of State upon request of District or State. Such records shall be maintained for a minimum of five (5) years.

5.2 Child Care Provider agrees to submit to the District such reports as required by State directives or by the District.

5.3 Child Care Provider shall report all expenditures in accordance with California School Accounting Manual Procedures.

5.4 Child Care provider shall provide an annual line-item budget by expenditure category for approval by State and District. All revenues and expenses shall be identified in separate accounts.

5.5 Child Care Provider will close its accounting and attendance records on the last day of each month for preparation of the required monthly statement. Monthly reports of enrollment, attendance, and expenditures shall be submitted to the District no later than the 16th day of each month.

5.6 Child Care Provider records shall be subject to the same audit and/or audit review requirements as imposed on District through its contracts with State. In any event, Child Care Provider shall provide to District an annual audit in accordance with State audit guidelines.

5.7 Child Care Provider shall be liable for any audit exception caused by or as a result of Child Care Provider's lack of performance as required by this Agreement.

5.8 Child Care Provider, in its discretion, may purchase necessary equipment or supplies to the extent such purchase may be reimbursed from State funds. Any unit of equipment purchased pursuant to this Agreement costing over \$7,500, and/or having a useful life expectancy of two years or more, shall have prior written authorization from District and State. Title to any equipment or supplies so purchased shall vest in Child Care Provider for the term of this Agreement. Insurance on all property purchased pursuant hereto shall be provided by Child Care Provider. Upon termination of this Agreement, title to all equipment and remaining supplies purchased pursuant hereto shall revert to District.

DISTRICT RESPONSIBILITIES

6.1 District shall monitor, evaluate, and provide technical assistance to Child Care Provider regarding the conduct of activities delegated or required under this Agreement.

6.2 District shall compensate Child Care Provider monthly, based upon units of enrollment and attendance. Such compensation by the District to Child Care Provider shall be made only upon receipt of records certifying units of enrollment and attendance.

6.3 District agrees to reimburse Child Care Provider for authorized expenditures subject to receipt of funds from State.

TERMINATION

9.1 District may terminate this Agreement and be relieved of the payment of any consideration to the Child Care Provider upon failure by Child Care Provider to perform any of the terms of this Agreement including, but not limited to:

a. Failure, for any reason, of Child Care Provider to fulfill in a timely and proper manner its obligations under this contract, including compliance with the approved program and attached conditions, and such statutes, executive orders, and State directives as may become generally applicable at any time;

b. Submission by Child Care Provider to District of reports, accountings, records, or audits which are incorrect or incomplete in any material respect;

c. Ineffective or improper use of funds provided under this contract.

9.2 In the event that this Agreement is terminated in whole or in part by District for any reason pursuant to section 9.1, 30 days written notice shall be provided to Child Care Provider.

9.3 Notwithstanding any other provision of this Agreement, District shall be authorized to terminate this Agreement without prior notice, written or oral, should the California Department of Education terminate its contract with the District or District, in its discretion, determines that an emergency condition exists.

9.4 Child Care Provider may terminate this Agreement by giving 90 days prior written notice to District, signifying the effective date thereof.

9.5 In the event that District is required to assign or transfer this contract pursuant to any section of this Agreement, District may require Child Care provider to insure that adequate arrangements have been made for the transfer of the delegated activities to another contractor or to District.

9.6 In the event of any termination, all property and finished or unfinished documents, data, studies, and reports purchased or prepared by Child Care Provider under this contract shall be disposed of according to District and State directives.

9.7 In the event of termination pursuant to the terms of this Agreement, Child Care Provider shall be entitled to compensation for any unreimbursed expenses reasonably and necessarily incurred in satisfactory performance of this Agreement.

9.8 Notwithstanding section 9.7 above, Child Care Provider shall not be relieved of liability to the District for damages sustained by District by virtue of any breach of the contract by Child Care Provider, and District may withhold any such reimbursement to Child Care Provider for the purpose of offset until such time as the exact amount of damages due to District from Child Care Provider is agreed upon or otherwise determined.

9.9 Upon termination of this Agreement for any reason, consideration paid to Child Care Provider, as provided in this Agreement, shall be full compensation for all of Child Care Provider's expenses incurred in the performance of this agreement.

11.5 No alteration or variation of the terms of this Agreement shall be valid unless made in writing and signed by Child Care Provider and District excepting a change in reimbursement rate due to a COLA. No oral understanding or agreement not incorporated into this Agreement shall be binding on either party. Amendments to this Agreement may be subject to the approval of the State Department of Education.

11.6 In the event that a dispute arises over the terms, language, or interpretation of this Agreement, and such dispute is submitted to a court of competent jurisdiction, the prevailing party shall be entitled to recover reasonable attorneys' fees in addition to any other relief awarded by the court.

11.7 The rights and remedies granted in this Agreement in the event of default are cumulative and the exercise of those rights and remedies shall be without prejudice to the enforcement of any other violation or breach of this Agreement, and forbearance to enforce one or more of the provisions of this agreement should not be construed to be a waiver of that default or breach.

11.8 If any part of this Agreement is declared invalid for any reason, such declaration shall not affect the validity of the remainder of this Agreement. All other parts of the Agreement shall remain in effect as if the Agreement had been executed without the invalid part. Both parties hereby declare that they intend and desire that the remaining parts of the Agreement continue to be effective without any part or parts that have been declared invalid.

11.9 The captions of the sections of this Agreement are for reference only and are not to be construed in any way as a part of this Agreement.

11.10 This Agreement is not assignable by Child Care Provider, either in whole or in part, without prior written consent of the District and the State.

11.11 This Agreement is the complete and exclusive statement of the mutual understanding of the parties and that the subcontract supersedes and cancels all previous written and oral agreements and communications relating to the subject matter of the subcontract.

11.12 Time is the essence of this Agreement.

IN WITNESS WHEREOF, the parties hereto have executed this Agreement the day and year first written above.

DISTRICT:

By: _____

Title: _____

CHILD CARE PROVIDER:

By: _____

Title: Chief Business Growth & Dev. Officer

—

—

Center Joint Unified School District

AGENDA REQUEST FOR:

Dept./Site: Facilities & Operations Department

To: Board of Trustees

Action Item X

Date: June 10, 2015

Information Item

From: Craig Deason, Assist. Supt.

Attached Pages 3

Assist. Supt. Initials: CD

SUBJECT: Agreement for Maintenance/License Agreement with
Discovery Education, Inc. for All Sites (excluding charters)

The District is requesting approval for a one year agreement with Discovery Education, Inc., for streaming license. The agreement is for September 1, 2015, through August 31, 2016.

RECOMMENDATION: That the Board of Trustees approves the one year agreement with Discovery Education, Inc.

CONSENT AGENDA



**Subscriber Agreement ("Agreement")
made 05/27/2015 between Discovery Education, Inc. ("Discovery") and
CENTER UNIFIED SCHOOL DISTRICT, CA ("Subscriber")**

1. Subject to the terms and conditions of this agreement, Discovery grants to Subscriber, and the educators, administrators, and students (collectively, "Users") enrolled in the school(s) listed in Exhibit A hereto (the "Community") a limited, non-exclusive, terminable, non-transferable license to access Discovery Education Streaming via the website currently at <http://streaming.discoveryeducation.com>, or by any other means on which the parties may agree, and to use Discovery Education Streaming as set forth in the Terms of Use located at http://www.discoveryeducation.com/aboutus/terms_of_use.cfm, as Discovery may revise such Terms of Use from time to time (the Discovery Education Subscription Services "Terms of Use").
2. The "Term" shall be 09/01/2015 through and including 08/31/2016.
3. The pricing for this license (the "Fees") shall be as follows:

Discovery Education Streaming

Quantity	Description	Price/Year	Discounted Price/Year	Total
1	Discovery Education Streaming HS License	\$2,150.00	\$1,465.00	\$1,465.00
1	Discovery Education Streaming HS License – LE*	\$1,000.00	\$950.00	\$950.00
5	Discovery Education Streaming K-8 License	\$1,600.00	\$1,465.00	\$7,325.00
Total				\$9,740.00

Discovery Education Streaming PLUS

Quantity	Description	Price/Year	Discounted Price/Year	Total
	Discovery Education Streaming Plus HS License	\$3,150.00	n/a	
	Discovery Education Streaming Plus K-8 License	\$2,600.00	n/a	
Total				

*LE means enrollment of less than 200 students

4. The Fees are non-cancellable and are due and payable to Discovery within 30 days of receipt of invoice.
5. Subscriber may add schools in the district to this Agreement by written notice to Discovery, setting forth the name and address of the applicable school, the grade level of such schools, the number of students enrolled in each school, and the commencement date of the term for such schools (each, a "School Notice," and which may be submitted in the form of a purchase order). Upon receipt of a School Notice, the schools referenced therein shall be added to this Agreement and their Licenses shall become effective. Fees for additional schools will be prorated, based upon the number months in the term of the License for such additional school. The Fees for the additional schools shall be due and payable no later than thirty (30) days after the commencement date.
6. All other terms and conditions governing this license shall be as set forth in the Terms of Use, and this Agreement, together with the Terms of Use constitute the complete and exclusive terms of the agreement between the parties regarding the subject matter and supersedes all other prior and contemporaneous agreements, negotiations, communications or understandings, oral or written, with respect to the subject matter hereof. There shall be no modifications to this Agreement unless they are in writing, and duly signed by both parties. In no event shall the terms and conditions of a purchase order or any other purchase agreement amend or modify the terms and conditions of this Agreement or the Terms of Use. In the event of a direct conflict between the terms of this Agreement and the terms of the applicable then-current Terms of Use, the terms of this Agreement shall control.



7. While Subscriber acknowledges that no student personal information is required for the use of any of the basic Discovery Education services, in the event Subscriber or its Users elect to use any of the functionality within the Discovery Education services which provide personalized pages, individual accounts, other user-specific customization, or otherwise submit or upload information, Subscriber represents and warrants that Subscriber has all necessary authorization to provide to Discovery any information it provides through Discovery services in order to use such functions. Consent is required for the collection, use and disclosure of personal information obtained from children through certain online services, and to the extent required, Subscriber consents to Discovery's use of such information in the course of providing the Discovery Education services. Discovery agrees to use any student personal information and data provided to it by Subscriber in compliance with (i) the Children's Online Privacy Protection Act of 1988 ("COPPA"), the Family Educational Rights and Privacy Act of 1974 ("FERPA"), Children's Internet Protection Act ("CIPA") and any other laws, regulations and statutes, all solely to the extent applicable, and (ii) Discovery's standard terms of use and privacy policy.
8. Discovery understands that government entities, such as Subscriber, may be required to disclose information pursuant to applicable open records acts. Prior to any such disclosure, Subscriber shall make any claim of privilege that may be applicable to prevent such disclosure and will make reasonable efforts to give Discovery reasonable prior notice and a reasonable opportunity to resist such disclosure. In all other respects, all provisions of this Agreement ("Confidential Information") shall be kept strictly confidential by Subscriber and may not be disclosed without prior written consent, except for any disclosure required by any order of a court or governmental authority with jurisdiction over Subscriber.
9. Subscriber certifies that Subscriber is exempt from all federal, state, and local taxes and will furnish Discovery with copies of all relevant certificates demonstrating such tax-exempt status upon request. In the event Subscriber is not exempt from certain of such taxes, Subscriber agrees to remit payment for such taxes to Discovery.
10. This Agreement contains the entire understanding and supersedes all prior understandings between the parties relating to the subject matter herein. The terms and conditions set forth herein shall not be binding on Discovery, or any of its affiliates, until fully executed by an authorized signatory for both Subscriber and Discovery (or its applicable affiliate). Signatures may be exchanged in counterparts. Signatures transmitted electronically by fax or PDF shall be binding and effective as original ink signatures.

CENTER UNIFIED SCHOOL DISTRICT

DISCOVERY EDUCATION, INC.

By: _____
(Signature Required)

By: _____

Title: _____

Title: _____

Printed Name: _____

Printed Name: _____

Date: _____

Date: _____

RETURN THE ATTACHED EXHIBIT A WITH THIS SIGNED AGREEMENT

Billing Entity: _____

Billing Entity Address: _____

Billing Entity Phone Number: _____

Ref. No. O6UJ9C0022NT



EXHIBIT A
LICENSED SCHOOLS

DISCOVERY EDUCATION SCHOOL INFORMATION REQUIRED				
SCHOOL NAME	ADDRESS	GRADE LEVELS	NO. OF STUDENTS	PLUS
ARTHUR S DUDLEY ELEM SCHOOL	8000 AZTEC WAY, ANTELOPE, CA 95843	K - 05	698	
CENTER HIGH SCHOOL	3111 CENTER COURT LN, ANTELOPE, CA 95843	09 - 12	1,638	
CYRIL SPINELLI ELEM SCHOOL	3401 SCOTLAND DR, ANTELOPE, CA 95843	K - 05	345	
MCCLELLAN HIGH SCHOOL	8725 WATT AVE, ANTELOPE, CA 95843	08 - 12	160	
NORTH COUNTRY ELEM SCHOOL	3901 LITTLE ROCK DR, ANTELOPE, CA 95843	K - 05	523	
OAK HILL ELEMENTARY SCHOOL	3909 N LOOP BLVD, ANTELOPE, CA 95843	K - 05	778	
WILSON C RILES MIDDLE SCHOOL	4747 PFE RD, ROSEVILLE, CA 95747	06 - 08	1,321	

Please add additional pages as necessary

RETURN THE ATTACHED EXHIBIT A WITH THIS SIGNED AGREEMENT

THE TERMS AND CONDITIONS SET FORTH HEREIN SHALL NOT BE BINDING ON DISCOVERY EDUCATION, INC., OR ANY OF ITS AFFILIATES, UNTIL FULLY EXECUTED BY AN AUTHORIZED SIGNATORY FOR BOTH SUBSCRIBER AND DISCOVERY EDUCATION, INC. (OR ITS APPLICABLE AFFILIATE)

Center Joint Unified School District

AGENDA REQUEST FOR:

Dept./Site: Facilities & Operations Department

To: Board of Trustees

Action Item _____

Date: June 10, 2015

Information Item X

From: Craig Deason, Assist. Supt.

Attached Pages 5

Assist. Supt. Initials: CD

SUBJECT: Deferred Maintenance Program

Attached is our Deferred Maintenance Five Year Plan that shows what we plan to repair or rebuild with Deferred Maintenance Funds over the next four years. The report also shows what we have accomplished in the 2014-2015 year.

CONSENT AGENDA

DEFERRED MAINTENANCE FIVE YEAR PLAN - JUNE 2015

		CURRENT FISCAL YEAR	2ND FISCAL YEAR	3RD FISCAL YEAR	4TH FISCAL YEAR	5TH FISCAL YEAR
BUDGET 2015		\$100,372.00	\$200,000.00			
PROJECT CATEGORY	# OF PROJECTS	EXPENDED	BUDGETED			
Asbestos						
Classroom Lighting			8,800.00	10,000.00	10,000.00	10,000.00
Electrical				5,000.00	5,000.00	5,000.00
Floor Covering	7	-\$44,016.69	29,480.00	45,000.00	45,000.00	45,000.00
HVAC	9	-\$44,791.83	29,040.00	40,000.00	40,000.00	40,000.00
Lead						
Painting	1	-\$699.55	17,600.00	10,000.00	10,000.00	10,000.00
Paving	1	-\$1,980.00	22,000.00	30,000.00	30,000.00	30,000.00
Plumbing	5	-\$5,276.34	4,400.00	10,000.00	10,000.00	10,000.00
Roofing	4	-\$44,583.85	42,680.00	40,000.00	40,000.00	40,000.00
Underground Tanks						
Wall Systems	6	-\$10,702.85	22,000.00	10,000.00	10,000.00	10,000.00
TOTAL BUDGETED			\$ 176,000.00	\$ 200,000.00	\$ 200,000.00	\$ 200,000.00
TOTAL EXPENDED		-\$152,051.11				
BALANCE - BUDGET		-\$51,679.11				
CARRY-OVER		\$90,000.00				
BALANCE		\$38,320.89				
SCHEDULED FLOORING		-\$14,334.00				
ADDITIONAL ENCUMBERED		-\$2,253.20				
HVAC NOT ASSIGNED SITE		-\$4,673.60				
CURRENT BALANCE		\$17,060.09				

2014 - 2015 Deferred Maintenance Improvement Projects

School	CategoryName	ProjectName	ProjectDescription	Sum Of Invoice Amount
All Sites				
	Wall Systems			
	Replacement Tables & Ben	Spinelli, North Country, & CHS		\$4,350.20
	Siding	Multiple Sites		\$2,715.19
	Summary for 'CategoryName' = Wall Systems (2 detail records)			
	Sum			\$7,065.39
Summary for 'School' = All Sites (2 detail records)				
	Sum			\$7,065.39
Center High School				
	Floor Covering			
	Carpet Tile	Hum 101, 103, 104, & 106		\$14,874.00
	Re-glue Carpet	Library		\$471.00
	Repair Sheet Vinyl	Kitchen Drain		\$300.00
	Rubber Floor Tiles	Weight Room		\$3,232.30
	Rubber Floor Tiles	Weight Room		\$119.39
	Rubber Floor Tiles	Weight Room		\$11,650.00
	Summary for 'CategoryName' = Floor Covering (6 detail records)			
	Sum			\$30,646.69
	HVAC			
	HVAC - Compressor	Gym Unit 1 (Far East Unit)		\$2,499.82
	HVAC - Duct Work	Gym Unit 3 & 4 (right AC's)		\$11,313.89
	HVAC Replacement	Auto Shop		\$3,784.14
	HVAC Replacement	Cafeteria/Kitchen		\$7,820.00
	HVAC Replacement	Cafeteria/Kitchen		\$172.99
	HVAC Replacement	Cafeteria/Kitchen		\$650.87
	Summary for 'CategoryName' = HVAC (6 detail records)			
	Sum			\$26,241.71
	Painting			
	Paint	Weight Room		\$699.55
	Summary for 'CategoryName' = Painting (1 detail record)			
	Sum			\$699.55
	Plumbing			
	Waterless Urinals	Hum Building		\$1,981.80
	Summary for 'CategoryName' = Plumbing (1 detail record)			
	Sum			\$1,981.80
	Roofing			

School	CategoryName	ProjectName	ProjectDescription	Sum Of Invoice Amount
	Roof Replacement	MP South Well		\$980.00
	Roof Replacement	MP South Well		\$4,750.00
	Summary for 'CategoryName' = Roofing (2 detail records)			
	Sum			\$5,730.00
Summary for 'School' = Center High School (16 detail records)				
	Sum			\$65,299.75
Dudley Elementary School				
	HVAC			
	HVAC Replacement	Room C7		\$65.95
	HVAC Replacement	Room C7		\$3,143.53
	Summary for 'CategoryName' = HVAC (2 detail records)			
	Sum			\$3,209.48
	Plumbing			
	Waterless Urinals	Upper Boys' Restroom		\$1,296.00
	Summary for 'CategoryName' = Plumbing (1 detail record)			
	Sum			\$1,296.00
Summary for 'School' = Dudley Elementary School (3 detail records)				
	Sum			\$4,505.48
McClellan High School				
	Floor Covering			
	Re-stretch Carpet	Room 1		\$380.00
	Summary for 'CategoryName' = Floor Covering (1 detail record)			
	Sum			\$380.00
Summary for 'School' = McClellan High School (1 detail record)				
	Sum			\$380.00
North Country Elementary School				
	HVAC			
	HVAC - Heat Pump Replace	CDC 3		\$3,094.32
	Summary for 'CategoryName' = HVAC (1 detail record)			
	Sum			\$3,094.32
	Plumbing			
	Waterless Urinals	Admin Bldg Entry Hallway		\$799.41
	Summary for 'CategoryName' = Plumbing (1 detail record)			
	Sum			\$799.41
	Roofing			
	Roof Repairs	MP Room Stage Roof		\$7,833.00
	Summary for 'CategoryName' = Roofing (1 detail record)			
	Sum			\$7,833.00
	Wall Systems			

School	CategoryName	ProjectName	ProjectDescription	Sum Of Invoice Amount
	Alarm System			\$136.32
	Door Closers	Willow 3		\$655.63
	Summary for 'CategoryName' = Wall Systems (2 detail records)			
	Sum			\$791.95
Summary for 'School' = North Country Elementary School (5 detail records)				
	Sum			\$12,518.68
Oak Hill Elementary School				
	Floor Covering			
	Carpet Tile	Rooms 2, 3, & 4		\$11,850.00
	Summary for 'CategoryName' = Floor Covering (1 detail record)			
	Sum			\$11,850.00
	HVAC			
	HVAC Replacement	Shasta Square		\$3,072.60
	HVAC Replacement	Shasta Square		\$129.16
	Summary for 'CategoryName' = HVAC (2 detail records)			
	Sum			\$3,201.76
	Paving			
	Asphalt Patch	North Side - Utility Repair		\$1,980.00
	Summary for 'CategoryName' = Paving (1 detail record)			
	Sum			\$1,980.00
	Wall Systems			
	Water Damage	Emerald Bay Building		\$812.00
	Summary for 'CategoryName' = Wall Systems (1 detail record)			
	Sum			\$812.00
Summary for 'School' = Oak Hill Elementary School (5 detail records)				
	Sum			\$17,843.76
Old Junior High School				
	Floor Covering			
	Re-glue Rubber Floor	Multipurpose Room		\$1,140.00
	Summary for 'CategoryName' = Floor Covering (1 detail record)			
	Sum			\$1,140.00
	Roofing			
	Dens Deck Roof	Rooms 19 & 24		\$873.17
	Dens Deck Roof	Rooms 19 & 24		\$14,888.00
	Dens Deck Roof	Rooms 19 & 24		\$165.00
	Dens Deck Roof	Portables 22 & 23		\$14,888.00
	Dens Deck Roof	Portables 22 & 23		\$206.68
	Summary for 'CategoryName' = Roofing (5 detail records)			
	Sum			\$31,020.85

School	CategoryName	ProjectName	ProjectDescription	Sum Of Invoice Amount
	Wall Systems			
	Polystyrene Core Door	MP Room - 2 Doors		\$2,033.51
	Summary for 'CategoryName' = Wall Systems (1 detail record)			
	Sum			\$2,033.51
Summary for 'School' = Old Junior High School (7 detail records)				
	Sum			\$34,194.36
Spinelli Elementary School				
	Plumbing			
	Waterless Urinal	Room 18		\$399.72
	Waterless Urinals	NW of Library		\$799.41
	Summary for 'CategoryName' = Plumbing (2 detail records)			
	Sum			\$1,199.13
Summary for 'School' = Spinelli Elementary School (2 detail records)				
	Sum			\$1,199.13
Wilson Riles Middle School				
	HVAC			
	HVAC - Evaporator Coil	Room 446		\$155.00
	HVAC - Evaporator Coil	Room 446		\$4,444.78
	HVAC - Evaporator Coil	Reception Area - 102-A3		\$4,444.78
	Summary for 'CategoryName' = HVAC (3 detail records)			
	Sum			\$9,044.56
Summary for 'School' = Wilson Riles Middle School (3 detail records)				
	Sum			\$9,044.56
Grand Total				\$152,051.11

Center Joint Unified School District

AGENDA REQUEST FOR:

Dept./Site: Facilities & Operations Department

To: Board of Trustees

Action Item X

Date: June 10, 2015

Information Item

From: Craig Deason, Assist. Supt.

Attached Pages

Assist. Supt. Initials: CD

SUBJECT: Resolution #11/2014-15
Technology Purchases Based on Piggy-back Pricing

Our department requests approval to make technology purchases from Troxell Communications using piggy-back pricing.

RECOMMENDATION: Approve Resolution #11/2014-15 authorizing using piggy-back pricing to make technology purchases.

CONSENT AGENDA

CENTER JOINT UNIFIED SCHOOL DISTRICT

RESOLUTION NO. 11/2014-15

WHEREAS, the Governing Board (the "Board") of the Center Joint Unified School District (the "District") has determined that a true and very real need exists for the acquisition of technology equipment as specified in the Purchase Requisition attached hereto and hereby incorporated by reference as Exhibit "A" (the "Property"); and

WHEREAS, the governing board of a school district may under Section 20118 of the California Public Contract Code, without advertising for bids, if the board has determined it to be in the best interest of the district, authorize by contract, lease, requisition or purchase order, any public corporation or agency to lease data-processing equipment, purchase materials, supplies, equipment, automotive vehicles, tractors, services and other personal property for the district in the manner in which the public corporation is authorized by law to lease or purchase; and

WHEREAS, pursuant to California Public Contract Code section 20118 and California Government Code section 6500, *et seq.*, the District participates in The Cooperative Purchasing Network ("TCPN") program, a multi-state purchasing group for governmental entities and school districts; and

WHEREAS, the Board of the District has determined that it is in the best interest of the District to authorize the purchase of the Property from Troxell Communications, Inc., through a bid procured by TCPN under TCPN Contract No. R5114 which is on file at the District's Business Office; and

NOW, THEREFORE, the District Board hereby finds, determines, declares and resolves as follows:

Section 1. All of the recitals set forth above are true and correct and the Board so finds and determines.

Section 2. The Board hereby finds and determines the acquisition of the Property from Troxell Communications, Inc., pursuant to Public Contract Code section 20118 and Government Code section 6500, *et seq.*, under TCPN Contract No. R5114 to be in the best interest of the District.

Section 3. The Superintendent or Superintendent's designee is hereby authorized and directed to do any and all things and to execute and deliver any and all documents which they may, in consultation with legal counsel, deem necessary or advisable in order to consummate this transaction and otherwise carry out, give effect to and comply with the terms and intent of this Resolution.

Section 4. This Resolution shall be effective as of the date of its adoption.

APPROVED, PASSED AND ADOPTED by the Governing Board of the Center Joint Unified School District, Sacramento County, State of California, this 10th day of June, 2015 by the following vote:

AYES: _____

NOES: _____

ABSTAIN: _____

ABSENT: _____

**President of the Governing Board of
Center Joint Unified School District**

EXHIBIT "A"**PURCHASE REQUISITION**

ITEM #	ITEM DESCRIPTION	PRICE PER UNIT	QUANTITY	EXTENDED PRICE
KRAMER TAVOR5OW	2 30WATTPOWERSPEAKERSYSOLDN AMESPK-WA511	\$128.12	27	\$3,459.24
HITACHI CPAW2503	2700 WXGA ULTRA SHORT THROW 2HDMI	\$1,028.00	27	\$27,756.00
HITACHI HASWM03	WALLARM MOUNT FOR 03 UST MODELS	\$91.00	27	\$2,457.00
BALT 27706A	ODYSSEY HIGH CAP CHROMEBOOK CART-ASSMBLD	\$950.00	15	\$14,250.00
ACER NXEF2AA002	ACER C720 4GB 4XDDR3L 11.6IN MATTER NXSHEAA00	\$265.00	521	\$138,065.00
GOOGLE CROSSWDNEDU	GOOGLE CROSSWDNEDU	\$27.00	521	\$14,067.00
TOTAL:				\$200,054.24

Center Joint Unified School District

AGENDA REQUEST FOR:

Dept. /Site: Business Department

Date: 05/29/2015

Action Item

To: Board of Trustees

Information Item

From: Jeanne Bess

Attached Page1

SUBJECT:

**APPROVAL OF CENTER JOINT UNIFIED SCHOOL DISTRICT
PAYROLL ORDERS**

The Governing board is asked to approve the attached payroll
Orders for July 2014 through May 2015.

RECOMMENDATION: That the CJUSD Board of Trustees approve the
District Payroll Orders for July 2014 through May 2015.

CONSENT AGENDA

DISTRICT PAYROLL-SUMMARIZED FOR FISCAL YEAR ENDING JUNE 30,2015
--

	REGULAR	VARIABLE	SPECIAL	TOTAL PAYROLL	#OF TRANSACTIONS
JULY	\$ 902,542.82	81406.56		\$ 983,949.38	290
AUG	\$ 2,266,235.09	\$ 91,685.94		\$ 2,357,921.03	740
SEPT	\$ 2,276,306.32	\$ 123,245.48		\$ 2,399,551.80	779
OCT	\$ 2,276,061.80	\$ 92,332.69		\$ 2,368,394.49	720
NOV	\$ 2,262,683.99	\$ 152,851.28		\$ 2,415,535.27	742
DEC	\$ 532,482.58	\$ 100,381.64	\$ 23,849.58	\$ 656,713.80	461
2-Jan	\$ 1,722,531.83			\$ 1,722,531.83	257
JAN	\$ 2,259,468.22	\$ 74,121.98		\$ 2,333,590.20	691
FEB	\$ 2,245,027.69	\$ 145,612.43		\$ 2,390,640.12	716
MARCH	\$ 2,289,554.64	\$ 156,235.70	\$ 325,796.58	\$ 2,771,586.92	1250
APRIL	\$ 2,286,604.37	\$ 98,661.29		\$ 2,385,265.66	717
MAY	\$ 2,278,451.99	\$ 317,916.11		\$ 2,596,368.10	817
JUNE				\$ -	
SPECIAL				\$ -	

\$ 23,597,951.34	\$ 1,434,451.10	\$ 349,646.16	\$ 25,382,048.60	8180
------------------	-----------------	---------------	------------------	------

Center Joint Unified School District

AGENDA REQUEST FOR:

Dept./Site: Business Department

Date: May

To: Board of Trustees

From: Jeanne Bess

Action Item

Information Item

Attached Pages 44

SUBJECT: Supplemental Agenda – Commercial Warrant Registers

May 7, 2015, \$170,795.56, May 14, 2015, \$186,775.83, May 19, 2015, \$324,349.43, May 29, 2015, \$66,135.02.

**The commercial warrant payments to vendors totals
\$ 748055.84.**

**RECOMMENDATION: That the CJUSD Board of Trustees approves the
Supplemental Agenda – Vendor Warrants as
presented**

CONSENT AGENDA

XII-21

81 CENTER UNIFIED SCHOOL DIST.
05-07-15

ACCOUNTS PAYABLE PRELIST

JS146 APY500 H.02.05 05/07/15 PAGE 0

Batch status: A All

From batch: 0073

To batch: 0073

Include Revolving Cash: Y

Include Address: N

81 CENTER UNIFIED SCHOOL DIST.
05-07-15

ACCOUNTS PAYABLE PRELIST
BATCH: 0073 05-7-15
FUND : 01 GENERAL FUND

J5146 APY500 H.02.05 05/07/15 PAGE 2
<< Open >>

Vendor/Addr	Remit name	Tax ID num	Deposit type	ABA num	Account num	Liq Amt	Net Amount
Req Reference	Date	Description	FD RESO P OBJE SIT GOAL FUNC RES DEP T9MP				
018984/00	BURNETT, NELLIE						
1364	PO-151161	05/07/2015	TRIP 586	1 01-0000-0-5800-112-0000-3600-007-000	NN P	17.34	17.34
TOTAL PAYMENT AMOUNT						17.34 *	17.34
013928/00	CINTAS LOCATION 622						
1530	PO-151299	05/07/2015	622515031	1 01-0000-0-5800-111-0000-8200-007-000	NN F	79.42	79.42
2477	PO-152079	05/07/2015	622515032	1 01-0000-0-9320-000-0000-0000-000-000	NN F	602.10	602.10
2478	PO-152080	05/07/2015	622515031	1 01-0000-0-5800-111-0000-8200-007-000	NN P	69.51	69.51
TOTAL PAYMENT AMOUNT						751.03 *	751.03
017019/00	CLUBZ! IN-HOME TUTORING SVCS						
2193	PO-151851	05/07/2015	0006	1 01-3010-0-5800-103-1110-1000-003-832	NN P	1,168.50	1,168.50
TOTAL PAYMENT AMOUNT						1,168.50 *	1,168.50
021464/00	CMI EDUCATION INSTITUTE INC						
2489	PO-152090	05/07/2015	REG. A.LYONS	1 01-6512-0-5200-102-5001-2700-002-000	NN F	100.00	100.00
TOTAL PAYMENT AMOUNT						100.00 *	100.00
016069/00	CORRALEJO, BONNIE						
885	PO-150762	05/07/2015	TRIP 587	1 01-0000-0-5800-112-0000-3600-007-000	NN P	9.75	9.75
TOTAL PAYMENT AMOUNT						9.75 *	9.75
016925/00	CREATIVE SPIRIT LLC						
2373	PO-152026	05/07/2015	2 BOOKS	1 01-5640-0-4200-601-9728-1000-017-238	NN F	60.00	60.00
TOTAL PAYMENT AMOUNT						60.00 *	60.00
018079/00	DAUBENMIRE, TRACIE						
2471	PO-152077	05/07/2015	CONF&PARKING	1 01-6500-0-5200-102-5001-2700-002-000	NN F	101.35	101.35
2485	PO-152087	05/07/2015	REIMB	1 01-6512-0-4200-102-5001-2700-002-000	NN F	56.19	56.19
TOTAL PAYMENT AMOUNT						157.54 *	157.54

81 CENTER UNIFIED SCHOOL DIST.
05-07-15

ACCOUNTS PAYABLE PRELIST
BATCH: 0073 05-7-15
FUND : 01 GENERAL FUND

J5146 APY500 H.02.05 05/07/15 PAGE 3
<< Open >>

Vendor/Addr	Remit name	Tax ID num	Deposit	type	ABA num	Account num								
Req Reference	Date	Description	FD	RESO	P	OBJE	SIT	GOAL	FUNC	RES	DEP	T9MP	Liq Amt	Net Amount
018951/00	DELL													
2444	PO-152049	05/07/2015	XJPIFF9T3	1	01-0000-0-4400-120-0000-7110-001-000	NN	P						21.70	21.70
2444	PO-152049	05/07/2015	XJNXPMCWS	1	01-0000-0-4400-120-0000-7110-001-000	NN	F						1,071.86	1,063.95
TOTAL PAYMENT AMOUNT													1,085.65 *	1,085.65
016159/00	GARLAND, LESLI													
2484	PO-152086	05/07/2015	MARCH MILEAGE	1	01-6500-0-5210-102-5001-2700-002-000	NN	F						14.49	14.49
TOTAL PAYMENT AMOUNT													14.49 *	14.49
018343/00	JBEILY, TAMI													
2494	PO-152093	05/07/2015	REIMB	1	01-0000-0-4300-103-0000-7200-003-000	NN	F						58.53	58.53
TOTAL PAYMENT AMOUNT													58.53 *	58.53
016481/00	MASE CENTER													
2409	PO-152025	05/07/2015	50115	1	01-0000-0-5200-475-3200-1000-015-000	NN	F						95.00	95.00
TOTAL PAYMENT AMOUNT													95.00 *	95.00
018678/00	MCGRAW HILL SCHOOL EDUCATION													
2382	PO-152004	05/07/2015	85753748001	1	01-7405-0-4100-103-1110-1000-003-000	NN	F						6,933.60	6,933.60
TOTAL PAYMENT AMOUNT													6,933.60 *	6,933.60
019059/00	MILLENNIUM TERMITE & PEST													
29	PO-150017	05/07/2015	TR-71099	1	01-0000-0-5500-106-0000-8110-007-000	NN	P						91.00	91.00
29	PO-150017	05/07/2015	TR-72628	1	01-0000-0-5500-106-0000-8110-007-000	NN	P						57.00	57.00
29	PO-150017	05/07/2015	TR-72628	1	01-0000-0-5500-106-0000-8110-007-000	NN	P						59.00	59.00
TOTAL PAYMENT AMOUNT													207.00 *	207.00
015787/00	O'REILLY AUTO PARTS													
1985	PO-151669	05/07/2015	1333147	1	01-0000-0-4300-112-0000-3600-007-000	NN	F						156.23	156.23
2353	PO-151979	05/07/2015	1333147	1	01-0000-0-4300-112-0000-3600-007-000	NN	P						548.64	548.64
TOTAL PAYMENT AMOUNT													704.87 *	704.87

81 CENTER UNIFIED SCHOOL DIST.
05-07-15

ACCOUNTS PAYABLE PRELIST
BATCH: 0073 05-7-15
FUND : 01 GENERAL FUND

J5146 APY500 H.02.05 05/07/15 PAGE 4
<< Open >>

Vendor/Addr	Remit name	Tax ID num	Deposit type	ABA num	Account num			
Req Reference	Date	Description	FD RESO	P OBJE	SIT GOAL	FUNC RES	DEP T9MP	Liq Amt Net Amount
011822/00	OLARIU, STEFAN							
884 PO-150761	05/07/2015	TRIP 530	1	01-0000-0-5800-112-0000-3600-007-000	NN P			13.75 13.75
TOTAL PAYMENT AMOUNT				13.75 *				13.75
010426/00	PAULS SAFE & LOCK							
198 PO-150175	05/07/2015	15795	1	01-8150-0-4300-106-0000-8110-007-000	NY P			80.62 80.62
TOTAL PAYMENT AMOUNT				80.62 *				80.62
010980/00	PEARSON EDUCATION INC							
2383 PO-152005	05/07/2015	4023829609	1	01-7405-0-4100-103-1110-1000-003-000	NN P			1,058.96 1,058.96
2383 PO-152005	05/07/2015	7024102116	1	01-7405-0-4100-103-1110-1000-003-000	NN F			3,695.26 4,075.60
TOTAL PAYMENT AMOUNT				5,134.56 *				5,134.56
019252/00	PEARSON EDUCATION INC.							
2407 PO-152028	05/07/2015	10201937	1	01-5640-0-4300-601-9728-3120-017-000	NN F			660.49 660.49
TOTAL PAYMENT AMOUNT				660.49 *				660.49
014069/00	PLATT ELECTRIC SUPPLY INC							
2150 PO-151809	05/07/2015	G619998	1	01-8150-0-4300-106-0000-8110-007-000	NN P			218.07 218.07
TOTAL PAYMENT AMOUNT				218.07 *				218.07
016696/00	PROFESSIONAL TUTORS OF AMERICA							
1705 PO-151438	05/07/2015	53102	1	01-3010-0-5800-103-1110-1000-003-832	NN F			119.71 119.71
2331 PO-151961	05/07/2015	53102	1	01-3010-0-5800-103-1110-1000-003-832	NN P			271.29 271.29
TOTAL PAYMENT AMOUNT				391.00 *				391.00
021194/00	PRUDENTIAL OVERALL SUPPLY INC							
133 PO-150070	05/07/2015	180213851	1	01-0000-0-5600-112-0000-3600-007-000	NN P			60.99 60.99
TOTAL PAYMENT AMOUNT				60.99 *				60.99

81 CENTER UNIFIED SCHOOL DIST.
05-07-15

ACCOUNTS PAYABLE PRELIST
BATCH: 0073 05-7-15
FUND : 01 GENERAL FUND

J5146 APY500 H.02.05 05/07/15 PAGE 5
<< Open >>

Vendor/Addr	Remit name	Tax ID num	Deposit type	ABA num	Account num		
Req Reference	Date	Description	FD RESO P	OBJE SIT	GOAL FUNC	RES DEP T9MP	Liq Amt Net Amount
011238/00	RELIABLE TIRE						
356 PO-150308	05/07/2015	124854	1	01-0000-0-4300-112-0000-3600-007-000	NN P	238.94	238.94
TOTAL PAYMENT AMOUNT						238.94 *	238.94
010552/00	SAC VAL JANITORIAL						
2391 PO-152011	05/07/2015	10133666	1	01-0000-0-9320-000-0000-0000-000-000	NN P	6,547.12	6,547.12
2391 PO-152011	05/07/2015	10134457	1	01-0000-0-9320-000-0000-0000-000-000	NN P	536.48	536.48
TOTAL PAYMENT AMOUNT						7,083.60 *	7,083.60
022018/00	SACRAMENTO AUTOGLASS & MIRROR						
2396 PO-152015	05/07/2015	WSAC012189	1	01-0000-0-4300-112-0000-3600-007-000	NN F	88.00	146.60
TOTAL PAYMENT AMOUNT						146.60 *	146.60
013973/00	SAMBA SAFETY						
66 PO-150038	05/07/2015	6137-201504	2	01-0000-0-4300-112-0000-3600-007-000	NN P	58.38	58.38
TOTAL PAYMENT AMOUNT						58.38 *	58.38
011500/00	SCHOOLS INSURANCE AUTHORITY						
PV-151080	05/07/2015	MAY 2015		01-0000-0-9552-000-0000-0000-000-000	NN		45,531.58
TOTAL PAYMENT AMOUNT						45,531.58 *	45,531.58
017501/00	SJCOE						
PV-151079	05/04/2015	inv-41439		01-6500-0-5200-102-5001-2700-002-000	NN		430.00
TOTAL PAYMENT AMOUNT						430.00 *	430.00
010263/00	SMUD						
31 PO-150019	05/07/2015	7000000347	1	01-0000-0-5530-106-0000-8110-007-000	NN P	42,594.07	42,594.07
TOTAL PAYMENT AMOUNT						42,594.07 *	42,594.07

81 CENTER UNIFIED SCHOOL DIST.
05-07-15

ACCOUNTS PAYABLE PRELIST
BATCH: 0073 05-7-15
FUND : 01 GENERAL FUND

J5146 APY500 H.02.05 05/07/15 PAGE 6
<< Open >>

Vendor/Addr	Remit name	Tax ID num	Deposit type	ABA num	Account num		Liq Amt	Net Amount
Req Reference	Date	Description	FD RESO P	OBJE SIT	GOAL FUNC	RES DEP T9MP		
011554/00		TRACTOR SUPPLY CO						
489 PO-150419	05/07/2015	200033394	1	01-8150-0-4300-106-0000-8110-007-000	NN P		11.96	11.96
1475 PO-151254	05/07/2015	200030977	1	01-0000-0-4300-111-0000-8200-007-000	NN P		41.42	41.42
1475 PO-151254	05/07/2015	100022899	1	01-0000-0-4300-111-0000-8200-007-000	NN P		92.86	92.86
TOTAL PAYMENT AMOUNT				146.24 *				146.24
016370/00		TWIN RIVERS UNIFIED SCH DIST						
1026 PO-150877	05/07/2015	151981	1	01-0000-0-5801-105-0000-8300-005-000	NN P		11,250.00	11,250.00
TOTAL PAYMENT AMOUNT				11,250.00 *				11,250.00
015018/00		VERHOVETCHI, VEACESLAV						
1935 PO-151628	05/07/2015	TRIP 581	1	01-0000-0-5800-112-0000-3600-007-000	NN P		13.60	13.60
1935 PO-151628	05/07/2015	TRIP 565	1	01-0000-0-5800-112-0000-3600-007-000	NN P		24.10	24.10
TOTAL PAYMENT AMOUNT				37.70 *				37.70
TOTAL FUND PAYMENT				131,406.08 **				131,406.08

ACCOUNTS PAYABLE PRELIST
BATCH: 0073 05-7-15
FUND : 09 CHARTER SCHOOLS

Vendor/Addr	Remit name	Tax ID num	Deposit type	ABA num	Account num							Liq Amt	Net Amount
Req Reference	Date	Description	FD RESO P OBJE SIT GOAL FUNC RES DEP T9MP										
010669/00	ALHAMBRA & SIERRA SPRINGS												
387 PO-150336	05/07/2015	4779099	2 09-0000-0-4300-501-1110-1000-016-000 NN F									0.49	0.49
387 PO-150336	05/07/2015	4779099	1 09-0700-0-4300-503-0000-2700-018-000 NN F									24.04	24.04
2095 PO-151765	05/07/2015	4779099	2 09-0000-0-4300-501-1110-1000-016-000 NN P									17.90	17.90
2095 PO-151765	05/07/2015	4779099	1 09-0700-0-4300-503-0000-2700-018-000 NN P									53.69	53.69
			TOTAL PAYMENT AMOUNT				96.12 *						96.12
			TOTAL FUND	PAYMENT			96.12 **						96.12

81 CENTER UNIFIED SCHOOL DIST.
05-07-15

ACCOUNTS PAYABLE PRELIST
BATCH: 0073 05-7-15
FUND : 13 CAFETERIA FUND

J5146 APY500 H.02.05 05/07/15 PAGE 8
<< Open >>

Vendor/Addr	Remit name	Tax ID num	Deposit type	ABA num	Account num			
Req Reference	Date	Description	FD RESO P	OBJE SIT	GOAL FUNC	RES DEP T9MP	Liq Amt	Net Amount
011205/00	CULTURE SHOCK YOGURT							
176 PO-150160	05/07/2015	2652	1	13-5310-0-4700-108-0000-3700-007-000	NN P		261.80	261.80
TOTAL PAYMENT AMOUNT							261.80 *	261.80
011602/00	DANIELSEN CO., THE							
155 PO-150141	05/07/2015	72920	2	13-5310-0-4300-108-0000-3700-007-000	NN P		241.84	241.84
155 PO-150141	05/07/2015	73306	2	13-5310-0-4300-108-0000-3700-007-000	NN P		8.00	8.00
155 PO-150141	05/07/2015	72920	1	13-5310-0-4700-108-0000-3700-007-000	NN P		4,468.53	4,468.53
155 PO-150141	05/07/2015	73306	1	13-5310-0-4700-108-0000-3700-007-000	NN P		3,404.05	3,404.05
TOTAL PAYMENT AMOUNT							8,122.42 *	8,122.42
011255/00	EARTHGRAINS BAKING CO INC							
2345 PO-151968	05/07/2015	64-01890-0300-04	1	13-5310-0-4700-108-0000-3700-007-000	NN P		265.90	265.90
2345 PO-151968	05/07/2015	64-01891-0300-04	1	13-5310-0-4700-108-0000-3700-007-000	NN P		1,153.28	1,153.28
2345 PO-151968	05/07/2015	64-01893-0300-04	1	13-5310-0-4700-108-0000-3700-007-000	NN P		184.25	184.25
2345 PO-151968	05/07/2015	64-01894-0300-04	1	13-5310-0-4700-108-0000-3700-007-000	NN P		180.16	180.16
2345 PO-151968	05/07/2015	64-19052-0300-04	1	13-5310-0-4700-108-0000-3700-007-000	NN P		525.39	525.39
2345 PO-151968	05/07/2015	64-19639-0300-04	1	13-5310-0-4700-108-0000-3700-007-000	NN P		329.27	329.27
TOTAL PAYMENT AMOUNT							2,638.25 *	2,638.25
021080/00	GOLD STAR FOODS INC							
159 PO-150145	05/07/2015	1353900-1038260	1	13-5310-0-4700-108-0000-3700-007-000	NN P		6,316.47	6,316.47
TOTAL PAYMENT AMOUNT							6,316.47 *	6,316.47
019953/00	PROPACIFIC FRESH							
160 PO-150146	05/07/2015	61169	1	13-5310-0-4700-108-0000-3700-007-000	NN P		1,416.75	1,416.75
160 PO-150146	05/07/2015	60270	1	13-5310-0-4700-108-0000-3700-007-000	NN P		6,046.72	6,046.72
160 PO-150146	05/07/2015	62230	1	13-5310-0-4700-108-0000-3700-007-000	NN P		3,935.08	3,935.08
160 PO-150146	05/07/2015	61188	1	13-5310-0-4700-108-0000-3700-007-000	NN P		2,579.95	2,579.95
160 PO-150146	05/07/2015	61883	1	13-5310-0-4700-108-0000-3700-007-000	NN P		1,105.40	1,105.40
160 PO-150146	05/07/2015	60507	1	13-5310-0-4700-108-0000-3700-007-000	NN P		2,236.52	2,236.52
TOTAL PAYMENT AMOUNT							17,320.42 *	17,320.42

81 CENTER UNIFIED SCHOOL DIST.
05-07-15

ACCOUNTS PAYABLE PRELIST
BATCH: 0073 05-7-15
FUND : 13 CAFETERIA FUND

J5146 APY500 H.02.05 05/07/15 PAGE 9
<< Open >>

Vendor/Addr	Remit name	Tax ID num	Deposit type	ABA num	Account num				
Req Reference	Date	Description	FD RESO	P OBJE	SIT GOAL	FUNC RES	DEP T9MP	Liq Amt	Net Amount

021194/00	PRUDENTIAL OVERALL SUPPLY INC								
163 PO-150149	05/07/2015	180213850	1	13-5310-0-5800-108-0000-3700-007-000	NN	P		73.39	73.39
TOTAL PAYMENT AMOUNT								73.39 *	73.39
011422/00	SYSCO OF SAN FRANCISCO								
158 PO-150144	05/07/2015	504282401	2	13-5310-0-4300-108-0000-3700-007-000	NN	P		192.76	192.76
158 PO-150144	05/07/2015	505052268	2	13-5310-0-4300-108-0000-3700-007-000	NN	P		80.92	80.92
158 PO-150144	05/07/2015	504282401	1	13-5310-0-4700-108-0000-3700-007-000	NN	P		1,336.78	1,336.78
158 PO-150144	05/07/2015	505052268	1	13-5310-0-4700-108-0000-3700-007-000	NN	P		2,138.15	2,138.15
TOTAL PAYMENT AMOUNT								3,748.61 *	3,748.61
TOTAL FUND PAYMENT								38,481.36 **	38,481.36

81 CENTER UNIFIED SCHOOL DIST.
05-07-15

ACCOUNTS PAYABLE PRELIST
BATCH: 0073 05-7-15
FUND : 14 DEFERRED MAINTENANCE FUND

J5146 APY500 H.02.05 05/07/15 PAGE 10
<< Open >>

Vendor/Addr	Remit name	Tax ID num	Deposit type	ABA num	Account num			
Req Reference	Date	Description	FD RESO P OBJE	SIT GOAL FUNC	RES DEP T9MP	Liq Amt	Net Amount	
021939/00	ENTEK CONSULTING GROUP INC							
2488 PO-152089	05/07/2015	15/0152	1 14-0024-0-5800-106-9608-8110-007-000	NN F		812.00	812.00	
TOTAL PAYMENT AMOUNT						812.00 *	812.00	
TOTAL FUND PAYMENT						812.00 **	812.00	
TOTAL BATCH PAYMENT						170,795.56 ***	0.00	170,795.56
TOTAL DISTRICT PAYMENT						170,795.56 ****	0.00	170,795.56
TOTAL FOR ALL DISTRICTS:						170,795.56 ****	0.00	170,795.56

Number of warrants to be printed: 47, not counting voids due to stub overflows.

81 CENTER UNIFIED SCHOOL DIST.
05-14-15

ACCOUNTS PAYABLE PRELIST

J5425 APY500 H.02.05 05/14/15 PAGE 0

Batch status: A All

From batch: 0075

To batch: 0075

Include Revolving Cash: Y

Include Address: N

J5425 APY500 H.02.05 05/14/15 PAGE 1
<< Open >>

Vendor/Addr	Remit name	Tax ID num	Deposit type	ABA num	Account num							Liq Amt	Net Amount	
Req Reference	Date	Description	FD RESO P OBJE SIT GOAL FUNC RES DEP T9MP											
011636/00	! # 1 TOUCH-SCREEN TABLET													
1704 PO-151437	05/14/2015	1201503	1 01-3010-0-5800-103-1110-1000-003-832 NN F								998.05	1,117.75		
												TOTAL PAYMENT AMOUNT	1,117.75 *	1,117.75
017749/00	:ACE TUTORING SERVICES INC													
1702 PO-151435	05/14/2015	201503	1 01-3010-0-5800-103-1110-1000-003-832 NN P								615.00	615.00		
												TOTAL PAYMENT AMOUNT	615.00 *	615.00
010002/00	ALDAR ACADEMY													
491 PO-150424	05/14/2015	APRIL	1 01-6500-0-5800-102-5750-1180-002-000 NN P								3,860.73	3,860.73		
												TOTAL PAYMENT AMOUNT	3,860.73 *	3,860.73
010669/00	ALHAMBRA & SIERRA SPRINGS													
413 PO-150358	05/14/2015	27045224780818	1 01-0000-0-4300-105-0000-7200-005-000 NN P								27.29	27.29		
												TOTAL PAYMENT AMOUNT	27.29 *	27.29
017075/00	AMERICAN RIVER SPEECH INC.	[REDACTED]												
1673 PO-151413	05/14/2015	APRIL	1 01-6500-0-5800-102-5750-1180-002-000 NN P								5,213.05	5,213.05		
												TOTAL PAYMENT AMOUNT	5,213.05 *	5,213.05
021604/00	ATLAS DISPOSAL INDUSTRIES													
23 PO-150014	05/14/2015	66944	1 01-0000-0-5550-106-0000-8110-007-000 NN P								168.05	168.05		
23 PO-150014	05/14/2015	67419	1 01-0000-0-5550-106-0000-8110-007-000 NN P								1,265.03	1,265.03		
23 PO-150014	05/14/2015	67425	1 01-0000-0-5550-106-0000-8110-007-000 NN P								255.31	255.31		
23 PO-150014	05/14/2015	67423	1 01-0000-0-5550-106-0000-8110-007-000 NN P								395.21	395.21		
23 PO-150014	05/14/2015	67421	1 01-0000-0-5550-106-0000-8110-007-000 NN P								241.07	241.07		
23 PO-150014	05/14/2015	568.65	1 01-0000-0-5550-106-0000-8110-007-000 NN P								568.65	568.65		
23 PO-150014	05/14/2015	67424	1 01-0000-0-5550-106-0000-8110-007-000 NN P								500.77	500.77		
23 PO-150014	05/14/2015	67422	1 01-0000-0-5550-106-0000-8110-007-000 NN P								242.43	242.43		
23 PO-150014	05/14/2015	67420	1 01-0000-0-5550-106-0000-8110-007-000 NN P								595.45	595.45		
												TOTAL PAYMENT AMOUNT	4,231.97 *	4,231.97

81 CENTER UNIFIED SCHOOL DIST.
05-14-15

ACCOUNTS PAYABLE PRELIST
BATCH: 0075 05-14-15
FUND : 01 GENERAL FUND

J5425 APY500 H.02.05 05/14/15 PAGE 2
<< Open >>

Vendor/Addr	Remit name	Tax ID num	Deposit type	ABA num	Account num		Liq Amt	Net Amount
Req Reference	Date	Description	FD RESO P OBJE SIT GOAL FUNC RES DEP T9MP					
010142/00	AWARDS BY KAY							
2517	PO-152110	05/14/2015	32536	1	01-0000-0-5800-110-0000-7200-004-000	NN F	765.90	765.90
TOTAL PAYMENT AMOUNT							765.90 *	765.90
019504/00	B & H PHOTO-VIDEO							
2361	PO-152001	05/14/2015	95314629	2	01-6500-0-4300-102-5001-2700-002-000	YN F	92.87	50.86
2361	PO-152001	05/14/2015	95314629	1	01-6500-0-4400-102-5001-2700-002-000	YN F	285.12	285.12
TOTAL PAYMENT AMOUNT							335.98 *	335.98
TOTAL USE TAX AMOUNT							26.88	
021669/00	BAIONI, RON							
2527	PO-152124	05/14/2015	REIMB	1	01-0000-0-4300-371-0000-2700-012-000	NN F	15.00	15.00
TOTAL PAYMENT AMOUNT							15.00 *	15.00
010442/00	BAR HEIN							
2209	PO-151862	05/14/2015	468940	1	01-0000-0-4300-106-0000-8110-007-000	NN P	67.93	67.93
2502	PO-152101	05/14/2015	469351	1	01-0000-0-4300-106-0000-8110-007-000	NN P	21.00	21.00
2502	PO-152101	05/14/2015	469253	1	01-0000-0-4300-106-0000-8110-007-000	NN P	944.46	944.46
TOTAL PAYMENT AMOUNT							1,033.39 *	1,033.39
016805/00	BATES, CHERYL							
398	PO-150673	05/14/2015	APRIL	1	01-6500-0-5210-102-5750-1130-003-000	NY P	45.97	45.97
TOTAL PAYMENT AMOUNT							45.97 *	45.97
021235/00	BECKER, LEE ANN							
787	PO-150678	05/14/2015	APRIL	1	01-0000-0-5210-102-0000-3140-003-000	NN F	26.23	26.23
2390	PO-152010	05/14/2015	APRIL MILEAGE	1	01-0000-0-5210-102-0000-3140-003-000	NN P	35.70	35.70
TOTAL PAYMENT AMOUNT							61.93 *	61.93
019075/00	BRIGHT FUTURES THERAPY							
2088	PO-151761	05/14/2015	3221	1	01-6500-0-5800-102-5750-1180-002-000	NN F	11,510.00	16,800.00
TOTAL PAYMENT AMOUNT							16,800.00 *	16,800.00

J5425 APY500 H.02.05 05/14/15 PAGE 3
 << Open >>

Vendor/Addr	Remit name	Tax ID num	Deposit type	ABA num	Account num							Liq Amt	Net Amount
Req Reference	Date	Description	FD RESO P OBJE SIT GOAL FUNC RES DEP T9MP										
021678/00	CAPITOL ACADEMY												
1636 PO-151385	05/14/2015	653	1 01-6500-0-5800-102-5750-1180-002-000 NN P									1,020.00	1,020.00
1636 PO-151385	05/14/2015	643	1 01-6500-0-5800-102-5750-1180-002-000 NN P									8,871.20	8,871.20
			TOTAL PAYMENT AMOUNT				9,891.20 *						9,891.20
010575/00	CAPITOL CLUTCH & BRAKE INC.												
2200 PO-151857	05/14/2015	1347126-1348276	1 01-0000-0-4300-112-0000-3600-007-000 NN P									461.75	461.75
2200 PO-151857	05/14/2015	1354222-1347486	1 01-0000-0-4300-112-0000-3600-007-000 NN P									229.65	229.65
2200 PO-151857	05/14/2015	1356863	1 01-0000-0-4300-112-0000-3600-007-000 NN P									278.40	278.40
			TOTAL PAYMENT AMOUNT				969.80 *						969.80
016082/00	CARMAZZI GLOBAL SOLUTIONS	[REDACTED]											
2512 PO-152104	05/14/2015	15-14024	1 01-0000-0-5800-103-0000-7200-003-000 NN F									210.00	210.00
			TOTAL PAYMENT AMOUNT				210.00 *						210.00
020305/00	CDW GOVERNMENT INC.												
1957 PO-151651	05/14/2015	st29824	1 01-9115-0-4400-115-0000-7700-007-000 NN P									62.28	62.28
1957 PO-151651	05/14/2015	th53324	1 01-9115-0-4400-115-0000-7700-007-000 NN F									834.58	580.29
2194 PO-151852	05/14/2015	tk29740	1 01-6500-0-4300-102-5001-2700-002-000 NN F									482.55	453.60
2469 PO-152072	05/14/2015	vf88143	1 01-0000-0-4300-115-0000-7700-007-000 NN F									365.93	365.93
			TOTAL PAYMENT AMOUNT				1,462.10 *						1,462.10
016261/00	CEBULA RN, GAIL												
1622 PO-151370	05/14/2015	MARCH	1 01-0000-0-5210-102-0000-3140-003-000 NN P									35.60	35.60
			TOTAL PAYMENT AMOUNT				35.60 *						35.60
021051/00	CHILD ABUSE PREVENTION COUNCIL												
2507 PO-152117	05/14/2015	8186	1 01-5640-0-5800-601-9728-1000-017-000 NN F									5,625.00	5,625.00
			TOTAL PAYMENT AMOUNT				5,625.00 *						5,625.00
013928/00	CINTAS LOCATION 622												
2478 PO-152080	05/14/2015	622506291	1 01-0000-0-5800-111-0000-8200-007-000 NN P									122.73	122.73
			TOTAL PAYMENT AMOUNT				122.73 *						122.73

J5425 APY500 H.02.05 05/14/15 PAGE 4
 << Open >>

[illegible]

J5425 APY500 H.02.05 05/14/15 PAGE 5
<< Open >>

●

●

81 CENTER UNIFIED SCHOOL DIST.
05-14-15

ACCOUNTS PAYABLE PRELIST
BATCH: 0075 05-14-15
FUND : 01 GENERAL FUND

J5425 APY500 H.02.05 05/14/15 PAGE 6
<< Open >>

Vendor/Addr	Remit name	Tax ID num	Deposit type	ABA num	Account num		Liq Amt	Net Amount
Req Reference	Date	Description	FD RESO P OBJE SIT GOAL FUNC RES DEP T9MP					
021764/00	FUTURE FORD OF SACRAMENTO							
486 PO-150418	05/14/2015	28496201	1 01-0000-0-4300-112-0000-3600-007-000 NN P				4.32	4.32
			TOTAL PAYMENT AMOUNT	4.32 *				4.32
022347/00	GIVE SOMETHING BACK							
2106 PO-151776	05/14/2015	0354249	1 01-9472-0-4300-106-9620-2420-007-928 NN F				4,065.08	4,065.08
2106 PO-151776	05/14/2015	03537339,0368809	2 01-9472-0-4400-106-9620-2420-007-928 NN F				803.25	803.25
			TOTAL PAYMENT AMOUNT	4,868.33 *				4,868.33
011818/00	GOODELL PORTER SANCHEZ &							
2520 PO-152113	05/14/2015	4126.0	1 01-0000-0-5800-105-0000-7190-005-000 NN F				10,000.00	10,000.00
			TOTAL PAYMENT AMOUNT	10,000.00 *				10,000.00
017718/00	GUIDING HANDS INC.							
1855 PO-151567	05/14/2015	2852	1 01-6500-0-5800-102-5750-1180-002-000 NN P				9,128.56	9,128.56
1855 PO-151567	05/14/2015	2663A	1 01-6500-0-5800-102-5750-1180-002-000 NN P				300.00	300.00
			TOTAL PAYMENT AMOUNT	9,428.56 *				9,428.56
014921/00	JLS ENVIRONMENTAL CONSTRUCTION							
2522 PO-152114	05/14/2015	SI-17162	1 01-8150-0-5600-106-9608-8110-007-000 NN F				32,667.32	32,667.32
			TOTAL PAYMENT AMOUNT	32,667.32 *				32,667.32
014389/00	LOMOVA, YELENA							
1456 PO-151241	05/14/2015	TRIP563	1 01-0000-0-5800-112-0000-3600-007-000 NN P				7.21	7.21
			TOTAL PAYMENT AMOUNT	7.21 *				7.21
021914/00	LOY MATTISON ENTERPRISES							
2151 PO-151810	05/14/2015	040115043015	1 01-0000-0-5902-106-0000-8110-007-000 NY P				420.00	420.00
			TOTAL PAYMENT AMOUNT	420.00 *				420.00

81 CENTER UNIFIED SCHOOL DIST.
05-14-15

ACCOUNTS PAYABLE PRELIST
BATCH: 0075 05-14-15
FUND : 01 GENERAL FUND

J5425 APY500 H.02.05 05/14/15 PAGE 7
<< Open >>

Vendor/Addr	Remit name	Tax ID num	Deposit type	ABA num	Account num		Liq Amt	Net Amount
Req Reference	Date	Description	FD RESO	P OBJE	SIT GOAL	FUNC RES DEP T9MP		
022406/00	MAXIM HEALTHCARE SERVICES INC							
1658	PO-151402	05/14/2015	3245400262	1	01-0000-0-5800-102-0000-3140-003-000	NN P	2,823.20	2,823.20
1658	PO-151402	05/14/2015	3225080262	1	01-0000-0-5800-102-0000-3140-003-000	NN P	2,736.40	2,736.40
1658	PO-151402	05/14/2015	3207600262	1	01-0000-0-5800-102-0000-3140-003-000	NN P	2,080.00	2,080.00
TOTAL PAYMENT AMOUNT				7,639.60 *				7,639.60
020461/00	MITCHELL, CYNDY							
879	PO-150754	05/14/2015	TRIP 554	1	01-0000-0-5800-112-0000-3600-007-000	NN F	16.59	15.00
2515	PO-152109	05/14/2015	SC271309	1	01-0000-0-4300-112-0000-3600-007-000	NN F	12.00	12.00
TOTAL PAYMENT AMOUNT				27.00 *				27.00
015142/00	MITTS, CLAUDE							
2509	PO-152119	05/14/2015	APRIL MILEAGE	1	01-5630-0-5800-601-1220-1000-017-000	NN F	25.19	25.19
TOTAL PAYMENT AMOUNT				25.19 *				25.19
017315/00	NAPA AUTO PARTS - GENUINE AUTO							
69	PO-150040	05/14/2015	1968	1	01-0000-0-4300-112-0000-3600-007-000	NN P	96.09	96.09
69	PO-150040	05/14/2015	2855	1	01-0000-0-4300-112-0000-3600-007-000	NN P	107.57	107.57
69	PO-150040	05/14/2015	3445	1	01-0000-0-4300-112-0000-3600-007-000	NN P	30.50	30.50
TOTAL PAYMENT AMOUNT				234.16 *				234.16
015401/00	ODYSSEYWARE							
2422	PO-152092	05/14/2015	02547765	1	01-0000-0-5800-159-1110-1000-003-000	NN F	8,000.00	8,000.00
TOTAL PAYMENT AMOUNT				8,000.00 *				8,000.00
017576/00	OFFICE DEPOT/BUS.SERVICES DIV							
2465	PO-152070	05/14/2015	768658240001	1	01-5630-0-4300-601-1220-1000-017-000	NN P	177.16	177.16
2465	PO-152070	05/14/2015	768658241001	1	01-5630-0-4300-601-1220-1000-017-000	NN P	6.08	6.08
2465	PO-152070	05/14/2015	768658242001	1	01-5630-0-4300-601-1220-1000-017-000	NN F	50.17	50.20
TOTAL PAYMENT AMOUNT				233.44 *				233.44

J5425 APY500 H.02.05 05/14/15 PAGE 8
 << Open >>

Vendor/Addr	Remit name	Tax ID num	Deposit type	ABA num	Account num
Req Reference	Date	Description	FD RESO P OBJE SIT GOAL FUNC RES DEP T9MP	Liq Amt	Net Amount
011822/00	OLARIU, STEFAN				
884 PO-150761	05/14/2015	532,611,392-TRIPS	1 01-0000-0-5800-112-0000-3600-007-000 NN F	10.51	24.02
TOTAL PAYMENT AMOUNT				24.02 *	24.02
014483/00	PIONEER DRAMA SERVICE				
2276 PO-151909	05/14/2015	509129	1 01-6300-0-4300-371-1110-1000-012-000 YN F	183.80	171.00
TOTAL PAYMENT AMOUNT				171.00 *	171.00
TOTAL USE TAX AMOUNT				13.68	
011345/00	PLACER LEARNING CENTER				
2090 PO-151763	05/14/2015	APRIL	1 01-6500-0-5800-102-5750-1180-002-000 NN P	9,724.20	9,724.20
TOTAL PAYMENT AMOUNT				9,724.20 *	9,724.20
014069/00	PLATT ELECTRIC SUPPLY INC				
2150 PO-151809	05/14/2015	G660740-649279	1 01-8150-0-4300-106-0000-8110-007-000 NN P	1,302.48	1,302.48
2511 PO-152103	05/14/2015	G660762	1 01-8150-0-4300-106-0000-8110-007-000 NN P	3,888.00	3,888.00
TOTAL PAYMENT AMOUNT				5,190.48 *	5,190.48
021194/00	PRUDENTIAL OVERALL SUPPLY INC				
133 PO-150070	05/14/2015	180210897	1 01-0000-0-5600-112-0000-3600-007-000 NN P	60.99	60.99
TOTAL PAYMENT AMOUNT				60.99 *	60.99
016337/00	SAECHOA, MUANG				
1635 PO-151384	05/14/2015	MARCH	1 01-6500-0-5800-102-5770-3600-002-000 NN P	230.00	230.00
TOTAL PAYMENT AMOUNT				230.00 *	230.00
011105/00	SAEFONG, NAI				
2504 PO-152096	05/14/2015	REFUND LOST BOOK	1 01-0000-0-4200-103-0000-2420-003-240 NN F	6.00	6.00
TOTAL PAYMENT AMOUNT				6.00 *	6.00

81 CENTER UNIFIED SCHOOL DIST.
05-14-15

ACCOUNTS PAYABLE PRELIST
BATCH: 0075 05-14-15
FUND : 01 GENERAL FUND

J5425 APY500 H.02.05 05/14/15 PAGE 9
<< Open >>

Vendor/Addr	Remit name	Tax ID num	Deposit type	ABA num	Account num			
Req Reference	Date	Description	FD RESO	P OBJE	SIT GOAL	FUNC RES	DEP T9MP	Net Amount
018912/00	SAFETY-KLEEN CORPORATION							
2514	PO-152106	05/14/2015	66561302	1	01-0000-0-5600-112-0000-3600-007-000	NN F	682.14	682.14
				TOTAL PAYMENT AMOUNT	682.14	*		682.14
020981/00	SAVE MART SUPERMARKETS							
485	PO-150422	05/14/2015	2295957	1	01-6500-0-4300-102-5770-1110-002-000	NN F	300.08	25.00
				TOTAL PAYMENT AMOUNT	25.00	*		25.00
018788/00	SCHOOL FIX							
2401	PO-152019	05/14/2015	104598A	1	01-0000-0-4300-475-3200-1000-015-000	NN F	26.84	37.80
				TOTAL PAYMENT AMOUNT	37.80	*		37.80
014080/00	SCHOOL HEALTH CORPORATION							
2366	PO-151995	05/14/2015	2973050-00	1	01-5640-0-4300-601-9728-3140-017-000	NN F	107.72	133.60
				TOTAL PAYMENT AMOUNT	133.60	*		133.60
014786/00	SCHOOL SPECIALTY							
2205	PO-151931	05/14/2015	308102178436	1	01-5640-0-4300-601-9728-1000-017-080	NN F	166.36	166.36
				TOTAL PAYMENT AMOUNT	166.36	*		166.36
010373/00	SCHOOLS INSURANCE AUTHORITY							
1153	PO-150986	05/14/2015	2015-UST-KAM.23	1	01-0000-0-5800-112-0000-3600-007-000	NN P	150.00	150.00
				TOTAL PAYMENT AMOUNT	150.00	*		150.00
016043/00	SHELTONS UNLIMITED MECHANICAL							
2498	PO-152097	05/14/2015	15-15196	1	01-8150-0-5800-106-0000-8110-007-000	NN F	1,107.88	424.34
				TOTAL PAYMENT AMOUNT	424.34	*		424.34
021175/00	SHRED-IT USA LLC							
521	PO-150449	05/14/2015	9405757737	1	01-0000-0-5800-371-0000-2700-012-000	NN F	12.60	34.35
				TOTAL PAYMENT AMOUNT	34.35	*		34.35

81 CENTER UNIFIED SCHOOL DIST.
05-14-15

ACCOUNTS PAYABLE PRELIST
BATCH: 0075 05-14-15
FUND : 01 GENERAL FUND

J5425 APY500 H.02.05 05/14/15 PAGE 10
<< Open >>

Vendor/Addr	Remit name	Tax ID num	Deposit type	ABA num	Account num		
Req Reference	Date	Description	FD RESO P	OBJE SIT	GOAL FUNC	RES DEP T9MP	Liq Amt Net Amount
020983/00	SIERRA PACIFIC TURF SUPPLY						
128	PO-150104	05/14/2015	0449244-in	1	01-0000-0-4300-106-0000-8110-007-000	NN P	211.41 211.41
				TOTAL PAYMENT AMOUNT	211.41 *		211.41
011180/00	SKIPS MUSIC INC.						
2499	PO-152098	05/14/2015	11239600003	1	01-0000-0-5600-472-1217-1000-014-000	NN F	225.00 225.00
				TOTAL PAYMENT AMOUNT	225.00 *		225.00
014558/00	SPURR						
34	PO-150022	05/14/2015	63761	1	01-0000-0-5520-106-0000-8110-007-000	NN P	2,440.37 2,440.37
				TOTAL PAYMENT AMOUNT	2,440.37 *		2,440.37
020252/00	STAPLES ADVANTAGE						
2214	PO-151869	05/14/2015	3262709379	1	01-6500-0-4300-102-5770-1120-002-000	NN P	182.00 182.00
2214	PO-151869	05/14/2015	3263489567-CREDIT	1	01-6500-0-4300-102-5770-1120-002-000	NN F	21.68 5.20
				TOTAL PAYMENT AMOUNT	187.20 *		187.20
016283/00	THE COMMUNITY COLLEGE						
2342	PO-151965	05/14/2015	41907	1	01-3010-0-5800-103-1110-1000-003-832	NN F	1,312.63 1,391.25
				TOTAL PAYMENT AMOUNT	1,391.25 *		1,391.25
021307/00	THE LAMPO GROUP INC.						
2479	PO-152081	05/14/2015	5573073	1	01-7405-0-4100-103-1110-1000-003-000	YN F	1,994.26 1,846.54
				TOTAL PAYMENT AMOUNT	1,846.54 *		1,846.54
				TOTAL USE TAX AMOUNT	147.72		
017756/00	TIGER DIRECT INC						
2126	PO-151788	05/14/2015	L14916730102	1	01-0029-0-4300-472-1110-1000-014-000	NN P	289.38 289.38
2126	PO-151788	05/14/2015	L14916730101	1	01-0029-0-4300-472-1110-1000-014-000	NN F	471.91 426.87
				TOTAL PAYMENT AMOUNT	716.25 *		716.25

81 CENTER UNIFIED SCHOOL DIST.
05-14-15

ACCOUNTS PAYABLE PRELIST
BATCH: 0075 05-14-15
FUND : 01 GENERAL FUND

J5425 APY500 H.02.05 05/14/15 PAGE 11
<< Open >>

Vendor/Addr	Remit name	Tax ID num	Deposit type	ABA num	Account num		Liq Amt	Net Amount
Req Reference	Date	Description	FD RESO P OBJE SIT GOAL FUNC RES DEP T9MP					
016626/00	VERHOVETCHI, RUVIM							
2536 PO-152128	05/14/2015	trip524	1 01-0000-0-5600-112-0000-3600-007-000 NN P			21.39	21.39	
TOTAL PAYMENT AMOUNT			21.39 *				21.39	
015018/00	VERHOVETCHI, VEACESLAV							
1935 PO-151628	05/15/2015	TRIP523	1 01-0000-0-5800-112-0000-3600-007-000 NN P			12.42	12.42	
1935 PO-151628	05/14/2015	TRIP562	1 01-0000-0-5800-112-0000-3600-007-000 NN P			20.20	20.20	
1935 PO-151628	05/14/2015	TRIP 569	1 01-0000-0-5800-112-0000-3600-007-000 NN P			15.92	15.92	
1935 PO-151628	05/14/2015	TRIP 401	1 01-0000-0-5800-112-0000-3600-007-000 NN F			14.12	11.39	
TOTAL PAYMENT AMOUNT			59.93 *				59.93	
015191/00	WACHOB, CYNTHIA							
1634 PO-151383	05/14/2015	APRIL MILEAGE	1 01-6500-0-5210-102-5060-2110-002-000 NN F			155.52	183.43	
TOTAL PAYMENT AMOUNT			183.43 *				183.43	
010337/00	WETTELAND, SARA							
2526 PO-152122	05/14/2015	WRISTBANDS	1 01-0000-0-5800-472-1217-1000-014-000 NN F			187.65	187.65	
TOTAL PAYMENT AMOUNT			187.65 *				187.65	
014226/00	WISE, JEFF							
2528 PO-152125	05/14/2015	REIMB	1 01-0000-0-4300-371-1110-1000-012-000 NN F			21.46	21.46	
TOTAL PAYMENT AMOUNT			21.46 *				21.46	
TOTAL FUND PAYMENT			162,427.70 **				162,427.70	
TOTAL USE TAX AMOUNT			188.28					

81 CENTER UNIFIED SCHOOL DIST.
05-14-15

ACCOUNTS PAYABLE PRELIST
BATCH: 0075 05-14-15
FUND : 11 ADULT EDUCATION FUND

J5425 APY500 H.02.05 05/14/15 PAGE 12
<< Open >>

Vendor/Addr	Remit name		Tax ID num	Deposit type	ABA num	Account num			
Req Reference	Date	Description		FD RESO	P OBJE	SIT GOAL	FUNC RES	DEP T9MP	Liq Amt
									Net Amount
020981/00	SAVE MART SUPERMARKETS								
844 PO-150728	05/14/2015	2295958		2	11-0030-0-4300-601-4130-1000-017-098	NN	P		63.75
				TOTAL PAYMENT AMOUNT					63.75
				TOTAL FUND	PAYMENT				63.75

81 CENTER UNIFIED SCHOOL DIST.
05-14-15

ACCOUNTS PAYABLE PRELIST
BATCH: 0075 05-14-15
FUND : 13 CAFETERIA FUND

J5425 APY500 H.02.05 05/14/15 PAGE 13
<< Open >>

Vendor/Addr	Remit name	Tax ID num	Deposit type	ABA num	Account num			
Req Reference	Date	Description	FD RESO P OBJE	SIT GOAL	FUNC RES DEP T9MP	Liq Amt	Net Amount	
019834/00	BERKELEY FARMS INC							
161 PO-150147	05/14/2015	1098018	1	13-5310-0-4700-108-0000-3700-007-000	NN P	7,735.25	7,735.25	
TOTAL PAYMENT AMOUNT						7,735.25 *	7,735.25	
020098/00	BIG TRAY							
164 PO-150150	05/14/2015	768142	1	13-5310-0-4400-108-0000-3700-007-000	NN P	3,088.80	3,088.80	
TOTAL PAYMENT AMOUNT						3,088.80 *	3,088.80	
011205/00	CULTURE SHOCK YOGURT							
176 PO-150160	05/14/2015	2691	1	13-5310-0-4700-108-0000-3700-007-000	NN P	238.00	238.00	
TOTAL PAYMENT AMOUNT						238.00 *	238.00	
011602/00	DANIELSEN CO., THE							
155 PO-150141	05/14/2015	73901	2	13-5310-0-4300-108-0000-3700-007-000	NN P	8.00	8.00	
155 PO-150141	05/14/2015	73901	1	13-5310-0-4700-108-0000-3700-007-000	NN P	1,769.09	1,769.09	
TOTAL PAYMENT AMOUNT						1,777.09 *	1,777.09	
021080/00	GOLD STAR FOODS INC							
159 PO-150145	05/14/2015	1359877	1	13-5310-0-4700-108-0000-3700-007-000	NN P	4,356.22	4,356.22	
TOTAL PAYMENT AMOUNT						4,356.22 *	4,356.22	
022364/00	HEARTLAND SCHOOL SOLUTIONS							
170 PO-150156	05/14/2015	hss0000027442	1	13-5310-0-5300-108-0000-3700-007-000	NN P	446.85	446.85	
TOTAL PAYMENT AMOUNT						446.85 *	446.85	
015730/00	ISITE SOFTWARE							
166 PO-150152	05/14/2015	2015565	1	13-5310-0-5800-108-0000-3700-007-000	NN F	2,010.00	2,766.88	
TOTAL PAYMENT AMOUNT						2,766.88 *	2,766.88	

81 CENTER UNIFIED SCHOOL DIST.
05-14-15

ACCOUNTS PAYABLE PRELIST
BATCH: 0075 05-14-15
FUND : 13 CAFETERIA FUND

J5425 APY500 H.02.05 05/14/15 PAGE 14
<< Open >>

Vendor/Addr	Remit name	Tax ID num	Deposit type	ABA num	Account num			
Req Reference	Date	Description	FD RESO P OBJE SIT GOAL FUNC RES DEP T9MP	Liq Amt	Net Amount			
016279/00	P&R PAPER SUPPLY							
175 PO-150159	05/14/2015	30035659-00	1 13-5310-0-4300-108-0000-3700-007-000 NN P	2,285.46	2,285.46			
TOTAL PAYMENT AMOUNT			2,285.46 *		2,285.46			
017334/00	SEVEN UP BOTTLING CO. OF S.F.							
162 PO-150148	05/14/2015	5190326001	1 13-5310-0-4700-108-0000-3700-007-000 NN P	422.08	422.08			
TOTAL PAYMENT AMOUNT			422.08 *		422.08			
011422/00	SYSCO OF SAN FRANCISCO							
158 PO-150144	05/14/2015	505122327	2 13-5310-0-4300-108-0000-3700-007-000 NN P	585.72	585.72			
158 PO-150144	05/14/2015	505122327	1 13-5310-0-4700-108-0000-3700-007-000 NN P	582.03	582.03			
TOTAL PAYMENT AMOUNT			1,167.75 *		1,167.75			
TOTAL FUND PAYMENT			24,284.38 **		24,284.38			
TOTAL BATCH PAYMENT			186,775.83 ***	0.00	186,775.83			
TOTAL USE TAX AMOUNT			188.28					
TOTAL DISTRICT PAYMENT			186,775.83 ****	0.00	186,775.83			
TOTAL USE TAX AMOUNT			188.28					
TOTAL FOR ALL DISTRICTS:			186,775.83 ****	0.00	186,775.83			
TOTAL USE TAX AMOUNT			188.28					

Number of warrants to be printed: 86, not counting voids due to stub overflows.

Batch status: A All

From batch: 0077

To batch: 0077

Include Revolving Cash: Y

Include Address: N

81 CENTER UNIFIED SCHOOL DIST.

ACCOUNTS PAYABLE PRELIST
BATCH: 0077 05-19-2015
FUND : 01 GENERAL FUNDJ5595 APY500 H.02.05 05/19/15 PAGE 1
<< Open >>

Vendor/Addr	Remit name	Tax ID num	Deposit type	ABA num	Account num		Liq Amt	Net Amount
Req Reference	Date	Description	FD RESO P	OBJE SIT	GOAL FUNC	RES DEP T9MP		

010669/00	ALHAMBRA & SIERRA SPRINGS							
19 PO-150010	05/19/2015	4782453	1	01-8150-0-4300-106-0000-8110-007-000	NN P		37.60	37.60
408 PO-150396	05/19/2014	4780794	1	01-0000-0-4300-103-0000-7200-003-000	NN P		44.46	44.46
408 PO-150396	05/19/2015	4780794	2	01-6500-0-4300-102-5001-2700-002-000	NN P		44.47	44.47
1978 PO-151664	05/19/2015	4781257	1	01-0000-0-4300-112-0000-3600-007-000	NN P		82.43	82.43
2434 PO-152043	05/19/2015	4781839	1	01-0000-0-4300-475-3200-2700-015-000	NN P		18.60	18.60
TOTAL PAYMENT AMOUNT							227.56 *	227.56
018533/00	ATKINSON ANDELSON LOYA RUDD							
2013 PO-151696	05/19/2015	471026	1	01-0000-0-5804-105-0000-7200-005-000	NE P		4,061.04	4,061.04
TOTAL PAYMENT AMOUNT							4,061.04 *	4,061.04
020540/00	CALIFORNIA AMERICAN WATER CO							
25 PO-150015	05/19/2015	1015-210018891530	1	01-0000-0-5540-106-0000-8110-007-000	NN P		200.07	200.07
25 PO-150015	05/19/2015	210019694541	1	01-0000-0-5540-106-0000-8110-007-000	NN P		160.38	160.38
25 PO-150015	05/19/2015	210019695896	1	01-0000-0-5540-106-0000-8110-007-000	NN P		67.73	67.73
25 PO-150015	05/19/2015	210020062960	1	01-0000-0-5540-106-0000-8110-007-000	NN P		1,399.39	1,399.39
25 PO-150015	05/19/2016	210019904293	1	01-0000-0-5540-106-0000-8110-007-000	NN P		991.17	991.17
25 PO-150015	05/19/2015	210019904460	1	01-0000-0-5540-106-0000-8110-007-000	NN P		2,272.14	2,272.14
TOTAL PAYMENT AMOUNT							5,090.88 *	5,090.88
019750/00	CAPITAL PROGRAM MGMT INC							
1897 PO-151596	05/19/2015	#4	2	01-6230-0-5800-106-9623-8500-007-000	NN P		1,839.00	1,839.00
TOTAL PAYMENT AMOUNT							1,839.00 *	1,839.00
020305/00	CDW GOVERNMENT INC.							
2516 PO-152108	05/19/2015	VK69733	1	01-0000-0-4400-120-0000-7110-001-000	NN F		411.53	411.53
TOTAL PAYMENT AMOUNT							411.53 *	411.53
014371/00	CENGAGE LEARNING							
2467 PO-152071	05/19/2015	55070994	1	01-7405-0-4100-103-1110-1000-003-000	NN F		27,760.98	29,981.86
TOTAL PAYMENT AMOUNT							29,981.86 *	29,981.86

81 CENTER UNIFIED SCHOOL DIST.

ACCOUNTS PAYABLE PRELIST
 BATCH: 0077 05-19-2015
 FUND : 01 GENERAL FUND

J5595 APY500 H.02.05 05/19/15 PAGE 2
 << Open >>

Vendor/Addr Req Reference	Remit name Date	Description	Tax ID num	Deposit type	ABA num FD RESO P OBJE SIT GOAL FUNC	Account num RES DEP T9MP	Liq Amt	Net Amount
013928/00	CINTAS LOCATION 622							
2478 PO-152080	05/19/2015	622519408		1	01-0000-0-5800-111-0000-8200-007-000	NN P	148.93	148.93
TOTAL PAYMENT AMOUNT							148.93 *	148.93
015699/00	CLARK SECURITY PRODUCTS							
1168 PO-150997	05/19/2015	22K-093105		1	01-8150-0-4300-106-0000-8110-007-000	NN P	185.03	185.03
TOTAL PAYMENT AMOUNT							185.03 *	185.03
014557/00	COLLEGE OAK TOW & TRANSPORT							
1943 PO-151650	05/19/2015	480183		1	01-0000-0-5800-112-0000-3600-007-000	NN F	275.69	210.60
TOTAL PAYMENT AMOUNT							210.60 *	210.60
015718/00	CUSTOM BENEFIT ADMINISTRATORS							
PV-151083	05/19/2015	MAY 29, 2015			01-0000-0-9552-000-0000-0000-000-000	NN		3,656.30
TOTAL PAYMENT AMOUNT							3,656.30 *	3,656.30
020587/00	ELECTRIC GOLF CAR COMPANY INC							
2513 PO-152105	05/19/2015	6853		1	01-0000-0-4300-112-0000-3600-007-000	NN P	15.07	15.07
TOTAL PAYMENT AMOUNT							15.07 *	15.07
022411/00	ESPORTSONLINE.COM							
1750 PO-151477	05/19/2015	96666876		1	01-0000-0-4300-236-1110-1000-009-000	NN F	397.09	397.08
TOTAL PAYMENT AMOUNT							397.08 *	397.08
010592/00	EWING IRRIGATION PRODUCTS							
945 PO-150814	05/19/2015	1431603-A-1		1	01-0000-0-4300-106-0000-8110-007-000	NN P	440.47	440.47
TOTAL PAYMENT AMOUNT							440.47 *	440.47
011132/00	FEDEX							
304 PO-150261	05/19/2015	5-033-63643		1	01-8150-0-5901-106-0000-8110-007-000	NN P	20.60	20.60
TOTAL PAYMENT AMOUNT							20.60 *	20.60

Vendor/Addr	Remit name	Tax ID num	Deposit type	ABA num	Account num			
Req Reference	Date	Description	FD RESO P	OBJE SIT	GOAL FUNC	RES DEP T9MP	Liq Amt	Net Amount
017002/00	HOME DEPOT CREDIT SERVICES							
2392 PO-152012	05/19/2015	1082612	1	01-8150-0-4300-106-0000-8110-007-000	NN P		53.28	53.28
2392 PO-152012	05/19/2015	583668	1	01-8150-0-4300-106-0000-8110-007-000	NN P		67.48	67.48
2392 PO-152012	05/19/2015	11755	1	01-8150-0-4300-106-0000-8110-007-000	NN P		29.65	29.65
2392 PO-152012	05/19/2015	8574226	1	01-8150-0-4300-106-0000-8110-007-000	NN P		18.20	18.20
2392 PO-152012	05/19/2015	272916	1	01-8150-0-4300-106-0000-8110-007-000	NN P		78.95	78.95
2392 PO-152012	05/19/2015	4010280	1	01-8150-0-4300-106-0000-8110-007-000	NN P		81.92	81.92
2392 PO-152012	05/19/2015	2284935	1	01-8150-0-4300-106-0000-8110-007-000	NN P		54.66	54.66
2537 PO-152130	05/19/2015	4285046	1	01-0029-0-4300-472-0000-8110-007-941	NN P		200.29	200.29
2537 PO-152130	05/19/2015	4011558	1	01-0029-0-4300-472-0000-8110-007-941	NN P		28.16	28.16
				TOTAL PAYMENT AMOUNT		612.59 *		612.59
014507/00	HORIZON DISTRIBUTORS							
52 PO-150084	05/19/2015	2A092251	1	01-0000-0-4300-106-0000-8110-007-000	NN P		70.83	70.83
				TOTAL PAYMENT AMOUNT		70.83 *		70.83
018990/00	INTERSTATE BATTERY SYSTEM							
1385 PO-151181	05/19/2015	655488	1	01-0000-0-4300-112-0000-3600-007-000	NN P		124.72	124.72
				TOTAL PAYMENT AMOUNT		124.72 *		124.72
010726/00	JOHNSTONE SUPPLY OF SACRAMENTO							
905 PO-150776	05/19/2015	27-S2018437.001	1	01-8150-0-4300-106-0000-8110-007-000	NN P		253.40	253.40
				TOTAL PAYMENT AMOUNT		253.40 *		253.40
010355/00	KAISER FOUNDATION HEALTH PLAN							
PV-151081	05/19/2015	JUNE 2015		01-0000-0-9552-000-0000-0000-000-000	NN		158,299.07	158,299.07
				TOTAL PAYMENT AMOUNT		158,299.07 *		158,299.07
010609/00	KELLY MOORE PAINT CO							
2539 PO-152132	05/19/2015	203-00000204478	1	01-0029-0-4300-472-0000-8110-007-941	NN P		340.13	340.13
2539 PO-152132	05/19/2015	233-0000003801	1	01-0029-0-4300-472-0000-8110-007-941	NN F		727.36	727.36
				TOTAL PAYMENT AMOUNT		1,067.49 *		1,067.49

81 CENTER UNIFIED SCHOOL DIST.

ACCOUNTS PAYABLE PRELIST
BATCH: 0077 05-19-2015
FUND : 01 GENERAL FUNDJ5595 APY500 H.02.05 05/19/15 PAGE 4
<< Open >>

Vendor/Addr	Remit name	Tax ID num	Deposit type	ABA num	Account num				
Req Reference	Date	Description	FD RESO	P OBJE	SIT GOAL	FUNC RES	DEP T9MP	Liq Amt	Net Amount
017576/00	OFFICE DEPOT/BUS.SERVICES DIV								
2523	PO-152115	05/19/2015	770458026001	1	01-0000-0-4300-115-0000-7700-007-000	NN	F	120.74	120.74
TOTAL PAYMENT AMOUNT								120.74	120.74
014069/00	PLATT ELECTRIC SUPPLY INC								
2150	PO-151809	05/19/2015	G761021	1	01-8150-0-4300-106-0000-8110-007-000	NN	P	498.82	498.82
2150	PO-151809	05/19/2015	G755474	1	01-8150-0-4300-106-0000-8110-007-000	NN	F	432.05	655.11
TOTAL PAYMENT AMOUNT								1,153.93	1,153.93
021194/00	PRUDENTIAL OVERALL SUPPLY INC								
133	PO-150070	05/19/2015	18021385	1	01-0000-0-5600-112-0000-3600-007-000	NN	P	60.99	60.99
133	PO-150070	05/19/2015	180215046	1	01-0000-0-5600-112-0000-3600-007-000	NN	P	60.99	60.99
TOTAL PAYMENT AMOUNT								121.98	121.98
010627/00	RIVERVIEW INTERNATIONAL TRUCKS								
1716	PO-151449	05/19/2015	228577	1	01-0000-0-5600-112-0000-3600-007-000	NN	P	2,200.80	2,200.80
TOTAL PAYMENT AMOUNT								2,200.80	2,200.80
010552/00	SAC VAL JANITORIAL								
2391	PO-152011	05/19/2015	10135680	1	01-0000-0-9320-000-0000-0000-000-000	NN	P	252.91	252.91
TOTAL PAYMENT AMOUNT								252.91	252.91
016337/00	SAECHOA, MUANG								
2538	PO-152131	05/19/2015	APRIL MILEAGE	1	01-6500-0-5800-102-5770-3600-002-000	NN	F	207.00	207.00
TOTAL PAYMENT AMOUNT								207.00	207.00
010279/00	SARGENT-WELCH LLC								
2174	PO-151839	05/19/2015	8041230377	1	01-0029-0-4300-472-1110-1000-014-000	NN	P	74.40	74.40
2174	PO-151839	05/19/2015	8040908792	1	01-0029-0-4300-472-1110-1000-014-000	NN	F	346.01	328.11
TOTAL PAYMENT AMOUNT								402.51	402.51

Vendor/Addr	Remit name	Tax ID num	Deposit type	ABA num	Account num			
Req Reference	Date	Description	FD RESO P	OBJE SIT	GOAL FUNC	RES DEP	T9MP	Liq Amt Net Amount
010880/00	SCHOLASTIC INC.							
2476 PO-152078	05/19/2015	11031027	1	01-7405-0-4100-103-1110-1000-003-000	NN F	2,703.45		2,703.43
TOTAL PAYMENT AMOUNT				2,703.43 *				2,703.43
016043/00	SHELTONS UNLIMITED MECHANICAL							
2460 PO-152065	05/19/2015	15-15170	1	01-8150-0-5800-106-0000-8110-007-000	NN F	1,737.63		1,737.63
TOTAL PAYMENT AMOUNT				1,737.63 *				1,737.63
010519/00	TIM'S MUSIC							
2178 PO-151829	05/19/2015	192371-	1	01-0000-0-5600-472-1262-1000-014-000	NN F	400.00		141.60
TOTAL PAYMENT AMOUNT				141.60 *				141.60
017909/00	WAYFAIR							
1672 PO-151706	05/19/2015	1841120721	1	01-6500-0-4300-102-5750-1110-002-000	NN F	317.71		317.71
TOTAL PAYMENT AMOUNT				317.71 *				317.71
022221/00	WESTERN HEALTH ADVANTAGE							
PV-151082	05/19/2015	JUNE 2015		01-0000-0-9552-000-0000-0000-000-000	NN			104,525.58
TOTAL PAYMENT AMOUNT				104,525.58 *				104,525.58
010492/00	WOLVERINE SPORTS							
2206 PO-151861	05/19/2015	593304	1	01-0000-0-4300-371-1110-1000-012-000	NN F	176.44		165.15
TOTAL PAYMENT AMOUNT				165.15 *				165.15
TOTAL FUND PAYMENT				321,165.02 **				321,165.02

81 CENTER UNIFIED SCHOOL DIST.

ACCOUNTS PAYABLE PRELIST
BATCH: 0077 05-19-2015
FUND : 09 CHARTER SCHOOLS

J5595 APY500 H.02.05 05/19/15 PAGE 6
<< Open >>

Vendor/Addr	Remit name	Tax ID num	Deposit type	ABA num	Account num			
Req Reference	Date	Description	FD RESO	P OBJE	SIT GOAL	FUNC RES	DEP T9MP	Liq Amt Net Amount

017186/00	HERFF JONES INC.							
2350 PO-151976	05/19/2015	722688	1	09-0700-0-5800-503-0000-2700-018-000	NN	P		95.05 95.05
2350 PO-151976	05/19/2015	721411	1	09-0700-0-5800-503-0000-2700-018-000	NN	F		49.62 50.57
TOTAL PAYMENT AMOUNT							145.62 *	145.62
TOTAL FUND PAYMENT							145.62 **	145.62

33

B1 CENTER UNIFIED SCHOOL DIST.

ACCOUNTS PAYABLE PRELIST
 BATCH: 0077 05-19-2015
 FUND : 13 CAFETERIA FUND

J5595 APY500 H.02.05 05/19/15 PAGE 7
 << Open >>

Vendor/Addr	Remit name	Tax ID num	Deposit type	ABA num	Account num			
Req Reference	Date	Description	FD RESO P OBJE SIT GOAL FUNC RES DEP T9MP	Liq Amt	Net Amount			
011602/00	DANIELSEN CO., THE							
155 PO-150141	05/19/2015	74611	2 13-5310-0-4300-108-0000-3700-007-000 NN P	8.00	8.00			
155 PO-150141	05/19/2015	74611	1 13-5310-0-4700-108-0000-3700-007-000 NN P	2,957.40	2,957.40			
TOTAL PAYMENT AMOUNT				2,965.40 *	2,965.40			
021194/00	PRUDENTIAL OVERALL SUPPLY INC							
163 PO-150149	05/19/2015	180215045	1 13-5310-0-5800-108-0000-3700-007-000 NN P	73.39	73.39			
TOTAL PAYMENT AMOUNT				73.39 *	73.39			
TOTAL FUND PAYMENT				3,038.79 **	3,038.79			
TOTAL BATCH PAYMENT				324,349.43 ***	0.00	324,349.43		
TOTAL DISTRICT PAYMENT				324,349.43 ****	0.00	324,349.43		
TOTAL FOR ALL DISTRICTS:				324,349.43 ****	0.00	324,349.43		

Number of warrants to be printed: 36, not counting voids due to stub overflows.

81 CENTER UNIFIED SCHOOL DIST.
052915 2

ACCOUNTS PAYABLE PRELIST

J5927 APY500 H.02.05 05/28/15 PAGE 0

Batch status: A All

From batch: 0079

To batch: 0079

Include Revolving Cash: Y

Include Address: N

81 CENTER UNIFIED SCHOOL DIST.
052915 2

ACCOUNTS PAYABLE PRELIST
BATCH: 0079 05/29/2015
FUND : 01 GENERAL FUND

J5927 APY500 H.02.05 05/28/15 PAGE 1
<< Open >>

Vendor/Addr	Remit name	Tax ID num	Deposit type	ABA num	Account num	Liq Amt	Net Amount
Req Reference	Date	Description	FD RESO P OBJE SIT GOAL FUNC RES DEP T9MP				
019053/00	A TOUCH OF UNDERSTANDING INC						
2421 PO-152042	05/29/2015	14-15-205	1 01-9601-0-5800-601-1110-1000-017-000 NN F		5,070.00	1,590.00	
TOTAL PAYMENT AMOUNT			1,590.00 *			1,590.00	
017325/00	ACADEMIC TUTORING SERVICE						
2487 PO-152088	05/29/2015	1523	1 01-3010-0-5800-103-1110-1000-003-832 NN F		754.71	754.65	
TOTAL PAYMENT AMOUNT			754.65 *			754.65	
011617/00	AMADOR STAGE LINES						
2588 PO-152172	05/29/2015	57154	1 01-0000-0-5810-472-1110-4000-014-915 NN F		1,351.25	1,351.25	
TOTAL PAYMENT AMOUNT			1,351.25 *			1,351.25	
019769/00	AMERICAN EXPRESS						
2447 PO-152056	05/29/2015	0-03000	1 01-0000-0-4300-101-0000-7150-002-000 NN F		375.00	375.00	
2495 PO-152094	05/29/2015	0-03000	1 01-6500-0-4300-102-5750-1110-002-000 NN F		150.00	150.00	
TOTAL PAYMENT AMOUNT			525.00 *			525.00	
019504/00	B & H PHOTO-VIDEO						
2307 PO-151930	05/29/2015	95149017	1 01-7405-0-4400-236-0000-2420-009-000 NN P		469.75	469.75	
2307 PO-151930	05/29/2015	95782858	1 01-7405-0-4400-236-0000-2420-009-000 NN P		4,499.75	4,499.75	
2307 PO-151930	05/29/2015	96318690	1 01-7405-0-4400-236-0000-2420-009-000 NN F		1,152.21	698.75	
TOTAL PAYMENT AMOUNT			5,668.25 *			5,668.25	
021669/00	BAIONI, RON						
2596 PO-152170	05/29/2015	MILEAGE MAR-MAY	1 01-3010-0-5210-371-0000-2700-012-000 NN F		31.63	31.63	
TOTAL PAYMENT AMOUNT			31.63 *			31.63	
014056/00	BENDER, LINDA						
1923 PO-152171	05/29/2015	REIMB	1 01-3410-0-5210-472-1110-1000-003-000 NN F		105.75	105.75	
1923 PO-152171	05/29/2015	REIMB	4 01-6520-0-5200-472-5770-1110-003-000 NN F		131.31	131.31	
1923 PO-152171	05/29/2015	REIMB	3 01-6520-0-5200-472-5770-1110-003-982 NN F		639.26	639.26	
1923 PO-152171	05/29/2015	REIMB	2 01-6520-0-5210-472-5770-1110-003-000 NN F		37.51	37.51	
TOTAL PAYMENT AMOUNT			913.83 *			913.83	

81 CENTER UNIFIED SCHOOL DIST.
052915 2

ACCOUNTS PAYABLE PRELIST
BATCH: 0079 05/29/2015
FUND : 01 GENERAL FUND

J5927 APY500 H.02.05 05/28/15 PAGE 2
<< Open >>

Vendor/Addr	Remit name	Tax ID num	Deposit type	ABA num	Account num	Liq Amt	Net Amount
Req Reference	Date	Description	FD RESO P OBJE SIT GOAL FUNC RES DEP T9MP				
018984/00	BURNETT, NELLIE						
1364 PO-151161	05/29/2015	REIMB	1 01-0000-0-5800-112-0000-3600-007-000 NN P		6.00	6.00	
			TOTAL PAYMENT AMOUNT	6.00 *		6.00	
013988/00	BUTTES/CENTER STATE PIPE &						
1169 PO-150998	05/29/2015	#008410639.01	1 01-8150-0-4300-106-0000-8110-007-000 NN P		332.56	332.56	
			TOTAL PAYMENT AMOUNT	332.56 *		332.56	
020540/00	CALIFORNIA AMERICAN WATER CO						
25 PO-150015	05/29/2015	1015-210021268303	1 01-0000-0-5540-106-0000-8110-007-000 NN P		190.29	190.29	
25 PO-150015	05/29/2015	1015-210021268822	1 01-0000-0-5540-106-0000-8110-007-000 NN P		1,023.00	1,023.00	
25 PO-150015	05/29/2015	1015-210020037810	1 01-0000-0-5540-106-0000-8110-007-000 NN P		614.07	614.07	
25 PO-150015	05/29/2015	1015-210020037919	1 01-0000-0-5540-106-0000-8110-007-000 NN P		1,244.98	1,244.98	
25 PO-150015	05/29/2015	1015-210021395847	1 01-0000-0-5540-106-0000-8110-007-000 NN P		2,988.95	2,988.95	
25 PO-150015	05/29/2015	1015-210020956980	1 01-0000-0-5540-106-0000-8110-007-000 NN P		2,202.63	2,202.63	
25 PO-150015	05/29/2015	1015-210020957327	1 01-0000-0-5540-106-0000-8110-007-000 NN P		1,391.45	1,391.45	
25 PO-150015	05/29/2015	1015-210020445299	1 01-0000-0-5540-106-0000-8110-007-000 NN P		466.88	466.88	
25 PO-150015	05/29/2015	1015-210019695353	1 01-0000-0-5540-106-0000-8110-007-000 NN P		160.38	160.38	
25 PO-150015	05/29/2015	1015-210021268389	1 01-0000-0-5540-106-0000-8110-007-000 NN P		160.38	160.38	
25 PO-150015	05/29/2015	1015-210019694008	1 01-0000-0-5540-106-0000-8110-007-000 NN P		160.38	160.38	
			TOTAL PAYMENT AMOUNT	10,603.39 *		10,603.39	
010575/00	CAPITOL CLUTCH & BRAKE INC.						
2200 PO-151857	05/29/2015	1357869/1357887	1 01-0000-0-4300-112-0000-3600-007-000 NN P		161.62	161.62	
2200 PO-151857	05/29/2015	1357843	1 01-0000-0-4300-112-0000-3600-007-000 NN P		812.14	812.14	
			TOTAL PAYMENT AMOUNT	973.76 *		973.76	
016082/00	CARMAZZI GLOBAL SOLUTIONS						
2563 PO-152150	05/29/2015	15-14153	1 01-0000-0-5800-103-0000-3160-003-000 NN F		210.00	210.00	
			TOTAL PAYMENT AMOUNT	210.00 *		210.00	
013928/00	CINTAS LOCATION 622						
2548 PO-152141	05/29/2015	622517194	1 01-0000-0-9320-000-0000-0000-000-000 NN F		361.26	361.26	
			TOTAL PAYMENT AMOUNT	361.26 *		361.26	

81 CENTER UNIFIED SCHOOL DIST.
052915 2

ACCOUNTS PAYABLE PRELIST
BATCH: 0079 05/29/2015
FUND : 01 GENERAL FUND

J5927 APY500 H.02.05 05/28/15 PAGE 3
<< Open >>

Vendor/Addr	Remit name	Tax ID num	Deposit type	ABA num	Account num	Liq Amt	Net Amount
Req Reference	Date	Description	FD RESO P	OBJE SIT	GOAL FUNC RES DEP T9MP		

015699/00	CLARK SECURITY PRODUCTS						
1168 PO-150997	05/29/2015	22k-093717	1	01-8150-0-4300-106-0000-8110-007-000	NN P	364.94	364.94
			TOTAL PAYMENT AMOUNT			364.94 *	364.94
010236/00	CREATIVE BUS SALES						
2324 PO-151950	05/29/2015	8010783	1	01-0000-0-5600-112-0000-3600-007-000	NN F	18,753.00	15,151.02
			TOTAL PAYMENT AMOUNT			15,151.02 *	15,151.02
021477/00	CUMMINGS, CATHY						
2568 PO-152157	05/29/2015	reimb	1	01-0000-0-4300-472-1208-1000-014-000	NN F	16.06	16.06
			TOTAL PAYMENT AMOUNT			16.06 *	16.06
018079/00	DAUBENMIRE, TRACIE						
2492 PO-152164	05/29/2015	CASP REGIS	1	01-6500-0-5200-102-5001-3120-002-000	NN F	140.00	140.00
2492 PO-152164	05/29/2015	CASP REGIS	2	01-6512-0-5200-102-5001-2700-002-000	NN F	140.00	140.00
			TOTAL PAYMENT AMOUNT			280.00 *	280.00
018277/00	EASTER SEAL SOCIETY OF CA. INC						
220 PO-150546	05/29/2015	apr-15	1	01-6500-0-5800-102-5750-1180-002-000	NN P	2,100.00	2,100.00
			TOTAL PAYMENT AMOUNT			2,100.00 *	2,100.00
019262/00	ENTERPRISE RENT A CAR						
2560 PO-152148	05/29/2015	5710592	1	01-0000-0-5600-472-1110-4000-014-915	NN P	151.19	151.19
2560 PO-152148	05/29/2015	5710592	1	01-0000-0-5600-472-1110-4000-014-915	NN P	97.19	97.19
2561 PO-152149	05/29/2015	5639747/140SNY	1	01-0000-0-5600-472-1110-4000-014-915	NN P	140.39	140.39
2561 PO-152149	05/29/2015	5710592/11WZYB	1	01-0000-0-5600-472-1110-4000-014-915	NN F	151.19	151.19
2589 PO-152173	05/29/2015	9YGRVI	1	01-0000-0-5600-472-1110-4000-014-915	NN P	140.39	140.39
2589 PO-152173	05/29/2015	9ZNM9P	1	01-0000-0-5600-472-1110-4000-014-915	NN P	151.19	151.19
2589 PO-152173	05/29/2015	10R2Q4	1	01-0000-0-5600-472-1110-4000-014-915	NN F	151.19	151.19
			TOTAL PAYMENT AMOUNT			982.73 *	982.73

81 CENTER UNIFIED SCHOOL DIST.
052915 2

ACCOUNTS PAYABLE PRELIST
BATCH: 0079 05/29/2015
FUND : 01 GENERAL FUND

J5927 APY500 H.02.05 05/28/15 PAGE 4
<< Open >>

Vendor/Addr	Remit name	Tax ID num	Deposit type	ABA num	Account num	Liq Amt	Net Amount
Req Reference	Date	Description	FD RESO P	OBJE SIT	GOAL FUNC RES DEP T9MP		
020534/00	GLUSHKO, NADEZHDA						
2587 PO-152169	05/29/2015	MILEAGE JAN-MAY	1	01-0000-0-5210-103-0000-2110-003-000	NN F	102.35	102.35
TOTAL PAYMENT AMOUNT						102.35 *	102.35
022325/00	GRAEF, EDWARD						
2540 PO-152138	05/29/2015	reimb	1	01-6500-0-4400-102-5001-2700-002-000	NN F	49.99	49.99
TOTAL PAYMENT AMOUNT						49.99 *	49.99
017718/00	GUIDING HANDS INC.						
1855 PO-151567	05/29/2015	2875	1	01-6500-0-5800-102-5750-1180-002-000	NN P	450.00	450.00
1855 PO-151567	05/29/2015	2886	1	01-6500-0-5800-102-5750-1180-002-000	NN P	200.00	200.00
TOTAL PAYMENT AMOUNT						650.00 *	650.00
017747/00	HAMMER, SAMUEL						
2530 PO-152137	05/29/2015	REIMB	1	01-5630-0-5800-601-1220-1000-017-000	NN F	54.86	54.86
TOTAL PAYMENT AMOUNT						54.86 *	54.86
021409/00	HANNIBAL'S CATERING						
2505 PO-152116	05/29/2015	125800	1	01-0000-0-5800-240-0000-2700-011-000	NN F	800.00	800.00
TOTAL PAYMENT AMOUNT						800.00 *	800.00
021775/00	HD SUPPLY FACILITIES MAINT.						
45 PO-150031	05/29/2015	9136645691	1	01-8150-0-4300-106-0000-8110-007-000	NN P	329.43	329.43
45 PO-150031	05/29/2015	9137085216	1	01-8150-0-4300-106-0000-8110-007-000	NN P	91.77	91.77
TOTAL PAYMENT AMOUNT						421.20 *	421.20
020904/00	HIBBERT, NIKKI						
1365 PO-151162	05/29/2015	TRIP 405	1	01-0000-0-5800-112-0000-3600-007-000	NN P	14.10	14.10
1365 PO-151162	05/29/2015	REIMB TRIP 608	1	01-0000-0-5800-112-0000-3600-007-000	NN P	7.69	7.69
TOTAL PAYMENT AMOUNT						21.79 *	21.79

81 CENTER UNIFIED SCHOOL DIST.
052915 2

ACCOUNTS PAYABLE PRELIST
BATCH: 0079 05/29/2015
FUND : 01 GENERAL FUND

J5927 APY500 H.02.05 05/28/15 PAGE 5
<< Open >>

Vendor/Addr	Remit name	Tax ID num	Deposit type	ABA num	Account num	Liq Amt	Net Amount
Req Reference	Date	Description	FD RESO P OBJE SIT GOAL FUNC RES DEP T9MP				
019317/00	JENSEN, CARIN						
2521 PO-152120	05/29/2015	REIMB	1 01-0000-0-4300-240-0000-2700-011-000 NN F		25.00	25.00	
TOTAL PAYMENT AMOUNT			25.00 *			25.00	
021874/00	KIDWELL, TAMBRA						
2591 PO-152175	05/29/2015	REIMB	1 01-0000-0-5210-112-0000-3600-007-000 NN F		21.85	21.85	
TOTAL PAYMENT AMOUNT			21.85 *			21.85	
016756/00	LIDS GOLF						
2296 PO-151939	05/29/2015	664009	1 01-0472-0-5800-472-1801-1000-014-000 NN F		1,464.00	1,404.00	
TOTAL PAYMENT AMOUNT			1,404.00 *			1,404.00	
014389/00	LOMOVA, YELENA						
1456 PO-151241	05/29/2015	TRIP 555	1 01-0000-0-5800-112-0000-3600-007-000 NN P		7.60	7.60	
1456 PO-151241	05/29/2015	REIMB TRIP557	1 01-0000-0-5800-112-0000-3600-007-000 NN P		8.36	8.36	
1456 PO-151241	05/29/2015	TRIP 509	1 01-0000-0-5800-112-0000-3600-007-000 NN P		7.78	7.78	
TOTAL PAYMENT AMOUNT			23.74 *			23.74	
017727/00	MASON L. DONALDSON						
2570 PO-152159	05/29/2015	02	1 01-9472-0-5800-106-9620-8110-007-928 NY P		1,520.00	1,520.00	
TOTAL PAYMENT AMOUNT			1,520.00 *			1,520.00	
019545/00	MICHAEL WRIGHT						
2567 PO-152156	05/29/2015	REIMB	1 01-0000-0-4300-472-1208-1000-014-000 NN F		36.65	36.65	
TOTAL PAYMENT AMOUNT			36.65 *			36.65	
020461/00	MITCHELL, CYNDY						
2590 PO-152174	05/29/2015	TRIP 591	1 01-0000-0-5800-112-0000-3600-007-000 NN P		14.45	14.45	
TOTAL PAYMENT AMOUNT			14.45 *			14.45	

40

81 CENTER UNIFIED SCHOOL DIST.
052915 2

ACCOUNTS PAYABLE PRELIST
BATCH: 0079 05/29/2015
FUND : 01 GENERAL FUND

J5927 APY500 H.02.05 05/28/15 PAGE 7
<< Open >>

Vendor/Addr	Remit name	Tax ID num	Deposit type	ABA num	Account num	Liq Amt	Net Amount
Req Reference	Date	Description	FD RESO P OBJE SIT GOAL FUNC RES DEP T9MP				
018370/00	STANLEY CONVERGENT SECURITY	*	\$				
2551 PO-152144	05/29/2015	12414989	1 01-8150-0-5800-106-0000-8110-007-000 NN F			171.06	171.03
TOTAL PAYMENT AMOUNT						171.03 *	171.03
016283/00	THE COMMUNITY COLLEGE						
2559 PO-152147	05/29/2015	42030	1 01-3010-0-5800-103-1110-1000-003-832 NN P			1,258.75	1,258.75
TOTAL PAYMENT AMOUNT						1,258.75 *	1,258.75
022254/00	VALLEY POWER SYSTEMS INC						
2549 PO-152142	05/29/2015	J 55937	1 01-0000-0-4300-112-0000-3600-007-000 NN F			421.05	421.05
TOTAL PAYMENT AMOUNT						421.05 *	421.05
016626/00	VERHOVETCHI, RUVIM						
2536 PO-152128	05/29/2015	TRIP 525	1 01-0000-0-5600-112-0000-3600-007-000 NN P			16.06	16.06
2536 PO-152128	05/29/2015	TRIP513	1 01-0000-0-5600-112-0000-3600-007-000 NN P			12.62	12.62
2536 PO-152128	05/29/2015	TRIP619	1 01-0000-0-5600-112-0000-3600-007-000 NN P			34.10	34.10
TOTAL PAYMENT AMOUNT						62.78 *	62.78
015018/00	VERHOVETCHI, VEACESLAV						
2598 PO-152177	05/29/2015	TRIP 564	1 01-0000-0-5800-112-0000-3600-007-000 NN P			18.72	18.72
TOTAL PAYMENT AMOUNT						18.72 *	18.72
022348/00	WILSON, SHERRY						
1989 PO-151670	05/29/2015	TRIP 513	1 01-0000-0-5800-112-0000-3600-007-000 NN P			8.12	8.12
TOTAL PAYMENT AMOUNT						8.12 *	8.12
017313/00	XEROX						
419 PO-150364	05/29/2015	230015412	1 01-0000-0-5800-115-9790-8200-007-000 NN P			1,582.21	1,582.21
TOTAL PAYMENT AMOUNT						1,582.21 *	1,582.21
TOTAL FUND PAYMENT						58,553.26 **	58,553.26

J5927 APY500 H.02.05 05/28/15 PAGE 8
 << Open >>

Vendor/Addr	Remit name	Tax ID num	Deposit type	ABA num	Account num						
Req Reference	Date	Description	FD RESO	P OBJE	SIT GOAL	FUNC RES	DEP T9MP	Liq Amt	Net Amount		
021816/00	STAYTON, PATRICIA E.										
2543	PO-152139	05/29/2015	REIMB	1	11-0030-0-4300-601-4130-1000-017-098	NN	F	179.60	179.60		
			TOTAL PAYMENT	AMOUNT				179.60	*		
			TOTAL FUND	PAYMENT				179.60	**		

81 CENTER UNIFIED SCHOOL DIST.
052915 2

ACCOUNTS PAYABLE PRELIST
BATCH: 0079 05/29/2015
FUND : 13 CAFETERIA FUND

J5927 APY500 H.02.05 05/28/15 PAGE 9
<< Open >>

Vendor/Addr	Remit name	Tax ID num	Deposit type	ABA num	Account num	Liq Amt	Net Amount
Req Reference	Date	Description	FD RESO P	OBJE SIT	GOAL FUNC RES DEP T9MP		
021080/00	GOLD STAR FOODS INC						
159 PO-150145	05/29/2015	1368149	1	13-5310-0-4700-108-0000-3700-007-000	NN P	4,637.47	4,637.47
TOTAL PAYMENT AMOUNT						4,637.47 *	4,637.47
016279/00	P&R PAPER SUPPLY						
175 PO-150159	05/29/2015	30037138	1	13-5310-0-4300-108-0000-3700-007-000	NN P	1,999.09	1,999.09
TOTAL PAYMENT AMOUNT						1,999.09 *	1,999.09
021194/00	PRUDENTIAL OVERALL SUPPLY INC						
163 PO-150149	05/29/2015	180215710	1	13-5310-0-5800-108-0000-3700-007-000	NN P	73.39	73.39
TOTAL PAYMENT AMOUNT						73.39 *	73.39
021248/00	SHEPARD, DAWN						
2579 PO-152168	05/29/2016	REIMB	1	13-5310-0-8634-000-0000-0000-000-000	NN F	8.66	8.66
TOTAL PAYMENT AMOUNT						8.66 *	8.66
011422/00	SYSICO OF SAN FRANCISCO						
158 PO-150144	05/29/2015	1658853/505192440	2	13-5310-0-4300-108-0000-3700-007-000	NN P	247.13	247.13
158 PO-150144	05/29/2015	505192440/1658853PU	1	13-5310-0-4700-108-0000-3700-007-000	NN P	436.42	436.42
TOTAL PAYMENT AMOUNT						683.55 *	683.55
TOTAL FUND PAYMENT						7,402.16 **	7,402.16
TOTAL BATCH PAYMENT						66,135.02 ***	66,135.02
TOTAL DISTRICT PAYMENT						66,135.02 ****	66,135.02
TOTAL FOR ALL DISTRICTS:						66,135.02 ****	66,135.02

Number of warrants to be printed: 54, not counting voids due to stub overflows.

*Center Joint Unified School District***AGENDA REQUEST FOR:****Dept./Site:** Superintendent's Office**Action Item** X**To:** Board of Trustees**Information Item** **Date:** June 10, 2015**# Attached Pages** 69**From:** Scott Loehr, Superintendent**Principal/Administrator Initials:** **SUBJECT:** 2015-2016 Local Control and Accountability Plan (LCAP) and Annual Update

Education Code (EC) Section 52062(b)(2) requires that the school district governing board adopt a local control and accountability plan (LCAP) at a public meeting held after, but not on the same day as, the public hearing regarding the LCAP. This was presented at a public hearing on Wednesday, June 3, 2015.

RECOMMENDATION: The CJUSD Board of Trustees approve the 2015-2016 Local Control and Accountability Plan (LCAP) and Annual Update.

Introduction:

LEA: Center Joint Unified School District Contact: Scott Loehr, Superintendent sloehr@centerusd.org (916) 338-6409 LCAP Year:2015-2016

Local Control and Accountability Plan and Annual Update Template

The Local Control and Accountability Plan (LCAP) and Annual Update Template shall be used to provide details regarding local educational agencies' (LEAs) actions and expenditures to support pupil outcomes and overall performance pursuant to Education Code sections 52060, 52066, 47605, 47605.5, and 47606.5. The LCAP and Annual Update Template must be completed by all LEAs each year.

For school districts, pursuant to Education Code section 52060, the LCAP must describe, for the school district and each school within the district, goals and specific actions to achieve those goals for all pupils and each subgroup of pupils identified in Education Code section 52052, including pupils with disabilities, for each of the state priorities and any locally identified priorities.

For county offices of education, pursuant to Education Code section 52066, the LCAP must describe, for each county office of education-operated school and program, goals and specific actions to achieve those goals for all pupils and each subgroup of pupils identified in Education Code section 52052, including pupils with disabilities, who are funded through the county office of education Local Control Funding Formula as identified in Education Code section 2574 (pupils attending juvenile court schools, on probation or parole, or mandatorily expelled) for each of the state priorities and any locally identified priorities. School districts and county offices of education may additionally coordinate and describe in their LCAPs services provided to pupils funded by a school district but attending county-operated schools and programs, including special education programs.

Charter schools, pursuant to Education Code sections 47605, 47605.5, and 47606.5, must describe goals and specific actions to achieve those goals for all pupils and each subgroup of pupils identified in Education Code section 52052, including pupils with disabilities, for each of the state priorities as applicable and any locally identified priorities. For charter schools, the inclusion and description of goals for state priorities in the LCAP may be modified to meet the grade levels served and the nature of the programs provided, including modifications to reflect only the statutory requirements explicitly applicable to charter schools in the Education Code.

The LCAP is intended to be a comprehensive planning tool. Accordingly, in developing goals, specific actions, and expenditures, LEAs should carefully consider how to reflect the services and related expenses for their basic instructional program in relationship to the state priorities. LEAs may reference and describe actions and expenditures in other plans and funded by a variety of other fund sources when detailing goals, actions, and expenditures related to the state and local priorities. LCAPs must be consistent with school plans submitted pursuant to Education Code section 64001. The information contained in the LCAP, or annual update, may be supplemented by information contained in other plans (including the LEA plan pursuant to Section 1112 of Subpart 1 of Part A of Title I of Public Law 107-110) that are incorporated or referenced as relevant in this document.

For each section of the template, LEAs shall comply with instructions and should use the guiding questions as prompts (but not limits) for completing the information as required by statute. Guiding questions do not require separate narrative responses. However, the narrative response and goals and actions should demonstrate each guiding question was considered during the development of the plan. Data referenced in the LCAP must be consistent with the school accountability report card where appropriate. LEAs may resize pages or attach additional pages as necessary to facilitate completion of the LCAP.

State Priorities

The state priorities listed in Education Code sections 52060 and 52066 can be categorized as specified below for planning purposes, however, school districts and county offices of education must address each of the state priorities in their LCAP. Charter schools must address the priorities in Education Code section 52060(d) that apply to the grade levels served, or the nature of the program operated, by the charter school.

A. Conditions of Learning:

***Basic:** degree to which teachers are appropriately assigned pursuant to Education Code section 44258.9, and fully credentialed in the subject areas and for the pupils they are teaching; pupils have access to standards-aligned instructional materials pursuant to Education Code section 60119; and school facilities are maintained in good repair pursuant to Education Code section 17002(d). (Priority 1)*

***Implementation of State Standards:** implementation of academic content and performance standards and English language development standards adopted by the state board for all pupils, including English learners. (Priority 2)*

***Course access:** pupil enrollment in a broad course of study that includes all of the subject areas described in Education Code section 51210 and subdivisions (a) to (i), inclusive, of Section 51220, as applicable. (Priority 7)*

***Expelled pupils (for county offices of education only):** coordination of instruction of expelled pupils pursuant to Education Code section 48926. (Priority 9)*

***Foster youth (for county offices of education only):** coordination of services, including working with the county child welfare agency to share information, responding to the needs of the juvenile court system, and ensuring transfer of health and education records. (Priority 10)*

B. Pupil Outcomes:

Pupil achievement: performance on standardized tests, score on Academic Performance Index, share of pupils that are college and career ready, share of English learners that become English proficient, English learner reclassification rate, share of pupils that pass Advanced Placement exams with 3 or higher, share of pupils determined prepared for college by the Early Assessment Program. (Priority 4)

Other pupil outcomes: pupil outcomes in the subject areas described in Education Code section 51210 and subdivisions (a) to (i), inclusive, of Education Code section 51220, as applicable. (Priority 8)

C. Engagement:

Parental involvement: efforts to seek parent input in decision making at the district and each schoolsite, promotion of parent participation in programs for unduplicated pupils and special need subgroups. (Priority 3)

Pupil engagement: school attendance rates, chronic absenteeism rates, middle school dropout rates, high school dropout rates, high school graduations rates. (Priority 5)

School climate: pupil suspension rates, pupil expulsion rates, other local measures including surveys of pupils, parents and teachers on the sense of safety and school connectedness. (Priority 6)

Section 1: Stakeholder Engagement

Meaningful engagement of parents, pupils, and other stakeholders, including those representing the subgroups identified in Education Code section 52052, is critical to the LCAP and budget process. Education Code sections 52060(g), 52062 and 52063 specify the minimum requirements for school districts; Education Code sections 52066(g), 52068 and 52069 specify the minimum requirements for county offices of education, and Education Code section 47606.5 specifies the minimum requirements for charter schools. In addition, Education Code section 48985 specifies the requirements for translation of documents.

Instructions: Describe the process used to consult with parents, pupils, school personnel, local bargaining units as applicable, and the community and how this consultation contributed to development of the LCAP or annual update. Note that the LEA's goals, actions, services and expenditures related to the state priority of parental involvement are to be described separately in Section 2. In the annual update boxes, describe the stakeholder involvement process for the review, and describe its impact on, the development of the annual update to LCAP goals, actions, services, and expenditures.

Guiding Questions:

- 1) How have applicable stakeholders (e.g., parents and pupils, including parents of unduplicated pupils and unduplicated pupils identified in Education Code section 42238.01; community members; local bargaining units; LEA personnel; county child welfare agencies; county office of education foster youth services programs, court-appointed special advocates, and other foster youth stakeholders; community organizations representing English learners; and others as appropriate) been engaged and involved in developing, reviewing, and supporting implementation of the LCAP?
- 2) How have stakeholders been included in the LEA's process in a timely manner to allow for engagement in the development of the LCAP?
- 3) What information (e.g., quantitative and qualitative data/metrics) was made available to stakeholders related to the state priorities and used by the LEA to inform the LCAP goal setting process? How was the information made available?
- 4) What changes, if any, were made in the LCAP prior to adoption as a result of written comments or other feedback received by the LEA through any of the LEA's engagement processes?
- 5) What specific actions were taken to meet statutory requirements for stakeholder engagement pursuant to Education Code sections 52062, 52068, and 47606.5, including engagement with representatives of parents and guardians of pupils identified in Education Code section 42238.01?
- 6) What specific actions were taken to consult with pupils to meet the requirements 5 CCR 15495(a)?
- 7) How has stakeholder involvement been continued and supported? How has the involvement of these stakeholders supported improved outcomes for pupils, including unduplicated pupils, related to the state priorities?

Involvement Process	Impact on LCAP
<p>District Meetings: Superintendent presents draft LCAP and budget for review and comment to Leadership team and Parent Superintendent Council Leadership Meeting 3/10/15, 4/28/15 Parent Superintendent Council 11/14, 1/15, 3/25/15, 5/11/15</p> <p>District Advisory Groups: Superintendent presents draft LCAP and budget for review and comment to DELAC DELAC 4/23/15</p> <p>Site Meetings: Site Leadership presents draft LCAP and budget for review and comment at site meeting open to all site employees for comment March 2015-May 2015, monthly at sites</p> <p>Union Meetings: Superintendent presents draft LCAP and budget for review and comment to CUTA and CSEA</p>	<p>Stakeholders reviewed timeline for increasing EL positions at elementary level. It is a priority to increase certificated positions at the elementary level. However, budgetary constraints have forced us to push the increase back a year.</p> <p>District identified for Title III Program Improvement. Administration collaborated on a Title III plan to address AMAOs not met. Title III Improvement Plan has been shared with stakeholders and incorporated into LCAP.</p> <p>Parents from the Parent Advisory Council recommended</p>

<p>CUTA 3/12/15, 5/20/15 CSEA 3/25/15, 4/29/15 Coordinator Meetings (Foster Youth, EL Coordinator): 3/9/15, 4/30/15 Students March 2015 High school Leadership students were asked for comments on LCAP draft Survey: January-February 2015 All stakeholders and community members were invited to provide input Draft LCAP Posted online: 5/22/15 All Stakeholders invited to comment Submitted for public hearing: 6/3/15 District holds public hearing to solicit public comments on the LCAP and the budget Submitted for CJUSD Board approval: 6/10/15 CJUSD Board adopts the LCAP and the budget</p>	<p>goal 3 and goal 4 be combined. That idea was shared with other stakeholders and implemented into the writing of 2015-16 LCAP goals.</p> <p>Results of survey indicate that we are on the right track in creating academic and extracurricular opportunities for students. Therefore, the LCAP goals, actions and services will continue to layout the plans for implementation;</p> <p>Realize the placement of the same action under multiple goals in previous LCAP was confusing and counterproductive. As a result, actions and services are listed only once and under the goal that is most appropriate.</p>
<p>District Meetings: Superintendent presents draft LCAP and budget for review and comment to Leadership team and Parent Superintendent Council Leadership Meeting 3/10/15, 4/28/15 Parent Superintendent Council 11/14, 1/15, 3/25/15, 5/11/15 District Advisory Groups: Superintendent presents draft LCAP and budget for review and comment to DELAC DELAC 4/23/15 Site Meetings: Site Leadership presents draft LCAP and budget for review and comment open to all site employees for comment March 2015-May 2015, monthly at sites Union Meetings: Superintendent presents draft LCAP and budget for review and comment to CUTA and CSEA CUTA 3/12/15, 5/20/15 CSEA 3/25/15, 4/29/15 Coordinator Meetings (Foster Youth, EL Coordinator): 3/9/15, 4/30/15 Students March 2015 Superintendent met with high school Leadership students to ask for comments on LCAP draft Survey: January-February 2015 All stakeholders and community members were</p>	<p>Annual Update:</p> <p>In reviewing data collection, district and site admin discovered need to change type of math assessment to gather more authentic data.</p> <p>Data and progress toward goals shared with stakeholders.</p> <p>Need to continue to look at attendance issues and revisit possible solutions in meetings with multiple stakeholders.</p> <p>Union groups satisfied with goals and progress made toward goals.</p>

invited to provide input <u>Draft LCAP Posted online:</u> 5/22/15 All Stakeholders invited to comment <u>Submitted for public hearing:</u> 6/3/15 District holds public hearing to solicit public comments on the LCAP and the budget <u>Submitted for CJUSD Board approval:</u> 6/10/15 CJUSD Board adopts the LCAP and the budget	
--	--

Section 2: Goals, Actions, Expenditures, and Progress Indicators

Instructions:

All LEAs must complete the LCAP and Annual Update Template each year. The LCAP is a three-year plan for the upcoming school year and the two years that follow. In this way, the program and goals contained in the LCAP align with the term of a school district and county office of education budget and multiyear budget projections. The Annual Update section of the template reviews progress made for each stated goal in the school year that is coming to a close, assesses the effectiveness of actions and services provided, and describes the changes made in the LCAP for the next three years that are based on this review and assessment.

Charter schools may adjust the table below to align with the term of the charter school's budget that is submitted to the school's authorizer pursuant to Education Code section 47604.33.

For school districts, Education Code sections 52060 and 52061, for county offices of education, Education Code sections 52066 and 52067, and for charter schools, Education Code section 47606.5 require(s) the LCAP to include a description of the annual goals, for all pupils and each subgroup of pupils, to be achieved for each state priority as defined in 5 CCR 15495(i) and any local priorities; a description of the specific actions an LEA will take to meet the identified goals; a description of the expenditures required to implement the specific actions; and an annual update to include a review of progress towards the goals and describe any changes to the goals.

To facilitate alignment between the LCAP and school plans, the LCAP shall identify and incorporate school-specific goals related to the state and local priorities from the school plans submitted pursuant to Education Code section 64001. Furthermore, the LCAP should be shared with, and input requested from, schoolsite-level advisory groups, as applicable (e.g., schoolsite councils, English Learner Advisory Councils, pupil advisory groups, etc.) to facilitate alignment between school-site and district-level goals and actions. An LEA may incorporate or reference actions described in other plans that are being undertaken to meet the goal.

Using the following instructions and guiding questions, complete a goal table (see below) for each of the LEA's goals. Duplicate and expand the fields as necessary.

Goal: Describe the goal:

When completing the goal tables, include goals for all pupils and specific goals for schoolsites and specific subgroups, including pupils with disabilities, both at the LEA level and, where applicable, at the schoolsite level. The LEA may identify which schoolsites and subgroups have the same goals, and group and describe those goals together. The LEA may also indicate those goals that are not applicable to a specific subgroup or schoolsite.

Related State and/or Local Priorities: Identify the state and/or local priorities addressed by the goal by placing a check mark next to the applicable priority or priorities. The LCAP must include goals that address each of the state priorities, as defined in 5 CCR 15495(i), and any additional local priorities; however, one goal may address multiple priorities.

Identified Need: Describe the need(s) identified by the LEA that this goal addresses, including a description of the supporting data used to identify the need(s).

Schools: Identify the schoolsites to which the goal applies. LEAs may indicate "all" for all schools, specify an individual school or a subset of schools, or specify grade spans (e.g., all high schools or grades K-5).

Applicable Pupil Subgroups: Identify the pupil subgroups as defined in Education Code section 52052 to which the goal applies, or indicate "all" for all pupils.

Expected Annual Measurable Outcomes: For each LCAP year, identify and describe specific expected measurable outcomes for all pupils using, at minimum, the applicable required metrics for the related state priorities. Where applicable, include descriptions of specific expected measurable outcomes for schoolsites and specific subgroups, including pupils with disabilities, both at the LEA level and at the schoolsite level.

The metrics used to describe the expected measurable outcomes may be quantitative or qualitative, although the goal tables must address all required metrics for every state priority in each LCAP year. The required metrics are the specified measures and objectives for each state priority as set forth in Education Code sections 52060(d) and 52066(d). For the pupil engagement priority metrics, LEAs must calculate the rates specified in Education Code sections 52060(d)(5)(B), (C), (D) and (E) as described in the Local Control Accountability Plan and Annual Update Template Appendix, sections (a) through (d).

Actions/Services: For each LCAP year, identify all annual actions to be performed and services provided to meet the described goal. Actions may describe a group of services that are implemented to achieve the identified goal.

Scope of Service: Describe the scope of each action/service by identifying the schoolsites covered. LEAs may indicate “all” for all schools, specify an individual school or a subset of schools, or specify grade spans (e.g., all high schools or grades K-5). If supplemental and concentration funds are used to support the action/service, the LEA must identify if the scope of service is districtwide, schoolwide, countywide, or charterwide.

Pupils to be served within identified scope of service: For each action/service, identify the pupils to be served within the identified scope of service. If the action to be performed or the service to be provided is for all pupils, place a check mark next to “ALL.”

For each action and/or service to be provided above what is being provided for all pupils, place a check mark next to the applicable unduplicated pupil subgroup(s) and/or other pupil subgroup(s) that will benefit from the additional action, and/or will receive the additional service. Identify, as applicable, additional actions and services for unduplicated pupil subgroup(s) as defined in Education Code section 42238.01, pupils redesignated fluent English proficient, and/or pupils subgroup(s) as defined in Education Code section 52052.

Budgeted Expenditures: For each action/service, list and describe budgeted expenditures for each school year to implement these actions, including where those expenditures can be found in the LEA’s budget. The LEA must reference all fund sources for each proposed expenditure. Expenditures must be classified using the California School Accounting Manual as required by Education Code sections 52061, 52067, and 47606.5.

Guiding Questions:

- 1) What are the LEA’s goal(s) to address state priorities related to “Conditions of Learning”?
- 2) What are the LEA’s goal(s) to address state priorities related to “Pupil Outcomes”?
- 3) What are the LEA’s goal(s) to address state priorities related to parent and pupil “Engagement” (e.g., parent involvement, pupil engagement, and school climate)?
- 4) What are the LEA’s goal(s) to address any locally-identified priorities?

- 5) How have the unique needs of individual schoolsites been evaluated to inform the development of meaningful district and/or individual schoolsite goals (e.g., input from site level advisory groups, staff, parents, community, pupils; review of school level plans; in-depth school level data analysis, etc.)?
- 6) What are the unique goals for unduplicated pupils as defined in Education Code sections 42238.01 and subgroups as defined in section 52052 that are different from the LEA's goals for all pupils?
- 7) What are the specific expected measurable outcomes associated with each of the goals annually and over the term of the LCAP?
- 8) What information (e.g., quantitative and qualitative data/metrics) was considered/reviewed to develop goals to address each state or local priority?
- 9) What information was considered/reviewed for individual schoolsites?
- 10) What information was considered/reviewed for subgroups identified in Education Code section 52052?
- 11) What actions/services will be provided to all pupils, to subgroups of pupils identified pursuant to Education Code section 52052, to specific schoolsites, to English learners, to low-income pupils, and/or to foster youth to achieve goals identified in the LCAP?
- 12) How do these actions/services link to identified goals and expected measurable outcomes?
- 13) What expenditures support changes to actions/services as a result of the goal identified? Where can these expenditures be found in the LEA's budget?

GOAL :	GOAL 1: Center JUSD students will be challenged and supported to achieve academic success in a clean, safe environment		Related State and/or Local Priorities: 1 <u>X</u> 2 <u>X</u> 3 <u> </u> 4 <u>X</u> 5 <u>X</u> 6 <u> </u> 7 <u> </u> 8 <u>X</u> COE only: 9 <u> </u> 10 <u> </u> Local : Specify <u> </u>
Identified Need :	To address Basic Services, Pupil Achievement, Pupil Engagement and Other Pupil Outcomes, it is a priority of CJUSD to challenge and support student learning.		
Goal Applies to:	Schools:	ALL	
	Applicable Pupil Subgroups:	Low Income pupils, English Learners, Foster Youth, Redesignated fluent English proficient, Special Education, GATE	
LCAP Year 1: 2015-16			
Expected Annual Measurable Outcomes:	<ul style="list-style-type: none"> Common Core State Standards and ELD standards are being implemented in all CJUSD classrooms a measured by district and site personnel CAASPP metric to be determined using 2014-15 baseline data API calculation suspended, baseline established once reinstated 		

- Increase percentage of EL students meeting English proficiency and annual growth by 4%
- Increase reclassification of EL students to 13%
- <3 students will not graduate as a result of not passing the CAHSEE
- Increase percentage of K-2 students achieving proficiency in ELA by 2%
- Increase percentage of K-2 students achieving proficiency in mathematics by 2%
- Teacher mis-assignment will not exceed 5%
- Provide 100% of students access to standards aligned materials as certified by the CJUSD Board of Trustees
- 100% of schools will pass inspection within 30 days
- Increase students served through ERMHS, increase daily attendance of students served through ERMHS by 1%, increase GPA of students served through ERMHS by 1%

Actions/Services	Scope of Service	Pupils to be served within identified scope of service	Budgeted Expenditures
K-12 teachers will use the California State Standard in ELA, Literacy, ELD, History, Social Studies, Science and Technical Subjects. K-12 Teachers will use the California Common Core State Standards in mathematics.	LEA	<u> X </u> ALL OR: <u> </u> Low Income pupils <u> </u> English Learners <u> </u> Foster Youth <u> </u> Redesignated fluent English proficient <u> </u> Other Subgroups:(Specify) _____	Resource All Obj 1100 \$11,614,672 Obj 3xxx \$1,595,623
Pilot English/Language Arts Common Core and ELD Standards Aligned curriculum	LEA	<u> X </u> ALL OR: <u> </u> Low Income pupils <u> </u> English Learners <u> </u> Foster Youth <u> </u> Redesignated fluent English proficient <u> </u> Other Subgroups:(Specify) _____	Resource 0000 Obj 1130 \$10,000 Obj 3xxx \$1372
K-12 Teachers will access choices of Professional Development to support the implementation of California Common Core State Standards	LEA	<u> X </u> ALL OR: <u> </u> Low Income pupils <u> </u> English Learners <u> </u> Foster Youth <u> </u> Redesignated fluent English proficient <u> </u> Other Subgroups:(Specify) _____	Resource 4035 Obj 5200 (Title II) \$76,172
Provide BTSA support to new teachers	LEA	<u> X </u> ALL OR: <u> </u> Low Income pupils <u> </u> English Learners <u> </u> Foster Youth <u> </u> Redesignated fluent English proficient	Resource 4035 Obj 11xx \$35,000

		<u>Other Subgroups:(Specify)</u>	Obj 3xxx \$4810 Obj 5800 \$5190
District will work closely with site administrators to reduce or eliminate the need for combination classes.	K-6	<u>X</u> ALL OR: <u>Low Income pupils</u> <u>English Learners</u> <u>Foster Youth</u> <u>Redesignated fluent English proficient</u> <u>Other Subgroups:(Specify)</u>	Resource 0000 Obj 1100 \$120,000 Obj 3xxx \$16,486
Center HS will provide support services and classes; Math lab, English lab, credit recovery, Summer School program	9-12	<u>X</u> ALL OR: <u>Low Income pupils</u> <u>English Learners</u> <u>Foster Youth</u> <u>Redesignated fluent English proficient</u> <u>Other Subgroups:(Specify)</u>	Resource 0000 Obj 1100 \$87,638 Obj 3xxx \$12,040
Wilson Riles Middle School will provide support classes; Math Support Class, English Support, PAWS period during the school day and Husky Help after school	7-8 Wilson Riles MS	<u>X</u> ALL OR: <u>Low Income pupils</u> <u>English Learners</u> <u>Foster Youth</u> <u>Redesignated fluent English proficient</u> <u>Other Subgroups:(Specify)</u>	Resource 3010 Obj 1100 \$76,292 Obj 3xxx \$10,480
Oak Hill Elementary will provide after school intervention for grades 1 st -6 th in English/Language Arts 3 rd -6 th in math	1-6 Oak Hill Elem	<u>X</u> ALL OR: <u>Low Income pupils</u> <u>English Learners</u> <u>Foster Youth</u> <u>Redesignated fluent English proficient</u> <u>Other Subgroups:(Specify)</u>	Resource 0000 Obj 1100 \$15,000 Obj 3xxx \$2,060
Spinelli Elementary will provide intervention for grades 1 st -6 th in English/Language Arts and Math. Title I push in and pull out support for grades 1 st -6 th in English/Language Arts and math.	1-6 Spinelli Elem	<u>X</u> ALL OR: <u>Low Income pupils</u> <u>English Learners</u> <u>Foster Youth</u> <u>Redesignated fluent English proficient</u> <u>Other Subgroups:(Specify)</u>	Resource 3010 Obj 1100 \$40,266 Obj 3xxx \$5,531
North Country Elementary will provide morning intervention for grades 1 st -6 th in English/Language Arts. Title I pull-out for grades 1 st -6 th in	1-6 North Country	<u>X</u> ALL OR: <u>Low Income pupils</u> <u>English Learners</u>	Resource 3010 Obj 1100 \$98,607

English/Language Arts	Elem	<input type="checkbox"/> Foster Youth <input type="checkbox"/> Redesignated fluent English proficient <input type="checkbox"/> Other Subgroups:(Specify)_____	Obj 3xxx \$13,550
Dudley will provide morning intervention for grades 2 nd -6 th in English/Language Arts and math.	2-6 Dudley Elem	<input checked="" type="checkbox"/> ALL OR: <input type="checkbox"/> Low Income pupils <input type="checkbox"/> English Learners <input type="checkbox"/> Foster Youth <input type="checkbox"/> Redesignated fluent English proficient <input type="checkbox"/> Other Subgroups:(Specify)_____	Resource 3010 Obj 1100 \$95,820 Obj 3xxx \$13,164
GATE opportunities: <ul style="list-style-type: none"> Wilson Riles Middle School GATE Academy Oak Hill Elementary combo GATE class 4th-5th, after school challenge activities 4th-6th Spinelli: After school challenge activities North Country: GATE challenge activities before and after school Dudley: GATE cluster classes for 4th-5th, after school challenge activities 	LEA 3-8	<input type="checkbox"/> ALL OR: <input type="checkbox"/> Low Income pupils <input type="checkbox"/> English Learners <input type="checkbox"/> Foster Youth <input type="checkbox"/> Redesignated fluent English proficient <input checked="" type="checkbox"/> Other Subgroups:(Specify) <u>GATE</u> _____	Resource 0000 Obj 1100 \$38,000 Obj 3xxx \$5,220
Teacher collaboration: vertical between elementary-middle, horizontal between elementary sites, grade level/dept	LEA	<input checked="" type="checkbox"/> ALL OR: <input type="checkbox"/> Low Income pupils <input type="checkbox"/> English Learners <input type="checkbox"/> Foster Youth <input type="checkbox"/> Redesignated fluent English proficient <input type="checkbox"/> Other Subgroups:(Specify)_____	Built into schedule
Provide instructional classified staff with training opportunities on Common Core State Standards	LEA	<input checked="" type="checkbox"/> ALL OR: <input type="checkbox"/> Low Income pupils <input type="checkbox"/> English Learners <input type="checkbox"/> Foster Youth <input type="checkbox"/> Redesignated fluent English proficient <input type="checkbox"/> Other Subgroups:(Specify)_____	Resource 0000 (subs) Obj 2100 \$5,000 Obj 3xxx \$1,050
Provide academic support and intervention at all sites <ul style="list-style-type: none"> EL Tutorial class at WCR Middle School 	LEA	<input type="checkbox"/> ALL OR: <input type="checkbox"/> Low Income pupils <input checked="" type="checkbox"/> English Learners <input type="checkbox"/> Foster Youth <input type="checkbox"/> Redesignated fluent English proficient	Resource 0740 Obj 1100

and Center High School <ul style="list-style-type: none"> • Long Term EL support class at WCR Middle School and Center High School • Long Term EL Case Manager at each elementary site to provide targeted intervention • Bilingual assistants • EL teacher at CHS to be given extra prep in schedule to track/monitor/support EL students, long term EL students and monitor Redesignated Fluent English Proficient Students 		__ Other Subgroups:(Specify) _____	\$8,000 Obj 3xxx \$1,100 Resource 4203 Obj 1100 \$4,000 Obj 3xxx \$551
Investigate level of staffing support needed at the elementary level to meet needs of EL population	LEA	__ ALL OR: __ Low Income pupils __ X English Learners __ Foster Youth __ Redesignated fluent English proficient __ Other Subgroups:(Specify) _____	N/A
Support transition of EL students from middle to high school with summer school for incoming 9 th grade EL students	8-9	__ ALL OR: __ Low Income pupils __ X English Learners __ Foster Youth __ Redesignated fluent English proficient __ Other Subgroups:(Specify) _____	Resource 0740 Obj 1100 \$4,000 Obj 3xxx \$550
Support long-term EL students with Long Term EL support class at Center High School and Wilson Riles Middle School.	LEA	__ ALL OR: __ Low Income pupils __ X English Learners __ Foster Youth __ Redesignated fluent English proficient __ Other Subgroups:(Specify) _____	Resource 0740 Obj 1100 \$26,390 Obj 3xxx \$3,630
Americorp will provide academic support, mentoring, tutoring and counseling, coordinated by Family Resource Center	LEA	__ ALL OR: X Low Income pupils __ English Learners X Foster Youth __ Redesignated fluent English proficient	Resource 0000 Obj 5800 \$25,000

		<u>Other Subgroups:(Specify)</u> _____	
Family Resource Center will provide clothing and school supplies, consultation services, mental health counseling services and coordinate appropriate services through Americorp, United Way and the Sen\$ibility Program	LEA	<u>ALL</u> OR: <u>X</u> Low Income pupils <u>X</u> English Learners <u>X</u> Foster Youth <u>X</u> Redesignated fluent English proficient <u>Other Subgroups:(Specify)</u> _____	Resource 5630 Obj 1200 \$20,346 Obj 3xxx \$3,172 Resource 5630 Obj 4xxx \$2,250 Obj 5xxx \$1,854
Provide academic support for Special Education Students: study skills classes, instructional assistants	7-12 WCR & CHS	<u>ALL</u> OR: <u>Low Income pupils</u> <u>English Learners</u> <u>Foster Youth</u> <u>Redesignated fluent English proficient</u> <u>X Other Subgroups:(Specify)</u> <u>Special Education</u>	Resource 6500 Obj 2100 \$41,386 Obj 3xxx \$16,140 Obj 1100 \$54,049
School Psychologists, School Counselors, and the Behavior Specialist on the Educationally-related Mental Health Services (ERMHS) Team will provide evidence-based social, emotional, and behavioral interventions to students in individual and group counseling, psychoeducational lessons in classroom settings, and consultation to staff and parents in order to enable students to reach IEP goals and access their educational programs.	K-12	<u>ALL</u> OR: <u>Low Income pupils</u> <u>English Learners</u> <u>Foster Youth</u> <u>Redesignated fluent English proficient</u> <u>X Other Subgroups:(Specify)</u> <u>Special Education</u>	Resource 6512 Obj 1200 \$195,363 Obj 2400 \$6,908 Obj 3xxx \$29,898

Investigate district level administrative need	LEA K-12	<input checked="" type="checkbox"/> ALL OR: <input type="checkbox"/> Low Income pupils <input type="checkbox"/> English Learners <input type="checkbox"/> Foster Youth <input type="checkbox"/> Redesignated fluent English proficient <input type="checkbox"/> Other Subgroups:(Specify) _____	N/A
Investigate elementary administrative need	K-6	<input checked="" type="checkbox"/> ALL OR: <input type="checkbox"/> Low Income pupils <input type="checkbox"/> English Learners <input type="checkbox"/> Foster Youth <input type="checkbox"/> Redesignated fluent English proficient <input type="checkbox"/> Other Subgroups:(Specify) _____	N/A
LCAP Year 2: 2016-17			
Expected Annual Measurable Outcomes:	<ul style="list-style-type: none"> Common Core State Standards and ELD standards and Next Generation Science Standards are being implemented in all CJUSD classrooms a measured by district and site personnel CAASPP metric to be determined using 2014-15 baseline data API calculation suspended, baseline established once reinstated Increase percentage of EL students meeting English proficiency and annual growth by 4% Increase reclassification of EL students to 14% <3 students will not graduate as a result of not passing the CAHSEE Increase percentage of K-2 students achieving proficiency in ELA by 2% Increase percentage of K-2 students achieving proficiency in mathematics by 2% Teacher mis-assignment will not exceed 4% Provide 100% of students access to standards aligned materials as certified by the CJUSD Board of Trustees 100% of schools will pass inspection within 30 days Increase students served through ERMHS, increase daily attendance of students served through ERMHS by 1%, increase GPA of students served through ERMHS by 1% 		
Actions/Services	Scope of Service	Pupils to be served within identified scope of service	Budgeted Expenditures
K-12 teachers will use the California State Standard in ELA, Literacy, ELD, History, Social Studies, Science and Technical Subjects. K-12 Teachers will use the California Common Core State Standards in mathematics.	LEA	<input checked="" type="checkbox"/> ALL OR: <input type="checkbox"/> Low Income pupils <input type="checkbox"/> English Learners <input type="checkbox"/> Foster Youth <input type="checkbox"/> Redesignated fluent English proficient <input type="checkbox"/> Other Subgroups:(Specify) _____	Resource All Obj 1100 \$15,212,715 Obj 3xxx \$2,089,925

Purchase K-12 English/Language Arts Common Core And ELD aligned curriculum	LEA	<input checked="" type="checkbox"/> <u>X</u> ALL OR: <input type="checkbox"/> Low Income pupils <input type="checkbox"/> English Learners <input type="checkbox"/> Foster Youth <input type="checkbox"/> Redesignated fluent English proficient <input type="checkbox"/> Other Subgroups:(Specify)_____	Resource 0000 Obj 4xxx \$400,000
K-12 Teachers will access choices of Professional Development to support the implementation of California Common Core State Standards	LEA	<input checked="" type="checkbox"/> <u>X</u> ALL OR: <input type="checkbox"/> Low Income pupils <input type="checkbox"/> English Learners <input type="checkbox"/> Foster Youth <input type="checkbox"/> Redesignated fluent English proficient <input type="checkbox"/> Other Subgroups:(Specify)_____	Resource 4035 Obj 5xxx \$76,172
Provide BTSA support to new teachers	LEA	<input checked="" type="checkbox"/> <u>X</u> ALL OR: <input type="checkbox"/> Low Income pupils <input type="checkbox"/> English Learners <input type="checkbox"/> Foster Youth <input type="checkbox"/> Redesignated fluent English proficient <input type="checkbox"/> Other Subgroups:(Specify)_____	Resource 4035 Obj 1100 \$35,000 Obj 3xxx \$4,810 Obj 5800 \$5,190
District will work closely with site administrators to reduce or eliminate the need for combination classes.	K-6	<input checked="" type="checkbox"/> <u>X</u> ALL OR: <input type="checkbox"/> Low Income pupils <input type="checkbox"/> English Learners <input type="checkbox"/> Foster Youth <input type="checkbox"/> Redesignated fluent English proficient <input type="checkbox"/> Other Subgroups:(Specify)_____	Resource 0000 Obj 1100 \$120,000 Obj 3xxx \$16,486
Center HS will provide support services and classes; Math lab, English lab, credit recovery, Summer School program	9-12 Center HS	<input checked="" type="checkbox"/> <u>X</u> ALL OR: <input type="checkbox"/> Low Income pupils <input type="checkbox"/> English Learners <input type="checkbox"/> Foster Youth <input type="checkbox"/> Redesignated fluent English proficient <input type="checkbox"/> Other Subgroups:(Specify)_____	Resource 0000 Obj 1100 \$87,638 Obj 3xxx \$12,040
Wilson Riles Middle School will provide support classes; Math Support Class, English Support, PAWS period during the school day and Husky Help after school	7-8 Wilson Riles Middle	<input checked="" type="checkbox"/> <u>X</u> ALL OR: <input type="checkbox"/> Low Income pupils <input type="checkbox"/> English Learners <input type="checkbox"/> Foster Youth <input type="checkbox"/> Redesignated fluent English proficient <input type="checkbox"/> Other Subgroups:(Specify)_____	Resource 3010 Obj 1100 \$76,292 Obj 3xxx

			\$10,480
Oak Hill Elementary will provide after school intervention for grades 1 st -6 th in English/Language Arts 3 rd -6 th in math	1-6 Oak Hill Elem	<input checked="" type="checkbox"/> ALL OR: <input type="checkbox"/> Low Income pupils <input type="checkbox"/> English Learners <input type="checkbox"/> Foster Youth <input type="checkbox"/> Redesignated fluent English proficient <input type="checkbox"/> Other Subgroups:(Specify)_____	Resource 0000 Obj 1100 \$15,000 Obj 3xxx \$2,060
Spinelli Elementary will provide intervention for grades 1 st -6 th in English/Language Arts and Math. Title I push in and pull out support for grades 1 st -6 th in English/Language Arts and math.	1-6 Spinelli Elem	<input checked="" type="checkbox"/> ALL OR: <input type="checkbox"/> Low Income pupils <input type="checkbox"/> English Learners <input type="checkbox"/> Foster Youth <input type="checkbox"/> Redesignated fluent English proficient <input type="checkbox"/> Other Subgroups:(Specify)_____	Resource 3010 Obj 1100 \$40,266 Obj 3xxx \$5,531
North Country Elementary will provide morning intervention for grades 1 st -6 th in English/Language Arts. Title I pull-out for grades 1 st -6 th in English/Language Arts	1-6 North Country Elem	<input checked="" type="checkbox"/> ALL OR: <input type="checkbox"/> Low Income pupils <input type="checkbox"/> English Learners <input type="checkbox"/> Foster Youth <input type="checkbox"/> Redesignated fluent English proficient <input type="checkbox"/> Other Subgroups:(Specify)_____	Resource 3010 Obj 1100 \$98,607 Obj 3xxx \$13,550
Dudley will provide morning intervention for grades 2 nd -6 th in English/Language Arts and math.	2-6 Dudley Elem	<input checked="" type="checkbox"/> ALL OR: <input type="checkbox"/> Low Income pupils <input type="checkbox"/> English Learners <input type="checkbox"/> Foster Youth <input type="checkbox"/> Redesignated fluent English proficient <input type="checkbox"/> Other Subgroups:(Specify)_____	Resource 3010 Obj 1100 \$95,820 Obj 3xxx \$15,370
GATE opportunities: <ul style="list-style-type: none"> Wilson Riles Middle School GATE Academy Oak Hill Elementary combo GATE class 4th-5th, after school challenge activities 4th-6th Spinelli: After school challenge activities North Country: GATE challenge activities before and after school Dudley: GATE cluster classes for 4th-5th, 	LEA 3-8	<input type="checkbox"/> ALL OR: <input type="checkbox"/> Low Income pupils <input type="checkbox"/> English Learners <input type="checkbox"/> Foster Youth <input type="checkbox"/> Redesignated fluent English proficient <input checked="" type="checkbox"/> Other Subgroups:(Specify); <u>GATE</u>	Resource 0000 Obj 1100 \$38,000 Obj 3xxx \$5,220

after school challenge activities			
Teacher collaboration: vertical between elementary-middle, horizontal between elementary sites, grade level/dept	LEA	<input checked="" type="checkbox"/> ALL OR: <input type="checkbox"/> Low Income pupils <input type="checkbox"/> English Learners <input type="checkbox"/> Foster Youth <input type="checkbox"/> Redesignated fluent English proficient <input type="checkbox"/> Other Subgroups:(Specify)_____	N/A
Provide academic support and intervention at all sites <ul style="list-style-type: none"> • Push-in and pull out programs at elementary sites • Morning or after school intervention at elementary sites • EL Tutorial at Wilson Riles Middle and Center High School • Bilingual assistants • Math lab, English lab, credit recovery, Summer School Program at Center High 	LEA	<input checked="" type="checkbox"/> ALL OR: <input type="checkbox"/> Low Income pupils <input type="checkbox"/> English Learners <input type="checkbox"/> Foster Youth <input type="checkbox"/> Redesignated fluent English proficient <input type="checkbox"/> Other Subgroups:(Specify)_____	Resource 0740 Obj 11xx \$395,000 Obj 3xxx \$54,265
Create plan to increase EL staffing at elementary level	LEA	<input type="checkbox"/> ALL OR: <input type="checkbox"/> Low Income pupils <input checked="" type="checkbox"/> English Learners <input type="checkbox"/> Foster Youth <input type="checkbox"/> Redesignated fluent English proficient <input type="checkbox"/> Other Subgroups:(Specify)_____	N/A
Support transition of EL students from middle to high school with summer school for incoming 9 th grade EL students. Support transition of EL students from elementary to middle school with summer school for incoming 7 th graders.		<input type="checkbox"/> ALL OR: <input type="checkbox"/> Low Income pupils <input checked="" type="checkbox"/> English Learners <input type="checkbox"/> Foster Youth <input type="checkbox"/> Redesignated fluent English proficient <input type="checkbox"/> Other Subgroups:(Specify)_____	Resource 0740 Obj 1100 \$10,000 Obj 3xxx \$1,559
Support long-term EL students with Long Term EL support class at Center High School and	7-12	<input type="checkbox"/> ALL OR: <input type="checkbox"/> Low Income pupils <input checked="" type="checkbox"/> English Learners	Resource 0740 Obj 1100

Wilson Riles Middle School. EL teacher at CHS to be given extra prep in schedule to track/monitor/support EL students, long term EL students and monitor Redesignated Fluent English Proficient Students		<input type="checkbox"/> Foster Youth <input checked="" type="checkbox"/> Redesignated fluent English proficient <input type="checkbox"/> Other Subgroups:(Specify)_____	\$42,497 Obj 3xxx \$6,625
Americorp will provide academic support, mentoring, tutoring and counseling, coordinated by Family Resource Center	LEA	<input checked="" type="checkbox"/> ALL OR: <input type="checkbox"/> Low Income pupils <input type="checkbox"/> English Learners <input type="checkbox"/> Foster Youth <input type="checkbox"/> Redesignated fluent English proficient <input type="checkbox"/> Other Subgroups:(Specify)_____	Resource 0000 Obj 5800 \$27,500
Family Resource Center will provide clothing and school supplies, consultation services, mental health counseling services and coordinate appropriate services through Americorp, United Way and the \$en\$ibility Program	LEA	ALL OR: <input checked="" type="checkbox"/> Low Income pupils <input checked="" type="checkbox"/> English Learners <input checked="" type="checkbox"/> Foster Youth <input checked="" type="checkbox"/> Redesignated fluent English proficient <input type="checkbox"/> Other Subgroups:(Specify)_____	Resource 5630 Obj 43xx \$2,250 Obj 5xxx \$1,854 Resource 0740 Obj 12xx \$20,346 Obj 3xxx \$3,172
Provide academic support for Special Education Students: study skills classes, instructional assistants	7-12 WCR & CHS	<input type="checkbox"/> ALL OR: <input type="checkbox"/> Low Income pupils <input type="checkbox"/> English Learners <input type="checkbox"/> Foster Youth <input type="checkbox"/> Redesignated fluent English proficient <input checked="" type="checkbox"/> Other Subgroups:(Specify) <u>Special Education</u>	Resource 6500 Obj 2100 \$41,386 Obj 3xxx \$10,142
School Psychologists, School Counselors, and the Behavior Specialist on the Educationally-related Mental Health Services (ERMHS) Team will provide evidence-based social, emotional,	LEA	<input type="checkbox"/> ALL OR: <input type="checkbox"/> Low Income pupils <input type="checkbox"/> English Learners <input type="checkbox"/> Foster Youth <input type="checkbox"/> Redesignated fluent English proficient <input checked="" type="checkbox"/> Other Subgroups:(Specify) <u>Special Education</u>	Resource 6512 Obj 1200 \$195,363 Obj 2400

and behavioral interventions to students in individual and group counseling, psychoeducational lessons in classroom settings, and consultation to staff and parents in order to enable students to reach IEP goals and access their educational programs.			\$6,908 Obj 3xxx \$32,236
Conduct research, identify and prioritize needs to begin the process for developing a Facilities Master Plan	LEA	<input checked="" type="checkbox"/> ALL OR: __ Low Income pupils __ English Learners __ Foster Youth __ Redesignated fluent English proficient __ Other Subgroups:(Specify)_____	N/A
Implement staffing recommendations for district level administration	LEA K-12	<input checked="" type="checkbox"/> ALL OR: __ Low Income pupils __ English Learners __ Foster Youth __ Redesignated fluent English proficient __ Other Subgroups:(Specify)_____	To Be Determined
Implement staffing recommendations for elementary site administration	K-6	<input checked="" type="checkbox"/> ALL OR: __ Low Income pupils __ English Learners __ Foster Youth __ Redesignated fluent English proficient __ Other Subgroups:(Specify)_____	To Be Determined

LCAP Year 3: 2017-18

Expected Annual Measurable Outcomes:	<ul style="list-style-type: none"> • Common Core State Standards and ELD standards and Next Generation Science Standards are being implemented in all CJUSD classrooms as measured by district and site personnel • CAASPP metric to be determined using 2014-15 baseline data • API calculation suspended, baseline established once reinstated • Increase percentage of EL students meeting English proficiency and annual growth by 4% • Increase reclassification of EL students to 15% • <3 students will not graduate as a result of not passing the CAHSEE • Increase percentage of K-2 students achieving proficiency in ELA by 2% • Increase percentage of K-2 students achieving proficiency in mathematics by 2% • Teacher mis-assignment will not exceed 3% • Provide 100% of students access to standards aligned materials as certified by the CJUSD Board of Trustees • 100% of schools will pass inspection within 30 days
--------------------------------------	--

- Increase students served through ERMHS, increase daily attendance of students served through ERMHS by 1%, increase GPA of students served through ERMHS by 1%

Actions/Services	Scope of Service	Pupils to be served within identified scope of service	Budgeted Expenditures
K-12 teachers will use the California State Standard in ELA, Literacy, ELD, History, Social Studies, Science and Technical Subjects. K-12 Teachers will use the California Common Core State Standards in mathematics.	LEA	<u> X </u> ALL OR: <u> </u> Low Income pupils <u> </u> English Learners <u> </u> Foster Youth <u> </u> Redesignated fluent English proficient <u> </u> Other Subgroups: (Specify) _____	Resource All Obj 11xx \$15,833,337 Obj 3xxx \$2,175,185
Pilot Science Common Core aligned standards	LEA	<u> X </u> ALL OR: <u> </u> Low Income pupils <u> </u> English Learners <u> </u> Foster Youth <u> </u> Redesignated fluent English proficient <u> </u> Other Subgroups: (Specify) _____	Resource 0000 Obj 1100 \$10,000 Obj 3xxx \$1,560
K-12 Teachers will access choices of Professional Development to support the implementation of California Common Core Standards	LEA	<u> X </u> ALL OR: <u> </u> Low Income pupils <u> </u> English Learners <u> </u> Foster Youth <u> </u> Redesignated fluent English proficient <u> </u> Other Subgroups: (Specify) _____	Resource 4035 Obj 5xxx \$76,172
Provide BTSA support to new teachers	LEA	<u> X </u> ALL OR: <u> </u> Low Income pupils <u> </u> English Learners <u> </u> Foster Youth <u> </u> Redesignated fluent English proficient <u> </u> Other Subgroups: (Specify) _____	Resource 4035 Obj 11xx \$35,000 Obj 3xxx \$5,460
District will work closely with site administrators to reduce or eliminate the need for combination classes.	K-6	<u> X </u> ALL OR: <u> </u> Low Income pupils <u> </u> English Learners <u> </u> Foster Youth <u> </u> Redesignated fluent English proficient <u> </u> Other Subgroups: (Specify) _____	Resource 0000 Obj 11xx \$120,000 Obj 3xxx \$18,706

Center HS will provide support classes; Math lab, English lab, credit recovery, Summer School program	9-12	<input checked="" type="checkbox"/> ALL OR: <input type="checkbox"/> Low Income pupils <input type="checkbox"/> English Learners <input type="checkbox"/> Foster Youth <input type="checkbox"/> Redesignated fluent English proficient <input type="checkbox"/> Other Subgroups:(Specify)_____	Resource 0000 Obj 11xx \$87,638 Obj 3xxx \$13,662
Wilson Riles Middle School will provide support classes; Math Support Class, English Support, PAWS period during the school day and Husky Help after school	7-8	<input checked="" type="checkbox"/> ALL OR: <input type="checkbox"/> Low Income pupils <input type="checkbox"/> English Learners <input type="checkbox"/> Foster Youth <input type="checkbox"/> Redesignated fluent English proficient <input type="checkbox"/> Other Subgroups:(Specify)_____	Resource 3010 Obj 11xx \$80,106 Obj 3xxx \$12,487
Oak Hill Elementary will provide after school intervention for grades 1 st -6 th in English/Language Arts 3 rd -6 th in math	1-6 Oak Hill Elem	<input checked="" type="checkbox"/> ALL OR: <input type="checkbox"/> Low Income pupils <input type="checkbox"/> English Learners <input type="checkbox"/> Foster Youth <input type="checkbox"/> Redesignated fluent English proficient <input type="checkbox"/> Other Subgroups:(Specify)_____	Resource 0000 Obj 11xx \$20,000 Obj 3xxx \$3,118
Spinelli Elementary will provide intervention for grades 1 st -6 th in English/Language Arts and Math. Title I push in and pull out support for grades 1 st -6 th in English/Language Arts and math.	1-6 Spinelli Elem	<input checked="" type="checkbox"/> ALL OR: <input type="checkbox"/> Low Income pupils <input type="checkbox"/> English Learners <input type="checkbox"/> Foster Youth <input type="checkbox"/> Redesignated fluent English proficient <input type="checkbox"/> Other Subgroups:(Specify)_____	Resource 3010 Obj 11xx \$42,280 Obj 3xxx \$6,595
North Country Elementary will provide morning intervention for grades 1 st -6 th in English/Language Arts. Title I pull-out for grades 1 st -6 th in English/Language Arts	1-6 North Country Elem	<input checked="" type="checkbox"/> ALL OR: <input type="checkbox"/> Low Income pupils <input type="checkbox"/> English Learners <input type="checkbox"/> Foster Youth <input type="checkbox"/> Redesignated fluent English proficient <input type="checkbox"/> Other Subgroups:(Specify)_____	Resource 3010 Obj 1100 \$103,540 Obj 3xxx \$16,140
Dudley will provide morning intervention for grades 2 nd -6 th in English/Language Arts and math.	2-6 Dudley Elem	<input checked="" type="checkbox"/> ALL OR: <input type="checkbox"/> Low Income pupils <input type="checkbox"/> English Learners <input type="checkbox"/> Foster Youth <input type="checkbox"/> Redesignated fluent English proficient <input type="checkbox"/> Other Subgroups:(Specify)_____	Resource 3010 Obj 11xx \$98,607 Obj 3xxx \$15,370
GATE opportunities: • Wilson Riles Middle School GATE Academy	LEA 3-8	<input type="checkbox"/> ALL OR: <input type="checkbox"/> Low Income pupils <input type="checkbox"/> English Learners	Resource 0000 Obj 11xx \$40,000

<ul style="list-style-type: none"> • Oak Hill Elementary combo GATE class 4th-5th, after school challenge activities 4th-6th • Spinelli: After school challenge activities • North Country: GATE challenge activities before and after school • Dudley: GATE cluster classes for 4th-5th, after school challenge activities 		__ Foster Youth __ Redesignated fluent English proficient <u>X</u> Other Subgroups: <u>GATE</u>	Obj 3xxx \$6,235
Teacher collaboration: vertical between elementary-middle, horizontal between elementary sites, grade level/dept	LEA	<u>X</u> ALL OR: __ Low Income pupils __ English Learners __ Foster Youth __ Redesignated fluent English proficient __ Other Subgroups:(Specify)_____	N/A
Provide academic support and intervention at all sites <ul style="list-style-type: none"> • Push-in and pull out programs at elementary sites • Morning or after school intervention at elementary sites • EL Tutorial at Wilson Riles Middle and Center High School • Bilingual assistants • Math lab, English lab, credit recovery, Summer School Program at Center High 	LEA	<u>X</u> ALL OR: __ Low Income pupils __ English Learners __ Foster Youth __ Redesignated fluent English proficient __ Other Subgroups:(Specify)_____	Resource 0740 Obj 11xx \$395,000 Obj 2xxx \$20,000 Obj 3xxx \$66,414
Implement plan to increase EL staff support at elementary sites.		__ ALL OR: __ Low Income pupils <u>X</u> English Learners __ Foster Youth __ Redesignated fluent English proficient __ Other Subgroups:(Specify)_____	To Be Determined
Support transition of EL students from middle to high school with summer school for incoming 9 th grade EL students.		__ ALL OR: __ Low Income pupils <u>X</u> English Learners __ Foster Youth __ Redesignated fluent English proficient	Resource 0740 Obj 1100 \$10,000

Support transition of EL students from elementary to middle school with summer school for incoming 7 th graders.		<u>Other Subgroups:(Specify)</u>	Obj 3xxx \$1,559
Support long-term EL students with Long Term EL support class at Center High School and Wilson Riles Middle School. EL teacher at CHS to be given extra prep in schedule to track/monitor/support EL students, long term EL students and monitor Redesignated Fluent English Proficient Students	LEA	<u>ALL</u> OR: <u>Low Income pupils</u> <u>X</u> <u>English Learners</u> <u>Foster Youth</u> <u>Redesignated fluent English proficient</u> <u>Other Subgroups:(Specify)</u>	Resource 0740 Obj 1100 \$44,622 Obj 3xxx \$6,960
Americorp will provide academic support, mentoring, tutoring and counseling, coordinated by Family Resource Center	LEA	<u>X</u> <u>ALL</u> OR: <u>Low Income pupils</u> <u>English Learners</u> <u>Foster Youth</u> <u>Redesignated fluent English proficient</u> <u>Other Subgroups:(Specify)</u>	Resource 0000 Obj 5800 \$27,500
Family Resource Center will provide clothing and school supplies, consultation services, mental health counseling services and coordinate appropriate services through Americorp, United Way and the \$en\$ibility Program	LEA	<u>ALL</u> OR: <u>X</u> <u>Low Income pupils</u> <u>X</u> <u>English Learners</u> <u>X</u> <u>Foster Youth</u> <u>X</u> <u>Redesignated fluent English proficient</u> <u>Other Subgroups:(Specify)</u>	Resource 5630 Obj 43xx \$2,250 Obj 5xxx \$1,854 Resource 0740 Obj 12xx \$21,363 Obj 3xxx \$3,330
Provide academic support for Special Education Students: study skills classes, instructional assistants	7-12 WCR & CHS	<u>ALL</u> OR: <u>Low Income pupils</u> <u>English Learners</u> <u>Foster Youth</u> <u>Redesignated fluent English proficient</u> <u>X</u> <u>Other Subgroups:(Specify)</u> <u>Special Education</u>	Resource 6500 Obj 2100 \$41,386 Obj 3xxx

			\$10,680
School Psychologists, School Counselors, and the Behavior Specialist on the Educationally-related Mental Health Services (ERMHS) Team will provide evidence-based social, emotional, and behavioral interventions to students in individual and group counseling, psychoeducational lessons in classroom settings, and consultation to staff and parents in order to enable students to reach IEP goals and access their educational programs.	LEA	<input type="checkbox"/> ALL OR: <input type="checkbox"/> Low Income pupils <input type="checkbox"/> English Learners <input type="checkbox"/> Foster Youth <input type="checkbox"/> Redesignated fluent English proficient <input checked="" type="checkbox"/> Other Subgroups:(Specify) <u>Special Education</u>	Resource 6512 Obj 1200 \$205,131 Obj 2400 \$7,253 Obj 3xxx \$33,848
Develop a Facilities Master Plan	LEA	<input checked="" type="checkbox"/> ALL OR: <input type="checkbox"/> Low Income pupils <input type="checkbox"/> English Learners <input type="checkbox"/> Foster Youth <input type="checkbox"/> Redesignated fluent English proficient <input type="checkbox"/> Other Subgroups:(Specify) _____	To Be Determined

GOAL:	GOAL 2: Center JUSD students will be College & Career Ready		Related State and/or Local Priorities: 1__ 2__ 3__ 4__ 5_ <u>X</u> 6__ 7_ <u>X</u> 8__ COE only: 9__ 10__ Local : Specify _____	
Identified Need :	To prepare students for College & Career, it is a priority of CJUSD to increase CTE opportunities, a-g participating and completion rate, increase AP offerings and AP test passage rate, increase graduation rate.			
Goal Applies to:	Schools:	ALL		
	Applicable Pupil Subgroups:	ALL		
LCAP Year 1: 2015-16				
Expected Annual Measurable Outcomes:	<ul style="list-style-type: none"> • Increase CTE offerings by adding 1 new CTE course or 1 additional section of existing CTE program • Remove barriers to increase a-g completion rate to 24% • Increase AP offerings at CHS by adding 1 section • 62% of students enrolled in AP courses will pass AP exams with a 3 or better • 39% of ELA students and 84% of math students determined prepared for college as measured by the EAP 			
Actions/Services		Scope of Service	Pupils to be served within identified scope of service	Budgeted Expenditures
Increase CTE offerings by adding a new course at Center High School which consists of 2 blocked periods: Geometry in Construction and Construction in Geometry		9-12 CHS	<u>X</u> ALL OR: __ Low Income pupils __ English Learners __ Foster Youth __ Redesignated fluent English proficient __ Other Subgroups:(Specify)_____	Resource 0029 Obj 1100 \$42,568 Obj 3xxx \$6,636
Increase participation and completion of a-g by removing barriers that restrict students from meeting a-g requirements, change graduation requirements and prepare for the transition to an 8 period block		9-12 CHS	<u>X</u> ALL OR: __ Low Income pupils __ English Learners __ Foster Youth __ Redesignated fluent English proficient __ Other Subgroups:(Specify)_____	To Be Determined
Remove barriers and implement new programs		K-8	<u>X</u> ALL	Resource 0000

relative to College & Career opportunities that feed into and support programs at CHS	LEA	OR: __ Low Income pupils __ English Learners __ Foster Youth __ Redesignated fluent English proficient __ Other Subgroups:(Specify) _____	Obj 1100 \$16,106 Obj 3xxx \$2,510
Center HS Intervention Teachers, EL Teachers, Counseling Dept and Administration to provide purposeful and targeted outreach to increase participation in & Course completion of CTE offerings at Center HS	9-12 CHS	__ ALL OR: __ X Low Income pupils __ X English Learners __ X Foster Youth __ X Redesignated fluent English proficient __ Other Subgroups:(Specify) _____	To Be Determined
Provide transitional support to prepare for college & career provides through WorkAbility and Department of Rehabilitation	9-12 CHS	__ ALL OR: __ Low Income pupils __ English Learners __ Foster Youth __ Redesignated fluent English proficient __ X Other Subgroups:(Specify) <u>Special Education</u>	Resource3410 Obj. 2100 \$28,686 Obj 3xxx \$8,884 Resource6520 Obj 2100 \$29,705 Obj 3xxx \$12,068

LCAP Year 2: 2016-17

Expected Annual Measurable Outcomes:	<ul style="list-style-type: none"> • Increase CTE offerings from by adding 1 new CTE course or 1 additional section of existing CTE program • Increase a-g completion rate to 26% by adjusting to 8 period block schedule at high school • Increase AP offerings at CHS by adding 1 section • 63% of students enrolled in AP courses will pass AP exams with a 3 or better • 41% of ELA students and 85% of math students determined prepared for college as measured by the EAP 		
Actions/Services	Scope of Service	Pupils to be served within identified scope of service	Budgeted Expenditures
Increase CTE offerings by adding 1 CTE course or 1 additional section	9-12 CHS MHS	__ X ALL OR: __ Low Income pupils __ English Learners __ Foster Youth __ Redesignated fluent English proficient	Resource 0029 Obj 1100 \$42,568 Obj 3xxx

		<u>__ Other Subgroups:(Specify)_____</u>	\$6,636
Increase participation and completion of a-g by changing high school schedule to 8 period block	9-12 CHS	<u>X ALL</u> OR: <u>__ Low Income pupils __ English Learners</u> <u>__ Foster Youth __ Redesignated fluent English proficient</u> <u>__ Other Subgroups:(Specify)_____</u>	To Be Determined
Increase AP offerings at CHS by 1 section	10-12 CHS	<u>X ALL</u> OR: <u>__ Low Income pupils __ English Learners</u> <u>__ Foster Youth __ Redesignated fluent English proficient</u> <u>__ Other Subgroups:(Specify)_____</u>	Resource 0000 Obj 1100 \$16,106 Obj 3xxx \$2,510
Remove barriers and implement new programs relative College & Career opportunities that feed into and support programs at CHS	7-8 WCR	<u>X ALL</u> OR: <u>__ Low Income pupils __ English Learners</u> <u>__ Foster Youth __ Redesignated fluent English proficient</u> <u>__ Other Subgroups:(Specify)_____</u>	Resource 0000 Obj 1100 \$16,106 Obj 3xxx \$2,510
Center HS Intervention Teachers, EL Teachers, Counseling Dept and Administration to provide purposeful and targeted outreach to increase participation in & Course completion of CTE offerings at Center HS	9-12 CHS	<u>__ ALL</u> OR: <u>X Low Income pupils X English Learners</u> <u>X Foster Youth X Redesignated fluent English proficient</u> <u>__ Other Subgroups:(Specify)_____</u>	To Be Determined
Provide transitional support to prepare for college & career provides through WorkAbility and Department of Rehabilitation	9-12 CHS	<u>__ ALL</u> OR: <u>__ Low Income pupils __ English Learners</u> <u>__ Foster Youth __ Redesignated fluent English proficient</u> <u>X Other Subgroups:(Specify) Special Education</u>	Resource3410 Obj. 2100 \$28,686 Obj 3xxx \$8,884 Resource6520 Obj 2100 \$29,705 Obj 3xxx

\$12,068

LCAP Year 3: 2017-18**Expected Annual
Measurable
Outcomes:**

- Increase CTE offerings by adding 1 new CTE course or 1 additional section of existing CTE program
- Increase a-g completion rate to 28%
- Increase AP offerings at CHS by adding one section
- 64% of students enrolled in AP courses will pass AP exams with a 3 or better
- 43% of ELA students and 86% of math students determined prepared for college as measured by the EAP

Actions/Services	Scope of Service	Pupils to be served within identified scope of service	Budgeted Expenditures
Increase CTE offerings by adding 1 CTE course or 1 additional section	9-12 CHS MHS	<u> X </u> ALL OR: ___ Low Income pupils ___ English Learners ___ Foster Youth ___ Redesignated fluent English proficient ___ Other Subgroups: (Specify) _____	Resource 0029 Obj 1100 \$44,696 Obj 3xxx \$6,967
Increase participation and completion of a-g by continuing to offer an 8 period block	9-12 CHS	<u> X </u> ALL OR: ___ Low Income pupils ___ English Learners ___ Foster Youth ___ Redesignated fluent English proficient ___ Other Subgroups: (Specify) _____	Resource 0000 Obj 1100 \$65,000 Obj 3xxx \$10,133
Increase AP offerings at CHS by 1 section	10-12 CHS	<u> X </u> ALL OR: ___ Low Income pupils ___ English Learners ___ Foster Youth ___ Redesignated fluent English proficient ___ Other Subgroups: (Specify) _____	Resource 0000 Obj 1100 \$16,911 Obj 3xxx \$2,636
Remove barriers and implement new programs relative College & Career opportunities that feed into and support programs at CHS	7-8 WCR	<u> X </u> ALL OR: ___ Low Income pupils ___ English Learners ___ Foster Youth ___ Redesignated fluent English proficient ___ Other Subgroups: (Specify) _____	Resource 0000 Obj 1100 \$16,911 Obj 3xxx \$2,636

Center HS Intervention Teachers, EL Teachers, Counseling Dept and Administration to provide purposeful and targeted outreach to increase participation in & Course completion of CTE offerings at Center HS	9-12 CHS	<input type="checkbox"/> ALL OR: <input checked="" type="checkbox"/> Low Income pupils <input checked="" type="checkbox"/> English Learners <input checked="" type="checkbox"/> Foster Youth <input checked="" type="checkbox"/> Redesignated fluent English proficient <input type="checkbox"/> Other Subgroups:(Specify) _____	To Be Determined
Provide transitional support to prepare for college & career provides through WorkAbility and Department of Rehabilitation	9-12 CHS	<input type="checkbox"/> ALL OR: <input type="checkbox"/> Low Income pupils <input type="checkbox"/> English Learners <input type="checkbox"/> Foster Youth <input type="checkbox"/> Redesignated fluent English proficient <input checked="" type="checkbox"/> Other Subgroups: SPECIAL ED	Resource3410 Obj. 2100 \$28,686 Obj 3xxx \$8,884 Resource6520 Obj 2100 \$29,705 Obj 3xxx \$12,068

GOAL:	GOAL 3: Center JUSD students and families will be engaged and informed regarding the educational process and opportunities		Related State and/or Local Priorities: 1__ 2__ 3__ <u>X</u> 4__ 5__ <u>X</u> 6__ <u>X</u> 7__ 8__ COE only: 9__ 10__ Local : Specify _____	
Identified Need :	To address pupil engagement and school engagement, while improving school climate and increasing family involvement, it is a priority of CJUSD to decrease absence rates and increase the number of students and families actively involved, connected and engaged in a comprehensive school experience through involvement outside the classroom.			
Goal Applies to:	Schools: ALL	Applicable Pupil Subgroups: English Learner, Redesignated fluent English proficient		
LCAP Year 1: 2015-16				
Expected Annual Measurable Outcomes:	<ul style="list-style-type: none"> • Maintain average daily attendance at 95% • Increase district-wide participation in clubs, activities and athletics to 33% • Increase Center HS graduation rate to 95% • Decrease CJUSD chronic absenteeism rates to 30% • Maintain 1% or fewer middle school drop-out rates • Decrease CJUSD High School drop out to 5% • Decrease CJUSD suspension rate to 9% • Decrease CJUSD expulsions to 18 • Maintain that 45% of secondary students feel "very safe" at school (measured by California Healthy Kids Survey and other local measures including surveys of pupils, parents and teachers on the sense of safety and school connectedness) • Maintain 42% of 5th grader students feel "very safe" at school (measured by California Healthy Kids Survey and other local measures including surveys of pupils, parents and teachers on the sense of safety and school connectedness) • All parents including parents of unduplicated groups and special needs students will be solicited to provide input into decision making locally and at the LEA level. • Identify agreed upon ways to measure parental participation and establish baseline 			
Actions/Services	Scope of Service	Pupils to be served within identified scope of service	Budgeted Expenditures	
Revisit and implement committee recommendations to increase daily attendance by implementing committee recommendations and district wide and school wide incentives	LEA	<u>X</u> ALL OR: __ Low Income pupils __ English Learners __ Foster Youth __ Redesignated fluent English proficient __ Other Subgroups:(Specify)_____	To Be Determined	

Eliminate barriers and begin to implement committee recommendations to increase student and staff involvement in extracurricular opportunities	LEA	<input checked="" type="checkbox"/> ALL OR: <input type="checkbox"/> Low Income pupils <input type="checkbox"/> English Learners <input type="checkbox"/> Foster Youth <input type="checkbox"/> Redesignated fluent English proficient <input type="checkbox"/> Other Subgroups:(Specify) _____	To Be Determined
Establish parent education outreach relating to school topics by eliminating barriers and implementing committee recommendations	LEA	<input checked="" type="checkbox"/> ALL OR: <input type="checkbox"/> Low Income pupils <input type="checkbox"/> English Learners <input type="checkbox"/> Foster Youth <input type="checkbox"/> Redesignated fluent English proficient <input type="checkbox"/> Other Subgroups:(Specify) _____	To Be Determined
Continue to discover and utilize new ways to communicate opportunities that will increase participation in school activities and in supporting roles	LEA	<input checked="" type="checkbox"/> ALL OR: <input type="checkbox"/> Low Income pupils <input type="checkbox"/> English Learners <input type="checkbox"/> Foster Youth <input type="checkbox"/> Redesignated fluent English proficient <input type="checkbox"/> Other Subgroups:(Specify) _____	To Be Determined
Eliminate barriers to EL family involvement by conducting early outreach to families of children with TK children, conduct annual needs assessment at DELAC, distribute meeting dates and topics for ELAC and DELAC meetings at beginning of school year	LEA	<input checked="" type="checkbox"/> ALL OR: <input type="checkbox"/> Low Income pupils <input type="checkbox"/> English Learners <input type="checkbox"/> Foster Youth <input type="checkbox"/> Redesignated fluent English proficient <input type="checkbox"/> Other Subgroups:(Specify) _____	To Be Determined
Investigate alternatives to engage more parents	K-6 LEA	<input checked="" type="checkbox"/> ALL OR: <input type="checkbox"/> Low Income pupils <input type="checkbox"/> English Learners <input type="checkbox"/> Foster Youth <input type="checkbox"/> Redesignated fluent English proficient <input type="checkbox"/> Other Subgroups:(Specify) _____	To Be Determined
LCAP Year 2: 2016-17			
Expected Annual Measurable	<ul style="list-style-type: none"> • Maintain average daily attendance at 95% • Increase district-wide participation in clubs, activities and athletics to 35% 		

Outcomes:	<ul style="list-style-type: none">• Increase Center HS graduation rate to 96%• Decrease CJUSD chronic absenteeism rates to 28%• Maintain 1% or fewer middle school drop-out rates• Decrease CJUSD High School drop out to 4%• Decrease CJUSD suspension rate to 8%• Decrease CJUSD expulsions to 16• Increase secondary students who feel "very safe" at school to 47% (measured by California Healthy Kids Survey and other local measures including surveys of pupils, parents and teachers on the sense of safety and school connectedness)• Increase 5th grade students who feel "very safe" at school "all of the time" to 44% (measured by California Healthy Kids Survey and other local measures including surveys of pupils, parents and teachers on the sense of safety and school connectedness)• All parents including parents of unduplicated groups and special needs students will be solicited to provide input into decision making locally and at the LEA level.• Increase parent attendance and participation by 5%		
Actions/Services	Scope of Service	Pupils to be served within identified scope of service	Budgeted Expenditures
Review effectiveness of committee recommendations and plan next steps to increase daily attendance. Review SARB process to engage more stakeholders		<u>X</u> ALL OR: __ Low Income pupils __ English Learners __ Foster Youth __ Redesignated fluent English proficient __ Other Subgroups:(Specify)_____	To Be Determined
Eliminate barriers and continue to implement committee recommendations to increase student and staff involvement in extracurricular opportunities		<u>X</u> ALL OR: __ Low Income pupils __ English Learners __ Foster Youth __ Redesignated fluent English proficient __ Other Subgroups:(Specify)_____	To Be Determined
Establish parent education outreach relating to school topics by eliminating barriers and implementing committee recommendations	LEA	<u>X</u> ALL OR: __ Low Income pupils __ English Learners __ Foster Youth __ Redesignated fluent English proficient __ Other Subgroups:(Specify)_____	To Be Determined
Continue to utilize new ways to communicate opportunities that will increase participation in school activities and in supporting roles		<u>X</u> ALL OR: __ Low Income pupils __ English Learners __ Foster Youth __ Redesignated fluent English proficient __ Other Subgroups:(Specify)_____	To Be Determined

Continue to reach out to EL families with TK children for enrollment in TK program. Continue to conduct annual needs assessment at DELAC. Compile and distribute meeting dates and topics for ELAC and DELAC meetings at beginning of each school year			<input type="checkbox"/> ALL OR: <input type="checkbox"/> Low Income pupils <input type="checkbox"/> English Learners <input type="checkbox"/> Foster Youth <input type="checkbox"/> Redesignated fluent English proficient <input type="checkbox"/> Other Subgroups:(Specify) _____	To Be Determined
Continue to investigate and implement alternatives to engage more parents		K-6 LEA	<input checked="" type="checkbox"/> ALL OR: <input type="checkbox"/> Low Income pupils <input type="checkbox"/> English Learners <input type="checkbox"/> Foster Youth <input type="checkbox"/> Redesignated fluent English proficient <input type="checkbox"/> Other Subgroups:(Specify) _____	To Be Determined
LCAP Year 3: 2017-18				
Expected Annual Measurable Outcomes:	<ul style="list-style-type: none"> • Maintain average daily attendance at 95% • Increase district-wide participation in clubs, activities and athletics to 37% • Increase Center HS graduation rate to 97% • Decrease CJUSD chronic absenteeism rates to 26% • Maintain 1% or fewer middle school drop-out rates • Decrease CJUSD High School drop out to 3% • Decrease CJUSD suspension rate to 7% • Decrease CJUSD expulsions to 14 • Maintain that 47% of secondary students feel "very safe" at school (measured by California Healthy Kids Survey and other local measures including surveys of pupils, parents and teachers on the sense of safety and school connectedness) • Maintain 44% of 5th grader students feel "very safe" at school (measured by California Healthy Kids Survey and other local measures including surveys of pupils, parents and teachers on the sense of safety and school connectedness) • All parents including parents of unduplicated groups and special needs students will be solicited to provide input into decision making locally and at the LEA level. • Increase parent attendance and participation by 5% 			
Actions/Services	Scope of Service	Pupils to be served within identified scope of service		Budgeted Expenditures
Review effectiveness of committee recommendations and plan next steps to increase daily attendance.	LEA	<input checked="" type="checkbox"/> ALL OR: <input type="checkbox"/> Low Income pupils <input type="checkbox"/> English Learners <input type="checkbox"/> Foster Youth <input type="checkbox"/> Redesignated fluent English proficient		To Be Determined

		__ Other Subgroups: (Specify) _____	
Review effectiveness of committee recommendations and plan next steps to increase daily attendance	LEA	<u>X</u> ALL OR: __ Low Income pupils __ English Learners __ Foster Youth __ Redesignated fluent English proficient __ Other Subgroups: (Specify) _____	To Be Determined
Continue to implement identified strategies to increase student and staff involvement in extracurricular opportunities while researching new strategies to increase involvement			To Be Determined
Establish parent education outreach relating to school topics by eliminating barriers and implementing committee recommendations		__ ALL OR: __ Low Income pupils __ English Learners __ Foster Youth __ Redesignated fluent English proficient __ Other Subgroups: (Specify) _____	To Be Determined
Continue to utilize new ways to communicate opportunities that will increase participation in school activities and in supporting roles. Survey families to see how well we are reaching families.	LEA	<u>X</u> ALL OR: __ Low Income pupils __ English Learners __ Foster Youth __ Redesignated fluent English proficient __ Other Subgroups:(Specify) _____	To Be Determined
Continue to reach out to EL families with TK children for enrollment in TK program. Continue to conduct annual needs assessment at DELAC. Compile and distribute meeting dates and topics for ELAC and DELAC meetings at beginning of each school year		__ ALL OR: __ Low Income pupils __X English Learners __ Foster Youth __X Redesignated fluent English proficient __ Other Subgroups:(Specify) _____	To Be Determined
Continue to investigate and implement alternatives to engage more parents	K-6 LEA	<u>X</u> ALL OR:	To Be Determined

Annual Update Instructions: For each goal in the prior year LCAP, review the progress toward the expected annual outcome(s) based on, at a minimum, the required metrics pursuant to Education Code sections 52060 and 52066. The review must include an assessment of the effectiveness of the specific actions. Describe any changes to the actions or goals the LEA will take as a result of the review and assessment. In addition, review the applicability of each goal in the LCAP.

Guiding Questions:

- 1) How have the actions/services addressed the needs of all pupils and did the provisions of those services result in the desired outcomes?
- 2) How have the actions/services addressed the needs of all subgroups of pupils identified pursuant to Education Code section 52052, including, but not limited to, English learners, low-income pupils, and foster youth; and did the provision of those actions/services result in the desired outcomes?
- 3) How have the actions/services addressed the identified needs and goals of specific schoolsites and were these actions/services effective in achieving the desired outcomes?
- 4) What information (e.g., quantitative and qualitative data/metrics) was examined to review progress toward goals in the annual update?
- 5) What progress has been achieved toward the goal and expected measurable outcome(s)? How effective were the actions and services in making progress toward the goal? What changes to goals, actions, services, and expenditures are being made in the LCAP as a result of the review of progress and assessment of the effectiveness of the actions and services?
- 6) What differences are there between budgeted expenditures and estimated actual annual expenditures? What were the reasons for any differences?

Complete a copy of this table for each of the LEA's goals in the prior year LCAP. Duplicate and expand the fields as necessary.

Original GOAL from prior year LCAP:	GOAL 1: Center JUSD Students will be challenged and supported to achieve academic success in a clean, safe environment		Related State and/or Local Priorities: 1 <u>X</u> 2 <u>X</u> 3 <u> </u> 4 <u>X</u> 5 <u>X</u> 6 <u> </u> 7 <u> </u> 8 <u>X</u> COE only: 9 <u> </u> 10 <u> </u> Local : Specify <u> </u>	
Goal Applies to:	Schools: <u>ALL</u> Applicable Pupil Subgroups: <u>ALL</u>			
Expected Annual Measurable Outcomes:	A) Common Core State Standards is being implemented in all CJUSD Classrooms as measured by district and site personnel B) Establish math and ELA proficiency baselines as measure by CAASPP C) API Calculation Suspended – Baseline established once reinstated D) Increase percentage EL students meeting English proficiency and annual growth by 4% E) Increase reclassification of EL students to 12% F) <3 students will not graduate as a result of not passing the CAHSEE G Develop a baseline for students achieving ELA proficiency Implement protocol for gathering data on CJUSD K-2 local assessments.		Actual Annual Measurable Outcomes:	A) Common Core State Standards is being implemented in all CJUSD Classrooms as measured by district and site personnel B) TBD, data released Aug C) TBD, API Calculation Suspended D) TBD, data released July E) TBD, data released September F) 2 students did not graduate in 2015 as a result of not passing the CAHSEE. Both are students at McClellan High School. G) K-2 ELA baseline established. <u>FLUENCY</u> <i>Kindergarten</i> 28% can correctly identify 10 high frequency words <i>1st grade</i> 75% are reading at a fluent rate of 60 WPM or greater <i>2nd Grade</i> 77% are reading at a fluent rate of 95 WPM or greater <u>WRITING at grade level</u> <i>Kindergarten</i>

			<p>Focus: 61%</p> <p>Organization: 53%</p> <p>Grammar & Usage: 46%</p> <p>Capitalization, Punctuation, Spelling: 48%</p> <p><i>1st grade</i></p> <p>Focus: 65%</p> <p>Organization: 62%</p> <p>Support: 60%</p> <p>Grammar & Usage: 57%</p> <p>Capitalization, Punctuation, Spelling: 50%</p> <p><i>2nd grade</i></p> <p>Focus: 53%</p> <p>Organization 55%</p> <p>Support 44%</p> <p>Grammar & Usage 42%</p> <p>Capitalization, Punctuation, Spelling: 39%</p> <p>H) K-2 Math baseline established. 11% of kindergarteners have an understanding of basic facts within 5 14% of 1st graders have an understanding of basic facts within 10 6% of 2nd graders have an understanding of basic facts within 20</p> <p>I) 2014-15 Teacher misassignment: 7 misassigned out of 130, .03% misassignment rate</p> <p>J) 2014-15: no Williams findings, 100% of students have access to standards aligned materials</p> <p>K) 100% of schools passed 2014-15 inspection</p>
	<p>H) Develop a baseline for students achieving mathematics proficiency</p> <p>I) Teacher misassignment will not exceed 6%</p> <p>J) Provide 100% of students access to standards aligned materials. As certified by the CJUSD Board of Trustees each year</p> <p>K) 100% of schools will pass inspection within 30 days</p>		

LCAP Year: 2014-15			
Planned Actions/Services		Actual Actions/Services	
	Budgeted Expenditures		Estimated Actual Annual Expenditures
K-12 teachers will use the California State Standards in ELA, Literacy, History, Social Studies, Science and Technical Subjects. K-12 teachers will use the California Common Core State Standards in mathematics.	Resource 0000 Object 1100 \$ \$9,766,528 Object 3xxx \$1,098,346	Partial implementation of ELA and mathematical Common Core State Standards	Resource 0000 Obj 1100 \$9,099,457 Obj 3xxx \$1,250,083
Scope of service:	LEA	Scope of service:	LEA
<u>X</u> ALL		<u>X</u> ALL	
OR: __Low Income pupils __English Learners __Foster Youth __Redesignated fluent English proficient __Other Subgroups:(Specify)_____		OR: __Low Income pupils __English Learners __Foster Youth __Redesignated fluent English proficient __Other Subgroups:(Specify)_____	
Provide Common Core State Standards aligned adopted materials. Purchase K-12 math curriculum Common Core by the end of 2013/14	Resource 7405 Object 4100 \$450,000	Purchased K-12 SBE Adopted Math Curriculum	Resource 7405 Obj 4100 \$422,628

<div>Scope of service:</div> <div>LEA</div> <div><input checked="" type="checkbox"/> ALL</div> <div>OR:</div> <div> <input type="checkbox"/> Low Income pupils <input type="checkbox"/> English Learners <input type="checkbox"/> Foster Youth <input type="checkbox"/> Redesignated fluent English proficient <input type="checkbox"/> Other Subgroups:(Specify)_____ </div>		<div>Scope of service:</div> <div>LEA</div> <div><input type="checkbox"/> ALL</div> <div>OR:</div> <div> <input type="checkbox"/> Low Income pupils <input type="checkbox"/> English Learners <input type="checkbox"/> Foster Youth <input type="checkbox"/> Redesignated fluent English proficient <input type="checkbox"/> Other Subgroups:(Specify)_____ </div>	
Train instructional staff on Common Core State Standards aligned curriculum and instructional strategies. K-12 Teachers will access choices of Professional Development to support the implementation of California Common Core State Standards	Resource 0000 Object 1100 \$100,000	K-12 teachers participated in Common Core State Standards aligned math adoption training and a variety of ELA trainings.	Resource 0000 Obj 1100 \$56,987 Obj 3xxx \$6,774 Obj 5200 \$38,822
<div>Scope of service: LEA</div> <div><input checked="" type="checkbox"/> ALL</div> <div>OR:</div> <div> <input type="checkbox"/> Low Income pupils <input type="checkbox"/> English Learners <input type="checkbox"/> Foster Youth <input type="checkbox"/> Redesignated fluent English proficient <input type="checkbox"/> Other Subgroups:(Specify)_____ </div>		<div>Scope of service: LEA</div> <div><input type="checkbox"/> ALL</div> <div>OR:</div> <div> <input type="checkbox"/> Low Income pupils <input type="checkbox"/> English Learners <input type="checkbox"/> Foster Youth <input type="checkbox"/> Redesignated fluent English proficient <input type="checkbox"/> Other Subgroups:(Specify)_____ </div>	
Provide BTSA support to new teachers	N/A	13 CJUSD teachers were supported through BTSA for the 2014-15 school year	N/A
<div>Scope of service: LEA</div> <div><input checked="" type="checkbox"/> ALL</div> <div>OR:</div> <div> <input type="checkbox"/> Low Income pupils <input type="checkbox"/> English Learners <input type="checkbox"/> Foster Youth <input type="checkbox"/> Redesignated fluent English proficient </div>		<div>Scope of service:</div> <div><input checked="" type="checkbox"/> ALL</div> <div>OR:</div> <div> <input type="checkbox"/> Low Income pupils <input type="checkbox"/> English Learners <input type="checkbox"/> Foster Youth <input type="checkbox"/> Redesignated fluent English proficient </div>	

__ Other Subgroups:(Specify) _____ _____		__ Other Subgroups:(Specify) _____ _____	
Center HS will provide support Classes; math lab, English lab, credit recovery, Summer School program		LCFF Resource 0000 Object 1100 Object 5800 \$35,600	Center HS offered the following support classes: <ul style="list-style-type: none"> • 4 sections of Math Lab, serving 62 students • 1 section Foundations of English, serving 14 students • 4 sections of the CARE program, serving 22 students The original budget was based on fewer sections that the budget allowed.
			Resource0000 Obj 1100 \$78,038 Obj 3xxx \$9,350 Obj 5800 \$8,000
Scope of service: 9-12 CENTER HIGH		Scope of service: 9-12 CENTER HIGH	
X_ALL		X_ALL	
OR: __ Low Income pupils __ English Learners __ Foster Youth __ Redesignated fluent English proficient __ Other Subgroups:(Specify) _____		OR: __ Low Income pupils __ English Learners __ Foster Youth __ Redesignated fluent English proficient __ Other Subgroups:(Specify) _____	
Wilson Riles Middle School will provide support classes: Math Support Class, English Support Class, PAWS period during the school day and Husky Help after school		Title I Resource 3010 Object 1100 Object 1199 Object 3xxx \$115,252	3 sections of English support (2 for 7th and 1 for 8th), serving 46 students 3 sections of Math support (1 for 7th and 2 for 8th) serving 52 students PAWS period offered Tuesday-Friday. 20 minute period to remediate or make-up work Husky Help offered after school 3 times per week, with support in English, math, science, social science and RSP. Average daily attendance: 40 students
			Resource3010 Obj 11xx \$83,427 Obj 3xxx \$9,920
Scope of service: 7-8 RILES MIDDLE		Scope of service: 7-8 RILES MIDDLE	
X_ALL		X_ALL	
OR:		OR:	

<input type="checkbox"/> Low Income pupils <input type="checkbox"/> English Learners <input type="checkbox"/> Foster Youth <input type="checkbox"/> Redesignated fluent English proficient <input type="checkbox"/> Other Subgroups:(Specify)_____		<input type="checkbox"/> Low Income pupils <input type="checkbox"/> English Learners <input type="checkbox"/> Foster Youth <input type="checkbox"/> Redesignated fluent English proficient <input type="checkbox"/> Other Subgroups:(Specify)_____	
Oak Hill Elementary will provide after school intervention for grades 1 st -6 th in English/Language Arts and 3 rd -6 th in math	LCFF Resource 0000 Object 1199 Object 3xxx \$16,689	Afterschool intervention provided 2 times per week for 1 hour each session. 115 students participated.	Resource 0000 Obj 11xx \$19,338 Obj 3xxx \$2,299
Scope of service: 1-6 OAK HILL ELEMENTARY <input checked="" type="checkbox"/> ALL		Scope of service: 1-6 OAK HILL ELEMENTARY <input checked="" type="checkbox"/> ALL	Scope of service:
OR: <input type="checkbox"/> Low Income pupils <input type="checkbox"/> English Learners <input type="checkbox"/> Foster Youth <input type="checkbox"/> Redesignated fluent English proficient <input type="checkbox"/> Other Subgroups:(Specify)_____		OR: <input type="checkbox"/> Low Income pupils <input type="checkbox"/> English Learners <input type="checkbox"/> Foster Youth <input type="checkbox"/> Redesignated fluent English proficient <input type="checkbox"/> Other Subgroups:(Specify)_____	
Spinelli Elementary will provide morning intervention for grades 1 st -6 th in English/Language Arts and Math. Title I push in and pull out support for grades 1 st -6 th in English/Language Arts and math.	Title I Resource 3010 Object 1100 Object 3xxx \$46,000	Morning Intervention provided Monday through Friday, in 50 minute sessions, serving 16 students. An additional 5 students are served in daily morning intervention for 30 minutes. Title I is offered daily through push-in and pull-out model. <ul style="list-style-type: none"> • 46 students are supported daily, 75 minute sessions. • 10 students supported daily, 30 minute sessions • 19 students supported daily, 10-15 minute sessions 	Resource 3010 Obj 11xx \$36,517 Obj 3xxx \$4,345
Scope of service: 1-6 SPINELLI ELEMENTARY <input checked="" type="checkbox"/> ALL		Scope of service: 1-6 SPINELLI ELEMENTARY <input checked="" type="checkbox"/> ALL	
OR: <input type="checkbox"/> Low Income pupils <input type="checkbox"/> English Learners <input type="checkbox"/> Foster Youth <input type="checkbox"/> Redesignated fluent English proficient		OR: <input type="checkbox"/> Low Income pupils <input type="checkbox"/> English Learners <input type="checkbox"/> Foster Youth <input type="checkbox"/> Redesignated fluent English proficient	

__Other Subgroups:(Specify)_____ _____		__Other Subgroups:(Specify)_____ _____	
North Country will provide morning intervention for grades 1 st -6 th in English/Language Arts and Title I pull out for grades 1 st -6 th in English/Language Arts.		Title I Resource 3010 Object 1100 Object 3xxx \$127,815	Morning intervention is offered 3 times per week, serving 60 students Title I pull-out if offered 4 times per week, serving 135 students
Scope of service:	2-6 NORTH COUNTRY ELEM	Scope of service:	2-6 NORTH COUNTRY ELEM
<input checked="" type="checkbox"/> ALL OR: __Low Income pupils __English Learners __Foster Youth __Redesignated fluent English proficient __Other Subgroups:(Specify)_____ _____		<input checked="" type="checkbox"/> ALL OR: __Low Income pupils __English Learners __Foster Youth __Redesignated fluent English proficient __Other Subgroups:(Specify)_____ _____	
Dudley will provide morning intervention for grades 2 nd -6 th in English/Language Arts and math, and Title I pull out for grades 1 st -6 th in English/Language Arts and math.		Title I Resource 3010 Object 1100 Object 3xxx \$103,830	Title I pull-out provided strictly reading support to allow the teachers to fully implement the new math program. Title I pull-out is provided 5 days week for 30 minutes, serving 92 students Morning intervention <ul style="list-style-type: none"> grades 2 and 3 meet 4 days/week for 40 minutes serving 6-10 students. No intervention for 4th. Two 5th grade teachers offer after school help on Thursdays for 70 minutes with 6-12 students. 6th meets 5 days/week for 30 minutes with 6-12 students.
Scope of service: K-6 DUDLEY ELEMENTARY		Scope of service: K-6 DUDLEY ELEMENTARY	
<input checked="" type="checkbox"/> ALL OR: __Low Income pupils __English Learners		<input checked="" type="checkbox"/> ALL OR: __Low Income pupils __English Learners	

__ Foster Youth __ Redesignated fluent English proficient __ Other Subgroups:(Specify)_____		__ Foster Youth __ Redesignated fluent English proficient __ Other Subgroups:(Specify)_____	
GATE opportunities <ul style="list-style-type: none"> • Wilson Riles Middle School Academy • Oak Hill Elem combo GATE class 4th-5th, after school challenge activities 4th-6th • Spinelli: after school challenge activities • North Country: GATE challenge activities before and after school • Dudley: combo GATE Academy for 4th-5th 		LCFF Resource 0036 Object 1198 Object 3xxx Object 4300 Object 4400 Object 5200 \$30,000	Students Served Dudley Elementary: 17 North Country Elementary: 10 Oak Hill Elementary: 31 Spinelli Elementary: 15 Riles Middle School: 62
			Resource 0000 Obj 11xx \$11,510 Obj 3xxx \$1,368 Obj 4xxx \$1,251 Obj 5xxx \$1,895
Scope of service: 3-8 LEA		Scope of service: 3-8 LEA	
__X__ ALL		__X__ ALL	
OR: __ Low Income pupils __ English Learners __ Foster Youth __ Redesignated fluent English proficient __ Other Subgroups:(Specify) __GATE__		OR: __ Low Income pupils __ English Learners __ Foster Youth __ Redesignated fluent English proficient __ Other Subgroups:(Specify) __GATE__	
Teacher collaboration: vertical between elementary middle and middle-high, horizontal between elementary sites, grade level/dept		Modify end times at elementary sites for K-12 early release \$0	Horizontal Collaboration: Early Out Mondays at all 4 elementary sites, WCR Middle School and Center High School for grade level and department collaboration Vertical Collaboration: Math collaboration meetings between 6 th grade teachers and middle school math teachers. Math collaboration meetings between middle school math teachers and high school math teachers.
Scope of service: LEA		Scope of service: LEA	
__X__ ALL		__X__ ALL	
OR:		OR:	

__ Low Income pupils __ English Learners __ Foster Youth __ Redesignated fluent English proficient __ Other Subgroups:(Specify)_____		__ Low Income pupils __ English Learners __ Foster Youth __ Redesignated fluent English proficient __ Other Subgroups:(Specify)_____	
Provide academic support for Special Education students: study skills classes, instructional assistants		WCR Middle School offers 3 sections of Learning Center and Center HS offers 6 sections of Study Skills. Both courses are designed to provide academic support to special education students. LEA added 4 full-time Instructional Assistants, 1 part-time Instructional Assistant and increased hours on one existing Instructional Assistant position to increase support of special education students.	
Resource 3310 Obj 2100 Obj 3xxx \$96,771 Resource 6520 Obj 1xxx Obj 2xxx Obj 3xxx \$100,450		Resource 3310 Obj 2100 Obj 3xxx \$96,771 Resource 6520 Obj 1xxx Obj 2xxx Obj 3xxx \$100,450 Resource 3310 Obj 2100 \$110,640 Obj 3xxx \$23,211	
Scope of service: 7-12 WCR & CHS		Scope of service: 7-12 WCR & CHS	
__ALL		__ALL	
OR: __ Low Income pupils __ English Learners __ Foster Youth __ Redesignated fluent English proficient <u>X</u> Other Subgroups: <u>Special Education Students</u>		OR: __ Low Income pupils __ English Learners __ Foster Youth __ Redesignated fluent English proficient <u>X</u> Other Subgroups: <u>Special Education Students</u>	
Provide academic support and intervention at all sites <ul style="list-style-type: none"> • Push-In and pull-out programs at elementary sites • Morning or after school intervention at 		Intervention provided at all 4 elementary schools, Riles Middle School and Center High School. Specifics detailed above and listed under school sites. Center High offers 1 section of EL Tutorial	
Supplemental/ Concentration Resource 0740 Object 1xxx Object 2xxx Object 3xxx		Resource 0740 Obj 11xx \$331,480 Obj 2xxx \$114,225 Obj 3xxx	

elementary sites <ul style="list-style-type: none"> • EL Tutorial at Wilson Riles Middle and Center High School • Bilingual Assistants • Math lab, English lab, credit recovery, summer school at Center High School 	\$451,077	Riles Middle School offers 1 section of EL Tutorial 6 Bilingual Assistants provide support to EL students at elementary, middle and high school level.	\$129,351
Scope of service: LEA <input checked="" type="checkbox"/> ALL		Scope of service: LEA <input checked="" type="checkbox"/> ALL	
OR: <input type="checkbox"/> Low Income pupils <input type="checkbox"/> English Learners <input type="checkbox"/> Foster Youth <input type="checkbox"/> Redesignated fluent English proficient <input type="checkbox"/> Other Subgroups:(Specify)_____		OR: <input type="checkbox"/> Low Income pupils <input type="checkbox"/> English Learners <input type="checkbox"/> Foster Youth <input type="checkbox"/> Redesignated fluent English proficient <input type="checkbox"/> Other Subgroups:(Specify)_____	
Increase certificated support for elementary English Learners. Evaluate current English Learner structure with recommendations to increase support in future years	\$0	Evaluated our Title III program and created a Title III Plan for improvement providing additional support to EL learners at all 4 elementary sites that will begin 2015-16 school year	\$0
Scope of service: K-6 <input type="checkbox"/> ALL		Scope of service: K-6 <input type="checkbox"/> ALL	
OR: <input type="checkbox"/> Low Income pupils <input checked="" type="checkbox"/> English Learners <input type="checkbox"/> Foster Youth <input type="checkbox"/> Redesignated fluent English proficient <input type="checkbox"/> Other Subgroups:(Specify)_____		OR: <input type="checkbox"/> Low Income pupils <input checked="" type="checkbox"/> English Learners <input type="checkbox"/> Foster Youth <input type="checkbox"/> Redesignated fluent English proficient <input type="checkbox"/> Other Subgroups:(Specify)_____	
	Supplemental/ Concentration	Summer 2014: 12 sessions held, 3 hours per session, targeted instruction provided for 5 EL students transitioning	Resource

Support transition of EL students from middle to high school with summer school session for incoming 9 th grade EL students	Resource 0740 Object 1100 Object 3xxx \$1000	from middle school to high school	0740 Obj 1100 \$1,000 Obj 3xxx \$125
Scope of service: 8 th -9 th		Scope of service: 8 th -9 th	
__ ALL OR: __ Low Income pupils __ X English Learners __ Foster Youth __ Redesignated fluent English proficient __ Other Subgroups:(Specify)_____		__ ALL OR: __ Low Income pupils __ X English Learners __ Foster Youth __ Redesignated fluent English proficient __ Other Subgroups:(Specify)_____	

Support long-term EL students with Long Term EL Support Class. EL Teacher to be given extra prep period in schedule to track/monitor/support EL students and monitor Redesignated Fluent English Proficient students	Supplemental/ Concentration Resource 0740 Object 1100 Object 3xxx \$42,244	2014-15 school year: 1 section was offered serving 12 long-term EL students. Students in LTEL class were also scheduled into English 9 with their LTEL teacher which allowed further support in English and across the curriculum. Site was unable to accommodate the extra prep period due to limitations with the master schedule.	Resource 0740 Obj 11xx \$16,041 Obj 3xxx \$1,908
Scope of service: 9 th -12 th Center High		Scope of service: 9 th -12 th Center High	
<input type="checkbox"/> ALL OR: <input type="checkbox"/> Low Income pupils <input checked="" type="checkbox"/> English Learners <input type="checkbox"/> Foster Youth <input checked="" type="checkbox"/> Redesignated fluent English proficient <input type="checkbox"/> Other Subgroups:(Specify)_____		<input type="checkbox"/> ALL OR: <input type="checkbox"/> Low Income pupils <input checked="" type="checkbox"/> English Learners <input type="checkbox"/> Foster Youth <input checked="" type="checkbox"/> Redesignated fluent English proficient <input type="checkbox"/> Other Subgroups:(Specify)_____	
Americorp will provide academic support, mentoring, tutoring and counseling coordinated by Family Resource Center	LCFF Resource 0000 Object 1100 Object 1200 Object 3xxx Object 5800 \$70,361	Americorps provided mentoring for 33 foster and unaccompanied youth Americorps provided tutoring for 33 foster youth and unaccompanied homeless	Resource0000 Obj 1100 \$16,041 Obj 1200 \$14,753 Obj 3xxx \$3,661 Obj 5800 \$25,526
Scope of service: LEA		Scope of service: LEA	

__ ALL OR: <input checked="" type="checkbox"/> Low Income pupils __ English Learners <input checked="" type="checkbox"/> Foster Youth __ Redesignated fluent English proficient __ Other Subgroups:(Specify)_____		__ ALL OR: <input checked="" type="checkbox"/> Low Income pupils __ English Learners <input checked="" type="checkbox"/> Foster Youth __ Redesignated fluent English proficient __ Other Subgroups:(Specify)_____	
Explore need for increasing student support services at Center High through a position to serve as liason to monitor and support at risk students	N/A	Option explored and need identified	N/A
Scope of service: 9-12		Scope of service: 9-12	
__ ALL OR: <input checked="" type="checkbox"/> Low Income pupils <input checked="" type="checkbox"/> English Learners <input checked="" type="checkbox"/> Foster Youth <input checked="" type="checkbox"/> Redesignated fluent English proficient __ Other Subgroups:(Specify)_____		__ ALL OR: <input checked="" type="checkbox"/> Low Income pupils <input checked="" type="checkbox"/> English Learners <input checked="" type="checkbox"/> Foster Youth <input checked="" type="checkbox"/> Redesignated fluent English proficient __ Other Subgroups:(Specify)_____	
Family Resource Center will provide clothing and school supplies, consultation resources, referral services, mental health counseling services and coordinate appropriate additional services through Americorp, United Way and the	LCFF Resource 0000 Object 5800 \$12,500 Resource 5630 Object 1200 Object 3xxx	The Family Resource Center provide students with the following: Backpacks for 106 students Clothing for 103 students School supplies for 124 students Referral for food for 9 students Referral for housing for 17 students Shoes for 39 students Out of district transportation for 20 homeless students	Resource0000 Obj 58xx \$12,763 Resource5630 Obj 12xx \$13,590

Sensibility Program Scope of service: K-12 ___ ALL OR: <input checked="" type="checkbox"/> Low Income pupils <input checked="" type="checkbox"/> English Learners <input checked="" type="checkbox"/> Foster Youth <input checked="" type="checkbox"/> Redesignated fluent English proficient ___ Other Subgroups:(Specify)_____	\$16,750 Supplemental/ Concentration Resource 0740 Object 5800 \$12,500	Counseling: 72 students School based mentoring: 56,K-3 students McKinney Tutoring: 23 homeless students Consultation advocacy for 217 students Small group social skills instruction: 99 1 st -5 th students Whole class social skills instruction: 1295 students Bullying Prevention whole school: 638 Bullying Prevention intensive: 500	Obj 3xxx \$1,616 Resource0740 Obj 58xx \$12,763
--	--	---	---

What changes in actions, services, and expenditures will be made as a result of reviewing past progress and/or changes to goals?	<ul style="list-style-type: none"> • Adding implementation of ELD standards to better meet the needs of EL students • Changing K-2 math local assessment used as metric. Will implement performance task, deemed a more authentic measure of math standards attainment versus previously established fluency assessment. • Unable to increase 2 EL positions at elementary level due to budgetary constraints. Investigate level of support needed and create plan • Changes to GATE program at Dudley. Decreased number of identified GATE students has led to an Academy not strictly for GATE students but also high number of high achievers. As a result, Academy will be dissolved and GATE students will be clustered
--	--

and high achievers will be distributed amongst classes within grade level

- Due to budgetary constraints and limitations with master schedule, unable to give EL teacher at Center High School a prep period for monitoring. It is being implemented with the 2015-16 school year.
- With our identification as Program Improvement for Title III, stakeholders reviewed data, identified need and developed a plan. Title III plan is reflected in LCAP with the addition of Long Term EL classes at Riles Middle School and Long Term EL Case Managers providing intervention at the 4 elementary sites.
- Due to budgetary constraints and limitations with master schedule, unable to increase staffing for at-risk students. This will be more feasible with the conversion to an 8 period Block Schedule in the 2016-2017 school year.
- Based on the request for instructional staff to be trained on Common Core State Standards, the 2015-16 LCAP includes an action step to provide instructional classified staff with training opportunities on Common Core State Standards.
- Due to the need to reduce combination classes at the elementary level, the 2015-16 LCAP includes an action step for close collaboration between district and site administration to reduce or eliminate the need for combination classes.
- Based on the need, CJUSD is adding Educationally related Mental Health Services (ERMHS) to the 2015-16 LCAP.
- CJUSD is adding an action step to the 2015-16 LCAP to investigate the need to increase district level administration in order to increase district level support to the school sites.
- CJUSD is adding an action step to the 2015-16 LCAP to investigate the need to increase site level administration in order to increase support to teachers, students and families

Original GOAL from prior year LCAP:	GOAL 2: Center JUSD students will be college and career ready		Related State and/or Local Priorities: 1__ 2__ 3__ 4__ 5_X 6__ 7_X 8__ COE only: 9__ 10__ Local : Specify _____	
Goal Applies to:	Schools:	ALL		
	Applicable Pupil Subgroups:	ALL		
Expected Annual Measurable Outcomes:	<p>To prepare students for College & Career, it is a priority of CJUSD to increase CTE opportunities, a-g participation and completion rate, increase AP offerings and AP test passage rate, increase graduation rate.</p> <p>A) 2013-2014: Increase CTE course offerings from 11 to 12 by adding 1 new CTE course</p> <p>B) 2013-2014: Explore barriers limiting a-g completion. Maintain 22.7% completion.</p> <p>C) 2013-2014: Maintain 8 AP offerings at CHS</p> <p>D) 60% of students will pass AP exams with a 3 or better</p> <p>E) 36% of ELA students and 82% of math students determined prepared for college as measured by EAP</p>		Actual Annual Measurable Outcomes:	<p>A) 2014-2015: 14 CTE courses offered, 18 total sections</p> <p>B) 2014-2015: 86% enrolled in a-g (based on English course) 2013-14: 22% completed a-g</p> <p>C) 15 AP sections offered</p> <p>D) 2013-14: 52.7% (123 tests passed with 3 or higher, 233 test taken) 114 students tested</p> <p>E) 2013-14 EAP data: TBA in August</p>
LCAP Year: 2014-15				
Planned Actions/Services			Actual Actions/Services	
	Budgeted Expenditures			Estimated Actual Annual Expenditures
District to explore options/trends/staffing to increase CTE offerings at Center High and McClellan High over the next three years	LCFF Resource 0029 Object 1100 Object 3xxx	Met to explore options, trends, staffing Identified barriers and strategies to increase CTE offerings over coming years		N/A

		\$26,000			
Scope of service:	Center HS & McClellan HS		Scope of service:	Center HS & McClellan HS	
<u>X</u> ALL			<u>X</u> ALL		
OR: __ Low Income pupils __ English Learners __ Foster Youth __ Redesignated fluent English proficient __ Other Subgroups:(Specify)_____			OR: __ Low Income pupils __ English Learners __ Foster Youth __ Redesignated fluent English proficient __ Other Subgroups:(Specify)_____		
Increase participation in and completion of a-g requirements by forming a committee to identify barriers to a-g completion, including graduation requirements and removing barriers that restrict students from meeting a-g requirements		\$ TBD	Committee comprised of teachers, counselors, administrators identified current schedule as a large barrier to a-g completion. Committee recommended 8 period block schedule to be implemented 2016-17 which will address the barrier to a-g completion		N/A
Scope of service:	Center HS 9-12		Scope of service:	Center HS 9-12	
<u>X</u> ALL			<u>X</u> ALL		
OR: __ Low Income pupils __ English Learners __ Foster Youth __ Redesignated fluent English proficient __ Other Subgroups:(Specify)_____			OR: __ Low Income pupils __ English Learners __ Foster Youth __ Redesignated fluent English proficient __ Other Subgroups:(Specify)_____		
Form a committee at WCR to explore new opportunities Launch K-8 informational campaign to inform parents and students on College/Career readiness, CTE options and a-g requirements		N/A	Oak Hill Elementary held monthly parent nights with focus on high school options within district CHS hosted an elective fair, inviting middle school families to see courses and programs available at CHS that support College/Career readiness CHS invited middle school families to scheduling committee meeting		N/A
Scope of service: WCR			Scope of service: WCR		
<u>X</u> ALL			<u>X</u> ALL		

OR: <input type="checkbox"/> Low Income pupils <input type="checkbox"/> English Learners <input type="checkbox"/> Foster Youth <input type="checkbox"/> Redesignated fluent English proficient <input type="checkbox"/> Other Subgroups: (Specify) _____		OR: <input type="checkbox"/> Low Income pupils <input type="checkbox"/> English Learners <input type="checkbox"/> Foster Youth <input type="checkbox"/> Redesignated fluent English proficient <input type="checkbox"/> Other Subgroups: (Specify) _____	
Provide transitional support through WorkAbility and Department of Rehab to prepare students for College/Career	Resource 3410 Obj 1xxx Obj 2xxx Obj 3xxx \$56,590	Center High School Special education students: <ul style="list-style-type: none"> • 187 served through WorkAbility • 34 served through Dept of Rehabilitation 	Resource 3410 Obj. 2100 \$28,686 Obj 3xxx \$8,884 Resource 6520 Obj 2100 \$29,705 Obj 3xxx \$12,068
Scope of service: 7-12 WCR & CHS		Scope of service: 7-12 WCR & CHS	
_ALL OR: <input type="checkbox"/> Low Income pupils <input type="checkbox"/> English Learners <input type="checkbox"/> Foster Youth <input type="checkbox"/> Redesignated fluent English proficient <input checked="" type="checkbox"/> Other Subgroups: Special Education Students		_ALL OR: <input type="checkbox"/> Low Income pupils <input type="checkbox"/> English Learners <input type="checkbox"/> Foster Youth <input type="checkbox"/> Redesignated fluent English proficient <input checked="" type="checkbox"/> Other Subgroups: Special Education Students	
Center HS Intervention teachers, EL Teachers, Counseling Dept and Administration to provide purposeful and targeted outreach to increase participation in and course completion of CTE offerings at Center High	Supplemental/ Concentration Resource 0740 Object 1100 Object 3xxx \$78,372 LCFF Resource 0000 Object 1200 Object 3xxx	While progress has been made in increasing EL sections including the Long Term English Learner class at Center High School. While the counseling department and administration provided some targeted outreach this area needs more structure in the coming year.	Resource 0740 Obj 11xx \$48,120 Obj 3xxx \$5,720 Resource 0000 Obj 1200 \$11,793 Obj 3xxx

	\$14,628		\$1,401
Scope of service: 9-12 Center High		Scope of service: 9-12 Center High	
__ ALL OR: <input checked="" type="checkbox"/> Low Income pupils <input checked="" type="checkbox"/> English Learners <input checked="" type="checkbox"/> Foster Youth <input checked="" type="checkbox"/> Redesignated fluent English proficient __ Other Subgroups:(Specify)_____			
Explore need for increasing student support services at Center High through a position to serve as liason to monitor and support at risk students	N/A	Option explored and need identified	N/A
Scope of service: 9-12 Center High		Scope of service: 9-12 Center High	
__ ALL OR: <input checked="" type="checkbox"/> Low Income pupils <input checked="" type="checkbox"/> English Learners <input checked="" type="checkbox"/> Foster Youth <input checked="" type="checkbox"/> Redesignated fluent English proficient __ Other Subgroups:(Specify)_____		__ ALL OR: <input checked="" type="checkbox"/> Low Income pupils <input checked="" type="checkbox"/> English Learners <input checked="" type="checkbox"/> Foster Youth <input checked="" type="checkbox"/> Redesignated fluent English proficient __ Other Subgroups:(Specify)_____	
Family Resource Center will provide clothing and school supplies, consultation resources, referral services, mental health counseling services and coordinate appropriate additional services through Americorp, United Way and the	LCFF Resource 0000 Object 5800 \$12,500 Resource 5630 Object 1200 Object 3xxx	The Family Resource Center provide students with the following: Backpacks for 106 students Clothing for 103 students School supplies for 124 students Referral for food for 9 students Referral for housing for 17 students Shoes for 39 students Out of district transportation for 20 homeless students	Resource0000 Obj 58xx \$12,763 Resource5630 Obj 12xx \$13,590

Sensibility Program Scope of service: K-12 __ ALL OR: __X_Low Income pupils __X_English Learners __X_Foster Youth __X_Redesignated fluent English proficient __Other Subgroups:(Specify)_____	\$16,750 Supplemental/ Concentration Resource 0740 Object 5800 \$12,500	Counseling: 72 students School based mentoring: 56,K-3 students McKinney Tutoring: 23 homeless students Consultation advocacy for 217 students Small group social skills instruction: 99 1 st -5 th students Whole class social skills instruction: 1295 students Bullying Prevention whole school: 638 Bullying Prevention intensive: 500	Obj 3xxx \$1,616 Resource 0740 Obj 58xx \$12,763

What changes in actions, services, and expenditures will be made as a result of reviewing past progress and/or changes to goals?	<ul style="list-style-type: none"> Will continue to provide service to families through Family Resource Center. However, these actions/services have been moved to Goal 1 in 2015-16 LCAP as the actions and services directly support the Goal 1. The scope of intervention at Center HS was not fully implemented as planned. EL interventions were achieved and will continue to be expanded in the 2015-16 LCAP and beyond. Administration and Counseling Dept. will continue their efforts, with major road blocks to CTE course completion being removed with the shift to block schedule as planned in 2016-17 LCAP and noted in Goal 2
--	--

- | | |
|--|--|
| | <ul style="list-style-type: none">• Continuing to address need for student support services at Center HS as addressed in Goal 1 of the 2015-16 LCAP. |
|--|--|
-

Original GOAL from prior year LCAP:	GOAL 3: Center JUSD students will be engaged in their educational process and opportunities	Related State and/or Local Priorities: 1__ 2__ 3__ 4__ 5_X 6_X 7__ 8__ COE only: 9__ 10__ Local : Specify _____
Goal Applies to:	Schools: ALL Applicable Pupil Subgroups: ALL	
Expected Annual Measurable Outcomes:	<p>A) Increase average daily attendance to 95% Site Attendance Rate: Center HS: 95.66% McClellan HS: 91.49% Wilson Riles MS: 94.12% Dudley Elem: 95.6% North Country: 93.14% Oak Hill Elem: 94.86% Spinelli Elem: 93.92%</p> <p>B) Increase district-wide participation in clubs, activities and athletics to 28% Site Participation Rate: Center HS: 47% McClellan HS: 0 Wilson Riles MS: 35% Dudley Elem: 6% North Country: 25% Oak Hill Elem: 16% Spinelli Elem: 11%</p> <p>C) Increase Center HS graduation rate to 90.5%</p> <p>D) Decrease CJUSD Chronic Absenteeism rates to 25%</p> <p>E) Maintain 1% or fewer middle school drop-out rates</p> <p>F) Decrease CJUSD High School drop out rate to 2%</p>	<p>A) District wide daily attendance rates: 93.6% (2014 P2) Site Attendance Rate: Center HS: 95.46% McClellan HS: 85.15% Wilson Riles MS: 95.37% Dudley Elem: 95.57% North Country: 95.75% Oak Hill Elem: 95.93% Spinelli Elem: 95.41%</p> <p>B) District wide student participation rates in clubs, activities, athletics: 30% (1341/4461) of K-12 students participate in clubs, activities, athletics provided by the school site. Site Participation Rate: Center HS: 46% McClellan HS: 20% Wilson Riles MS: 41% Dudley Elem: 10% North Country: 22% Oak Hill Elem: 16% Spinelli Elem: 33%</p> <p>C) Center HS Graduation Rate: 93.9% (2012-13)</p> <p>D) CJUSD Chronic Absenteeism rates are 32% (Absent three or more days throughout the year without valid excuse)</p> <p>E) 2013-2014 CJUSD Middle School dropout rate –less than 1% (1 student)</p> <p>F) 2014 CJUSD High School dropout rate 6.1%</p>

	<p>G) CIUSD Suspension Rate will decrease to 9% Site Suspension Rates Center HS = 5% McClellan HS = 139% Wilson Riles MS = 16% Dudley Elem = 8% North Country Elem = 7% Oak Hill Elem = 6% Spinelli Elem = 13%</p> <p>H) CIUSD Expulsions will decrease to 18</p> <p>2012-2013 Site Suspensions (# of individuals) and Expulsion (number of incidents) Center HS: 74 and 16 McClellan HS: 126 and 0 Wilson Riles MS: 102 and 4 Dudley Elem: 53 and 0 North Country Elem: 36 and 0 Oak Hill Elem: 45 and 0 Spinelli Elem: 43 and 0</p> <p>I) 45% of secondary students feel "very safe" at school (measured by the California Healthy Kids Survey)</p> <p>J) 42% of 5th grade students feel "very safe" at school "all of the time" (measured by the California Healthy Kids Survey)</p>		<p>G) 2013-14 CIUSD Suspension Rate through April 2015: 10% (total incidents of suspension) Site Suspension Rates: Center HS = 11% McClellan HS = 79% Wilson Riles MS = 17% Dudley Elem = 4% North Country Elem = 6% Oak Hill Elem = 8% Spinelli Elem = 5%</p> <p>H) 2013-14 CIUSD Expulsions August 2014 through April 2015= 11 (number of incidents)</p> <p>2013-2014 Site Suspensions (# of individuals) and Expulsion (number of incidents), August through April Center HS: 144 and 2 McClellan HS: 57 and 4 Wilson Riles MS: 116 and 5 Dudley Elem: 32 and 0 North Country Elem: 34 and 0 Oak Hill Elem: 62 and 0 Spinelli Elem: 15 and 0</p> <p>I) measured every other year with administration of California Healthy Kids Survey</p> <p>J) measured every other year with administration of California Healthy Kids Survey</p>
LCAP Year: 2014-15			
Planned Actions/Services		Actual Actions/Services	
	Budgeted Expenditures		Estimated Actual Annual

				Expenditures
Increase daily attendance by forming a committee to investigate and remedy attendance issue. Survey students and families to inquire actions/incentives to increase attendance		N/A	CJUSD families surveyed, spoke with parents and students regarding attendance. No new actions implemented. Will revisit in coming year to identify need and solution.	N/A
Scope of service:	LEA		Scope of service:	
<input checked="" type="checkbox"/> ALL			<input checked="" type="checkbox"/> ALL	
OR: <input type="checkbox"/> Low Income pupils <input type="checkbox"/> English Learners <input type="checkbox"/> Foster Youth <input type="checkbox"/> Redesignated fluent English proficient <input type="checkbox"/> Other Subgroups:(Specify)_____			OR: <input type="checkbox"/> Low Income pupils <input type="checkbox"/> English Learners <input type="checkbox"/> Foster Youth <input type="checkbox"/> Redesignated fluent English proficient <input type="checkbox"/> Other Subgroups:(Specify)_____	
Increase staff involvement and student involvement in clubs, activities and athletics. Negotiate stipends. Review and access club responsibility with possibility of 6-8 week clubs at reduced stipend. Establish committee of Athletic Directors, Activity Directors, on-campus head coaches, club advisors, activity advisors from CHS, MHS and WCR to investigate barriers to student and staff involvement		\$160,000	Increased stipends Held 2 meetings with CHS and WCR admin, Athletic Directors and Activity Directors. Recommendations made such as activity busses. Current funding does not support recommendations	Resource0000 Obj 1198 \$158,570 Obj 3xxx \$18,850
Scope of service:	LEA		Scope of service:	
<input checked="" type="checkbox"/> ALL			<input checked="" type="checkbox"/> ALL	

OR: <input type="checkbox"/> Low Income pupils <input type="checkbox"/> English Learners <input type="checkbox"/> Foster Youth <input type="checkbox"/> Redesignated fluent English proficient <input type="checkbox"/> Other Subgroups:(Specify)_____		OR: <input type="checkbox"/> Low Income pupils <input type="checkbox"/> English Learners <input type="checkbox"/> Foster Youth <input type="checkbox"/> Redesignated fluent English proficient <input type="checkbox"/> Other Subgroups:(Specify)_____	
Americorp will provide academic support, mentoring, tutoring and counseling coordinated by Family Resource Center	LCFF Resource 0000 Object 1100 Object 1200 Object 3xxx Object 5800 \$70,361	Americorps provided mentoring for 33 foster and unaccompanied youth Americorps provided tutoring for 33 foster youth and unaccompanied homeless	Resource0000 Obj 11xx \$16,041 Obj 1200 \$14,753 Obj 3xxx \$3,661 Obj 5800 \$25,526
Scope of service: LEA		Scope of service: LEA	
<input type="checkbox"/> ALL OR: <input checked="" type="checkbox"/> Low Income pupils <input type="checkbox"/> English Learners <input checked="" type="checkbox"/> Foster Youth <input type="checkbox"/> Redesignated fluent English proficient <input type="checkbox"/> Other Subgroups:(Specify)_____		<input type="checkbox"/> ALL OR: <input checked="" type="checkbox"/> Low Income pupils <input type="checkbox"/> English Learners <input checked="" type="checkbox"/> Foster Youth <input type="checkbox"/> Redesignated fluent English proficient <input type="checkbox"/> Other Subgroups:(Specify)_____	
Explore need for increasing student support services at Center High through a position to serve as liason to monitor and support at risk students	N/A	Option explored and need identified	N/A
Scope of service: 9-12 Center High		Scope of service: 9-12 Center High	

<p><input type="checkbox"/> ALL</p> <p>OR:</p> <p><input checked="" type="checkbox"/> Low Income pupils <input checked="" type="checkbox"/> English Learners</p> <p><input checked="" type="checkbox"/> Foster Youth <input checked="" type="checkbox"/> Redesignated fluent English proficient</p> <p><input type="checkbox"/> Other Subgroups:(Specify)_____</p>		<p><input type="checkbox"/> ALL</p> <p>OR:</p> <p><input checked="" type="checkbox"/> Low Income pupils <input checked="" type="checkbox"/> English Learners</p> <p><input checked="" type="checkbox"/> Foster Youth <input checked="" type="checkbox"/> Redesignated fluent English proficient</p> <p><input type="checkbox"/> Other Subgroups:(Specify)_____</p>	
<p>Family Resource Center will provide clothing and school supplies, consultation resources, referral services, mental health counseling services and coordinate appropriate additional services through Americorp, United Way and the \$en\$ibility Program</p>	<p>LCFF</p> <p>Resource 0000 Object 5800 \$12,500</p> <p>Resource 5630 Object 1200 Object 3xxx \$16,750</p> <p>Supplemental/ Concentration Resource 0740 Object 5800 \$12,500</p>	<p>The Family Resource Center provide students with the following:</p> <p>Backpacks for 106 students Clothing for 103 students School supplies for 124 students Referral for food for 9 students Referral for housing for 17 students Shoes for 39 students Out of district transportation for 20 homeless students</p> <p>Counseling: 72 students School based mentoring: 56,K-3 students McKinney Tutoring: 23 homeless students Consultation advocacy for 217 students</p> <p>Small group social skills instruction: 99 1st-5th students Whole class social skills instruction: 1295 students Bullying Prevention whole school: 638 Bullying Prevention intensive: 500</p>	<p>Resource0000 Obj58xx \$12,763</p> <p>Resource 5630 Obj 1200 \$13,590 Obj 3xxx \$1,616</p> <p>Resource 0740 Obj 58xx \$12,763</p>
<p>Scope of service: K-12</p>		<p>Scope of service: K-12</p>	
<p><input type="checkbox"/> ALL</p> <p>OR:</p> <p><input checked="" type="checkbox"/> Low Income pupils <input checked="" type="checkbox"/> English Learners</p> <p><input checked="" type="checkbox"/> Foster Youth <input checked="" type="checkbox"/> Redesignated fluent English proficient</p> <p><input type="checkbox"/> Other Subgroups:(Specify)_____</p>		<p><input type="checkbox"/> ALL</p> <p>OR:</p> <p><input checked="" type="checkbox"/> Low Income pupils <input checked="" type="checkbox"/> English Learners</p> <p><input checked="" type="checkbox"/> Foster Youth <input checked="" type="checkbox"/> Redesignated fluent English proficient</p> <p><input type="checkbox"/> Other Subgroups:(Specify)_____</p>	

<p>What changes in actions, services, and expenditures will be made as a result of reviewing past progress and/or changes to goals?</p>	<ul style="list-style-type: none"> • Combining Goal 3 and 4 of current LCAP into one goal • Will continue to provide service to families through Americorps and Family Resource Center. However, these actions/services have been moved to Goal 1 in 2015-16 LCAP as the actions and services directly support the Goal 1. • Adding additional actions/services under Goal 3 in 2015-16 LCAP to extend efforts to further engage EL families. These actions align with Title III Improvement Plan. • Continuing to investigate alternatives to engage more parents, as listed as a new action in 2015-16 LCAP, Goal 3. • CJUSD 2012-13 graduation rate mistyped in original LCAP. Actual rate is 8.4% • Held 2 meetings with CHS and WCR admin, Athletic Directors and Activity Directors. Recommendations made such as activity busses. Current funding does not support recommendations • Continuing to address need for student support services at Center HS as addressed in Goal 1 of the 2015-16 LCAP.
---	---

Original GOAL from prior year LCAP:	GOAL 4: Center JUSD families will be engaged and informed regarding their student's educational experience		Related State and/or Local Priorities: 1__ 2__ 3 <u>X</u> 4__ 5__ 6__ 7__ 8__ COE only: 9__ 10__ Local : Specify _____	
Goal Applies to:	Schools:	ALL		
	Applicable Pupil Subgroups:	ALL		
Expected Annual Measurable Outcomes:	Form committee and seek parental/family input to identify barriers to parental involvement to identify a measurement to demonstrate evidence of parental participation and identified strategies to reach families.		Actual Annual Measurable Outcomes:	Committee was formed, parents surveyed. New strategies to be developed and implemented.
LCAP Year: 2014-15				
Planned Actions/Services			Actual Actions/Services	
	Budgeted Expenditures		Estimated Actual Annual Expenditures	
Establish parent education outreach relating to school topics. Survey and meet with parents to identify barriers to parental involvement and recommend remedies	N/A	Using input from surveys and committee meetings, identified barriers. Parents recommended a combination of email and phone calls. District and site increased outreach through social media	N/A	
Scope of service:	LEA	Scope of service:	LEA	
<u>X</u> ALL		<u>X</u> ALL		
OR: __ Low Income pupils __ English Learners __ Foster Youth __ Redesignated fluent English proficient __ Other Subgroups: (Specify) _____		OR: __ Low Income pupils __ English Learners __ Foster Youth __ Redesignated fluent English proficient __ Other Subgroups: (Specify) _____		

Utilize new ways to communicate opportunities that will increase participation in school activities and in supporting roles. Increase use of email, social media, phone calls, websites and written forms of communication with parents and families. Explore new communication technologies.		LCFF Resource 0000 Object 5800 Object 5900 \$12,000	Changed district newsletter, increased social media outreach at district and site level Vertical outreach increased between all schools with in person meetings and notification systems	LCFF Resource 0000 Object 5800 Object 5900 \$12,000
Scope of service:	LEA		Scope of service:	LEA
<input checked="" type="checkbox"/> ALL			<input checked="" type="checkbox"/> ALL	
OR: ___ Low Income pupils ___ English Learners ___ Foster Youth ___ Redesignated fluent English proficient ___ Other Subgroups:(Specify)_____			OR: ___ Low Income pupils ___ English Learners ___ Foster Youth ___ Redesignated fluent English proficient ___ Other Subgroups:(Specify)_____	
Explore need for increasing student support services at Center High through a position to serve as liason to monitor and support at risk students		N/A	Need to revisit this	N/A
Scope of service: 9-12			Scope of service: 9-12	
___ ALL OR: <input checked="" type="checkbox"/> Low Income pupils <input checked="" type="checkbox"/> English Learners <input checked="" type="checkbox"/> Foster Youth <input checked="" type="checkbox"/> Redesignated fluent English proficient ___ Other Subgroups:(Specify)_____			___ ALL OR: <input checked="" type="checkbox"/> Low Income pupils <input checked="" type="checkbox"/> English Learners <input checked="" type="checkbox"/> Foster Youth <input checked="" type="checkbox"/> Redesignated fluent English proficient ___ Other Subgroups:(Specify)_____	

<p>Family Resource Center will provide clothing and school supplies, consultation resources, referral services, mental health counseling services and coordinate appropriate additional services through Americorp, United Way and the Sen\$ibility Program</p>	<p>LCFF</p> <p>Resource 0000 Object 5800 \$12,500</p> <p>Resource 5630 Object 1200 Object 3xxx \$16,750</p> <p>Supplemental/ Concentration Resource 0740 Object 5800 \$12,500</p>	<p>The Family Resource Center provide students with the following:</p> <p>Backpacks for 106 students Clothing for 103 students School supplies for 124 students Referral for food for 9 students Referral for housing for 17 students Shoes for 39 students Out of district transportation for 20 homeless students</p> <p>Counseling: 72 students School based mentoring: 56,K-3 students McKinney Tutoring: 23 homeless students Consultation advocacy for 217 students</p> <p>Small group social skills instruction: 99 1st-5th students Whole class social skills instruction: 1295 students Bullying Prevention whole school: 638 Bullying Prevention intensive: 500</p>	<p>Resource0000 Obj 5800 \$12,763</p> <p>Resource5630 Obj 1200 \$13,590 Obj 3xxx \$1,616</p> <p>Resource 0740 Obj 5800 \$12,763</p>
<p>Scope of service: LEA</p>		<p>Scope of service: LEA</p>	
<p><input type="checkbox"/> ALL</p> <p>OR:</p> <p><input checked="" type="checkbox"/> Low Income pupils <input checked="" type="checkbox"/> English Learners <input checked="" type="checkbox"/> Foster Youth <input checked="" type="checkbox"/> Redesignated fluent English proficient <input type="checkbox"/> Other Subgroups:(Specify)_____</p>		<p><input type="checkbox"/> ALL</p> <p>OR:</p> <p><input checked="" type="checkbox"/> Low Income pupils <input checked="" type="checkbox"/> English Learners <input checked="" type="checkbox"/> Foster Youth <input checked="" type="checkbox"/> Redesignated fluent English proficient <input type="checkbox"/> Other Subgroups:(Specify)_____</p>	
<p>What changes in actions, services, and expenditures will be made as a result of reviewing past progress and/or changes to goals?</p>	<ul style="list-style-type: none"> Combining Goal 3 and 4 of current LCAP into one goal Will continue to provide service to families through Americorps and Family Resource Center. However, these actions/services have been moved to Goal 1 in 2015-16 LCAP as the actions and services directly support the Goal 1. Continuing to address need for student support services at Center HS as addressed in Goal 1 of the 2015-16 LCAP. 		

- | | |
|--|---|
| | <ul style="list-style-type: none"> Achieved our goal to utilize new ways to communicate with families. |
|--|---|

Complete a copy of this table for each of the LEA's goals in the prior year LCAP. Duplicate and expand the fields as necessary.

Section 3: Use of Supplemental and Concentration Grant funds and Proportionality

- A. In the box below, identify the amount of funds in the LCAP year calculated on the basis of the number and concentration of low income, foster youth, and English learner pupils as determined pursuant to 5 CCR 15496(a)(5).

Describe how the LEA is expending these funds in the LCAP year. Include a description of, and justification for, the use of any funds in a districtwide, schoolwide, countywide, or charterwide manner as specified in 5 CCR 15496.

For school districts with below 55 percent of enrollment of unduplicated pupils in the district or below 40 percent of enrollment of unduplicated pupils at a schoolsite in the LCAP year, when using supplemental and concentration funds in a districtwide or schoolwide manner, the school district must additionally describe how the services provided are the most effective use of funds to meet the district's goals for unduplicated pupils in the state and any local priority areas. (See 5 CCR 15496(b) for guidance.)

Total amount of Supplemental and Concentration grant funds calculated:	\$ 3,314,978
<ul style="list-style-type: none"> Funds will be used for subs to allow teachers to pilot and collaborate on ELA Common Core curriculum option for adoption <i>Justification:</i> The implementation of CCSS makes building teacher capacity, through professional learning and professional networks imperative. See Darling-Hammond, L. (2005) <u>Professional Development Schools: Schools for Developing a Profession</u> Reduce combination classes at elementary level <i>Justification:</i> "Student engagement cannot be separated from the environment", report Fredricks and McColskey (2012) Support classes at Center High School <i>Justification:</i> Research documents that teachers can create engaging environments through personal care, maintaining positive social environments, and creating academic tasks that are authentic, collaborative and give students choices where they can experience some 	

control over their learning. Fredricks and McColskey (2012; Perry, Turner and Meyer, 2006)

- Before school intervention at Oak Hill Elementary
Justification: Intervene Early. Reteaching through before and after school tutorials, focused on particular standards, has led to improved learning outcomes as measured on state assessments. See Deborah Brennanin "Improving Schools: What Works? In Educational Leadership February 2015
- GATE programs at 4 elementary schools and 1 middle school
Justification: Gifted programs provide specific curricula aimed at challenging students at the appropriate level. See research on positive outcomes by Kulik, J. & Kulik, C.L. (1992) available at www.gifted.uconn.edu/nrcgt/rbdm9201.pdf and Goldring, E., (1990) "Classroom Organizational Frameworks for Gifted Education
- Provide Common Core State Standards professional development for classified instructional support staff
Justification: Instructional Specialists can help teachers develop this new subject matter pedagogical knowledge and proactive without re-inventing the wheel, particularly when teacher professional communities are part of practice and not an "add-on" to teacher responsibilities. See Darling-Hammond, L. (2005) Professional Development Schools: Schools for Developing a Profession
- Implement new programs relative to College & Career that feed into and support programs at Center High
Justification: "A college and career ready student possesses the content knowledge, strategies, skills and techniques necessary to be successful in a post secondary setting" *Getting Ready for College, Careers and Common Core: What Every Educator Should Know*, David Conley, 2013.
- Increase AP offerings
Justification: Gifted and high ability children show positive academic effects from either acceleration or classes specifically designed for them with specially trained teachers. Meta-analysis of research studies on grouping available in March 1991 issue of Educational Leadership @ ASCD.org
- Increase participating and completion of a-g requirements
Justification: Gifted and high ability children show positive academic effects from either acceleration or classes specifically designed for them with specially trained teachers. Meta-analysis of research studies on grouping available in March 1991 issue of Educational Leadership @ ASCD.org

- B. In the box below, identify the percentage by which services for unduplicated pupils must be increased or improved as compared to the services provided to all pupils in the LCAP year as calculated pursuant to 5 CCR 15496(a).

Consistent with the requirements of 5 CCR 15496, demonstrate how the services provided in the LCAP year for low income pupils, foster youth, and English learners provide for increased or improved services for these pupils in proportion to the increase in funding provided for such pupils in that year as calculated pursuant to 5 CCR 15496(a)(7). An LEA shall describe how the proportionality percentage is met using a quantitative and/or qualitative description of the increased and/or improved services for unduplicated pupils as compared to the services provided to all pupils.

10.35	%
-------	---

The minimum proportionality percentage increase for targeted students is calculated using the Fiscal Crisis & Management Assistant Team (FCMAT) calculator. Each year's calculation for the supplemental/concentration dollars at full funding is divided by the calculated base funding for the minimum proportionality percentage.

LCAP Supplemental/Concentration funds will provide academic support, intervention, mentoring, tutoring and counseling for English Learners, low-income students and foster youth. To further support English learners, Supplemental/Concentration dollars will fund additional certificated support at the high school and elementary level, additional sections of instruction within the EL program at the high school and middle school targeting long-term English learners and summer school transitional program for incoming 9th grade EL students.

LOCAL CONTROL AND ACCOUNTABILITY PLAN AND ANNUAL UPDATE APPENDIX

For the purposes of completing the LCAP in reference to the state priorities under Education Code sections 52060 and 52066, the following shall apply:

(a) "Chronic absenteeism rate" shall be calculated as follows:

- (1) The number of pupils with a primary, secondary, or short-term enrollment during the academic year (July 1 – June 30) who are chronically absent where "chronic absentee" means a pupil who is absent 10 percent or more of the schooldays in the school year when the total number of days a pupil is absent is divided by the total number of days the pupil is enrolled and school was actually taught in the total number of days the pupil is enrolled and school was actually taught in the regular day schools of the district, exclusive of Saturdays and Sundays.

(2) The unduplicated count of pupils with a primary, secondary, or short-term enrollment during the academic year (July 1 – June 30).

(3) Divide (1) by (2).

(b) “Middle School dropout rate” shall be calculated as set forth in California Code of Regulations, title 5, section 1039.1.

(c) “High school dropout rate” shall be calculated as follows:

(1) The number of cohort members who dropout by the end of year 4 in the cohort where “cohort” is defined as the number of first-time grade 9 pupils in year 1 (starting cohort) plus pupils who transfer in, minus pupils who transfer out, emigrate, or die during school years 1, 2, 3, and 4.

(2) The total number of cohort members.

(3) Divide (1) by (2).

(d) “High school graduation rate” shall be calculated as follows:

(1) The number of cohort members who earned a regular high school diploma [or earned an adult education high school diploma or passed the California High School Proficiency Exam] by the end of year 4 in the cohort where “cohort” is defined as the number of first-time grade 9 pupils in year 1 (starting cohort) plus pupils who transfer in, minus pupils who transfer out, emigrate, or die during school years 1, 2, 3, and 4.

(2) The total number of cohort members.

(3) Divide (1) by (2).

(e) “Suspension rate” shall be calculated as follows:

(1) The unduplicated count of pupils involved in one or more incidents for which the pupil was suspended during the academic year (July 1 – June 30).

(2) The unduplicated count of pupils with a primary, secondary, or short-term enrollment during the academic year (July 1 – June 30).

(3) Divide (1) by (2).

(f) "Expulsion rate" shall be calculated as follows:

- (1) The unduplicated count of pupils involved in one or more incidents for which the pupil was expelled during the academic year (July 1 – June 30).
- (2) The unduplicated count of pupils with a primary, secondary, or short-term enrollment during the academic year (July 1 – June 30).
- (3) Divide (1) by (2).

01-13-15 [California Department of Education]

Center Joint Unified School District

AGENDA REQUEST FOR:

Dept./Site: Global Youth Charter School

Action Item X

To: Board of Trustees

Information Item _____

Date: June 10, 2015

Attached Pages 39

From: Doug Hughey, Principal

Principal/Administrator Initials: _____

SUBJECT: 2015-2016 Local Control and Accountability Plan (LCAP) and Annual Update - Global Youth Charter School

The attached document is the Local Control and Accountability Plan (LCAP) and Annual Update for Global Youth Charter School.

RECOMMENDATION: The CJUSD Board of Trustees approve 2015-2016 Local Control and Accountability Plan (LCAP) and Annual Update for Global Youth Charter School.

Introduction:

LEA: Center Joint Unified School District **Contact:** Scott Loehr, Superintendent sloehr@centerusd.org (916) 338-6409 **LCAP Year:**2015-2016

Local Control and Accountability Plan and Annual Update Template

The Local Control and Accountability Plan (LCAP) and Annual Update Template shall be used to provide details regarding local educational agencies' (LEAs) actions and expenditures to support pupil outcomes and overall performance pursuant to Education Code sections 52060, 52066, 47605, 47605.5, and 47606.5. The LCAP and Annual Update Template must be completed by all LEAs each year.

For school districts, pursuant to Education Code section 52060, the LCAP must describe, for the school district and each school within the district, goals and specific actions to achieve those goals for all pupils and each subgroup of pupils identified in Education Code section 52052, including pupils with disabilities, for each of the state priorities and any locally identified priorities.

For county offices of education, pursuant to Education Code section 52066, the LCAP must describe, for each county office of education-operated school and program, goals and specific actions to achieve those goals for all pupils and each subgroup of pupils identified in Education Code section 52052, including pupils with disabilities, who are funded through the county office of education Local Control Funding Formula as identified in Education Code section 2574 (pupils attending juvenile court schools, on probation or parole, or mandatorily expelled) for each of the state priorities and any locally identified priorities. School districts and county offices of education may additionally coordinate and describe in their LCAPs services provided to pupils funded by a school district but attending county-operated schools and programs, including special education programs.

Charter schools, pursuant to Education Code sections 47605, 47605.5, and 47606.5, must describe goals and specific actions to achieve those goals for all pupils and each subgroup of pupils identified in Education Code section 52052, including pupils with disabilities, for each of the state priorities as applicable and any locally identified priorities. For charter schools, the inclusion and description of goals for state priorities in the LCAP may be modified to meet the grade levels served and the nature of the programs provided, including modifications to reflect only the statutory requirements explicitly applicable to charter schools in the Education Code.

The LCAP is intended to be a comprehensive planning tool. Accordingly, in developing goals, specific actions, and expenditures, LEAs should carefully consider how to reflect the services and related expenses for their basic instructional program in relationship to the state priorities. LEAs may reference and describe actions and expenditures in other plans and funded by a variety of other fund sources when detailing goals, actions, and expenditures related to the state and local priorities. LCAPs must be consistent with school plans submitted pursuant to Education Code section 64001. The information contained in the LCAP, or annual update, may be supplemented by information contained in other plans (including the LEA plan pursuant to Section 1112 of Subpart 1 of Part A of Title I of Public Law 107-110) that are incorporated or referenced as relevant in this document.

For each section of the template, LEAs shall comply with instructions and should use the guiding questions as prompts (but not limits) for completing the information as required by statute. Guiding questions do not require separate narrative responses. However, the narrative response and goals and actions should demonstrate each guiding question was considered during the development of the plan. Data referenced in the LCAP must be consistent with the school accountability report card where appropriate. LEAs may resize pages or attach additional pages as necessary to facilitate completion of the LCAP.

State Priorities

The state priorities listed in Education Code sections 52060 and 52066 can be categorized as specified below for planning purposes, however, school districts and county offices of education must address each of the state priorities in their LCAP. Charter schools must address the priorities in Education Code section 52060(d) that apply to the grade levels served, or the nature of the program operated, by the charter school.

A. Conditions of Learning:

***Basic:** degree to which teachers are appropriately assigned pursuant to Education Code section 44258.9, and fully credentialed in the subject areas and for the pupils they are teaching; pupils have access to standards-aligned instructional materials pursuant to Education Code section 60119; and school facilities are maintained in good repair pursuant to Education Code section 17002(d). (Priority 1)*

***Implementation of State Standards:** implementation of academic content and performance standards and English language development standards adopted by the state board for all pupils, including English learners. (Priority 2)*

***Course access:** pupil enrollment in a broad course of study that includes all of the subject areas described in Education Code section 51210 and subdivisions (a) to (i), inclusive, of Section 51220, as applicable. (Priority 7)*

***Expelled pupils (for county offices of education only):** coordination of instruction of expelled pupils pursuant to Education Code section 48926. (Priority 9)*

***Foster youth (for county offices of education only):** coordination of services, including working with the county child welfare agency to share information, responding to the needs of the juvenile court system, and ensuring transfer of health and education records. (Priority 10)*

B. Pupil Outcomes:

Pupil achievement: performance on standardized tests, score on Academic Performance Index, share of pupils that are college and career ready, share of English learners that become English proficient, English learner reclassification rate, share of pupils that pass Advanced Placement exams with 3 or higher, share of pupils determined prepared for college by the Early Assessment Program. (Priority 4)

Other pupil outcomes: pupil outcomes in the subject areas described in Education Code section 51210 and subdivisions (a) to (i), inclusive, of Education Code section 51220, as applicable. (Priority 8)

C. Engagement:

Parental involvement: efforts to seek parent input in decision making at the district and each schoolsite, promotion of parent participation in programs for unduplicated pupils and special need subgroups. (Priority 3)

Pupil engagement: school attendance rates, chronic absenteeism rates, middle school dropout rates, high school dropout rates, high school graduations rates. (Priority 5)

School climate: pupil suspension rates, pupil expulsion rates, other local measures including surveys of pupils, parents and teachers on the sense of safety and school connectedness. (Priority 6)

Section 1: Stakeholder Engagement

Meaningful engagement of parents, pupils, and other stakeholders, including those representing the subgroups identified in Education Code section 52052, is critical to the LCAP and budget process. Education Code sections 52060(g), 52062 and 52063 specify the minimum requirements for school districts; Education Code sections 52066(g), 52068 and 52069 specify the minimum requirements for county offices of education, and Education Code section 47606.5 specifies the minimum requirements for charter schools. In addition, Education Code section 48985 specifies the requirements for translation of documents.

Instructions: Describe the process used to consult with parents, pupils, school personnel, local bargaining units as applicable, and the community and how this consultation contributed to development of the LCAP or annual update. Note that the LEA's goals, actions, services and expenditures related to the state priority of parental involvement are to be described separately in Section 2. In the annual update boxes, describe the stakeholder involvement process for the review, and describe its impact on, the development of the annual update to LCAP goals, actions, services, and expenditures.

Guiding Questions:

- 1) How have applicable stakeholders (e.g., parents and pupils, including parents of unduplicated pupils and unduplicated pupils identified in Education Code section 42238.01; community members; local bargaining units; LEA personnel; county child welfare agencies; county office of education foster youth services programs, court-appointed special advocates, and other foster youth stakeholders; community organizations representing English learners; and others as appropriate) been engaged and involved in developing, reviewing, and supporting implementation of the LCAP?
- 2) How have stakeholders been included in the LEA's process in a timely manner to allow for engagement in the development of the LCAP?
- 3) What information (e.g., quantitative and qualitative data/metrics) was made available to stakeholders related to the state priorities and used by the LEA to inform the LCAP goal setting process? How was the information made available?
- 4) What changes, if any, were made in the LCAP prior to adoption as a result of written comments or other feedback received by the LEA through any of the LEA's engagement processes?
- 5) What specific actions were taken to meet statutory requirements for stakeholder engagement pursuant to Education Code sections 52062, 52068, and 47606.5, including engagement with representatives of parents and guardians of pupils identified in Education Code section 42238.01?
- 6) What specific actions were taken to consult with pupils to meet the requirements 5 CCR 15495(a)?
- 7) How has stakeholder involvement been continued and supported? How has the involvement of these stakeholders supported improved outcomes for pupils, including unduplicated pupils, related to the state priorities?

Involvement Process	Impact on LCAP
<p>Site Meetings: Parent Teacher Club – 7/17/14, 9/11/14, 10/01/14, 10/23/14, 11/13/14, 11/20/14, 01/15/15, 01/29/15, 2/19/15, 3/19/15, 4/9/15, 4/23/15 Coordinator Meetings: May 15 2014, May 5 2015 Student Survey: October 21-November 11 2014 Parent Survey: November 30-January 5 2015</p>	<ul style="list-style-type: none"> • Development of new GYCS website • Development of technology upgrade plan for GYCS • Introduction of College Prep Seminar Course • Development of College Information Workshop • Development of individualized four year plan with personal consultation with Principal
<p>Site Meetings: Parent Teacher Club – 7/17/14, 9/11/14, 10/01/14, 10/23/14, 11/13/14, 11/20/14, 01/15/15, 01/29/15, 2/19/15, 3/19/15, 4/9/15, 4/23/15 Coordinator Meetings: May 15 2014, May 5 2015</p>	<p>Annual Update:</p> <ul style="list-style-type: none"> • Introduction of Consumer Math course • Development of Media Lab • Reorganization of school library

Student Survey: October 21-November 11 2014 Parent Survey: November 30-January 5 2015	<ul style="list-style-type: none">• Acquisition of new books in ELA and Social Studies
--	--

Section 2: Goals, Actions, Expenditures, and Progress Indicators

Instructions:

All LEAs must complete the LCAP and Annual Update Template each year. The LCAP is a three-year plan for the upcoming school year and the two years that follow. In this way, the program and goals contained in the LCAP align with the term of a school district and county office of education budget and multiyear budget projections. The Annual Update section of the template reviews progress made for each stated goal in the school year that is coming to a close, assesses the effectiveness of actions and services provided, and describes the changes made in the LCAP for the next three years that are based on this review and assessment.

Charter schools may adjust the table below to align with the term of the charter school's budget that is submitted to the school's authorizer pursuant to Education Code section 47604.33.

For school districts, Education Code sections 52060 and 52061, for county offices of education, Education Code sections 52066 and 52067, and for charter schools, Education Code section 47606.5 require(s) the LCAP to include a description of the annual goals, for all pupils and each subgroup of pupils, to be achieved for each state priority as defined in 5 CCR 15495(i) and any local priorities; a description of the specific actions an LEA will take to meet the identified goals; a description of the expenditures required to implement the specific actions; and an annual update to include a review of progress towards the goals and describe any changes to the goals.

To facilitate alignment between the LCAP and school plans, the LCAP shall identify and incorporate school-specific goals related to the state and local priorities from the school plans submitted pursuant to Education Code section 64001. Furthermore, the LCAP should be shared with, and input requested from, schoolsite-level advisory groups, as applicable (e.g., schoolsite councils, English Learner Advisory Councils, pupil advisory groups, etc.) to facilitate alignment between school-site and district-level goals and actions. An LEA may incorporate or reference actions described in other plans that are being undertaken to meet the goal.

Using the following instructions and guiding questions, complete a goal table (see below) for each of the LEA's goals. Duplicate and expand the fields as necessary.

Goal: Describe the goal:

When completing the goal tables, include goals for all pupils and specific goals for schoolsites and specific subgroups, including pupils with disabilities, both at the LEA level and, where applicable, at the schoolsite level. The LEA may identify which schoolsites and subgroups have the same goals, and group and describe those goals together. The LEA may also indicate those goals that are not applicable to a specific subgroup or schoolsite.

Related State and/or Local Priorities: Identify the state and/or local priorities addressed by the goal by placing a check mark next to the applicable priority or priorities. The LCAP must include goals that address each of the state priorities, as defined in 5 CCR 15495(i), and any additional local priorities; however, one goal may address multiple priorities.

Identified Need: Describe the need(s) identified by the LEA that this goal addresses, including a description of the supporting data used to identify the need(s).

Schools: Identify the schoolsites to which the goal applies. LEAs may indicate "all" for all schools, specify an individual school or a subset of schools, or specify grade spans (e.g., all high schools or grades K-5).

Applicable Pupil Subgroups: Identify the pupil subgroups as defined in Education Code section 52052 to which the goal applies, or indicate "all" for all pupils.

Expected Annual Measurable Outcomes: For each LCAP year, identify and describe specific expected measurable outcomes for all pupils using, at minimum, the applicable required metrics for the related state priorities. Where applicable, include descriptions of specific expected measurable outcomes for schoolsites and specific subgroups, including pupils with disabilities, both at the LEA level and at the schoolsite level.

The metrics used to describe the expected measurable outcomes may be quantitative or qualitative, although the goal tables must address all required metrics for every state priority in each LCAP year. The required metrics are the specified measures and objectives for each state priority as set forth in Education Code sections 52060(d) and 52066(d). For the pupil engagement priority metrics, LEAs must calculate the rates specified in Education Code sections 52060(d)(5)(B), (C), (D) and (E) as described in the Local Control Accountability Plan and Annual Update Template Appendix, sections (a) through (d).

Actions/Services: For each LCAP year, identify all annual actions to be performed and services provided to meet the described goal. Actions may describe a group of services that are implemented to achieve the identified goal.

Scope of Service: Describe the scope of each action/service by identifying the schoolsites covered. LEAs may indicate “all” for all schools, specify an individual school or a subset of schools, or specify grade spans (e.g., all high schools or grades K-5). If supplemental and concentration funds are used to support the action/service, the LEA must identify if the scope of service is districtwide, schoolwide, countywide, or charterwide.

Pupils to be served within identified scope of service: For each action/service, identify the pupils to be served within the identified scope of service. If the action to be performed or the service to be provided is for all pupils, place a check mark next to “ALL.”

For each action and/or service to be provided above what is being provided for all pupils, place a check mark next to the applicable unduplicated pupil subgroup(s) and/or other pupil subgroup(s) that will benefit from the additional action, and/or will receive the additional service. Identify, as applicable, additional actions and services for unduplicated pupil subgroup(s) as defined in Education Code section 42238.01, pupils redesignated fluent English proficient, and/or pupils subgroup(s) as defined in Education Code section 52052.

Budgeted Expenditures: For each action/service, list and describe budgeted expenditures for each school year to implement these actions, including where those expenditures can be found in the LEA’s budget. The LEA must reference all fund sources for each proposed expenditure. Expenditures must be classified using the California School Accounting Manual as required by Education Code sections 52061, 52067, and 47606.5.

Guiding Questions:

- 1) What are the LEA’s goal(s) to address state priorities related to “Conditions of Learning”?
- 2) What are the LEA’s goal(s) to address state priorities related to “Pupil Outcomes”?
- 3) What are the LEA’s goal(s) to address state priorities related to parent and pupil “Engagement” (e.g., parent involvement, pupil engagement, and school climate)?
- 4) What are the LEA’s goal(s) to address any locally-identified priorities?
- 5) How have the unique needs of individual schoolsites been evaluated to inform the development of meaningful district and/or individual schoolsite goals (e.g., input from site level advisory groups, staff, parents, community, pupils; review of school level plans; in-depth school level data analysis, etc.)?

- 6) What are the unique goals for unduplicated pupils as defined in Education Code sections 42238.01 and subgroups as defined in section 52052 that are different from the LEA's goals for all pupils?
- 7) What are the specific expected measurable outcomes associated with each of the goals annually and over the term of the LCAP?
- 8) What information (e.g., quantitative and qualitative data/metrics) was considered/reviewed to develop goals to address each state or local priority?
- 9) What information was considered/reviewed for individual schoolsites?
- 10) What information was considered/reviewed for subgroups identified in Education Code section 52052?
- 11) What actions/services will be provided to all pupils, to subgroups of pupils identified pursuant to Education Code section 52052, to specific schoolsites, to English learners, to low-income pupils, and/or to foster youth to achieve goals identified in the LCAP?
- 12) How do these actions/services link to identified goals and expected measurable outcomes?
- 13) What expenditures support changes to actions/services as a result of the goal identified? Where can these expenditures be found in the LEA's budget?

GOAL :	GOAL 1: GYCS students will be challenged and supported to achieve academic success in a clean, safe environment			Related State and/or Local Priorities: 1 <u>X</u> 2 <u>X</u> 3__ 4 <u>X</u> 5 <u>X</u> 6__ 7__ 8 <u>X</u> COE only: 9__ 10__ Local : Specify _____	
Identified Need :	ALL				
Goal Applies to:	Schools:	GYCS			
	Applicable Pupil Subgroups:	Low Income pupils, Foster Youth, Redesignated fluent English proficient			
LCAP Year 1: 2015-16					
Expected Annual Measurable Outcomes:	<ul style="list-style-type: none"> Common Core State Standards are being implemented in all GYCS classrooms as measured by site personnel CAASPP metric to be determined using 2014-15 baseline data API calculation suspended, baseline established once reinstated <10% students will not graduate as a result of not passing the CAHSEE Teacher mis-assignment will not exceed 9% GYCS will pass inspection within 30 days 100% of students are enrolled in a-g approved courses. 13% of graduates will compete all a-g Provide 100% of students access to standards aligned materials as certified by the CJUSD Board of Trustees 				
Actions/Services		Scope of	Pupils to be served within identified scope of service		Budgeted

	Service		Expenditures
7-12 teachers will use the California State Standard in ELA, Literacy, History, Social Studies, Science and Technical Subjects. 7-12 Teachers will use the California Common Core State Standards in mathematics.	GYCS	<input checked="" type="checkbox"/> ALL OR: <input type="checkbox"/> Low Income pupils <input type="checkbox"/> English Learners <input type="checkbox"/> Foster Youth <input type="checkbox"/> Redesignated fluent English proficient <input type="checkbox"/> Other Subgroups:(Specify)_____	LCFF Resource 0000 \$229,724 Resource 1400 150,921
Pilot English/Language Arts Common Core	GYCS	<input checked="" type="checkbox"/> ALL OR: <input type="checkbox"/> Low Income pupils <input type="checkbox"/> English Learners <input type="checkbox"/> Foster Youth <input type="checkbox"/> Redesignated fluent English proficient <input type="checkbox"/> Other Subgroups:(Specify)_____	LCFF Resource 0700 Obj. 4300 \$1,200
7-12 Teachers will access choices of Professional Development to support the implementation of California Common Core State Standards	GYCS	<input checked="" type="checkbox"/> ALL OR: <input type="checkbox"/> Low Income pupils <input type="checkbox"/> English Learners <input type="checkbox"/> Foster Youth <input type="checkbox"/> Redesignated fluent English proficient <input type="checkbox"/> Other Subgroups:(Specify)_____	LCFF Resource 0700 Obj 5200 \$500.00
GYCS will provide new Chromebook lab to facilitate ELA instruction	GYCS	<input checked="" type="checkbox"/> ALL OR: <input type="checkbox"/> Low Income pupils <input type="checkbox"/> English Learners <input type="checkbox"/> Foster Youth <input type="checkbox"/> Redesignated fluent English proficient <input type="checkbox"/> Other Subgroups:(Specify)_____	LCFF Resource 0700 Carryover 5,000 Obj 4400
Provide BTSA support to new teachers	GYCS	<input checked="" type="checkbox"/> ALL OR: <input type="checkbox"/> Low Income pupils <input type="checkbox"/> English Learners <input type="checkbox"/> Foster Youth <input type="checkbox"/> Redesignated fluent English proficient <input type="checkbox"/> Other Subgroups:(Specify)_____	TBD
GYCS will create a new Media center for Yearbook, Newspaper and Video	GYCS	<input checked="" type="checkbox"/> ALL OR: <input type="checkbox"/> Low Income pupils <input type="checkbox"/> English Learners <input type="checkbox"/> Foster Youth <input type="checkbox"/> Redesignated fluent English proficient <input type="checkbox"/> Other Subgroups:(Specify)_____	TBD

GYCS will supplement curriculum with new Common Core texts in ELA and social studies	GYCS	<input checked="" type="checkbox"/> ALL OR: <input type="checkbox"/> Low Income pupils <input type="checkbox"/> English Learners <input type="checkbox"/> Foster Youth <input type="checkbox"/> Redesignated fluent English proficient <input type="checkbox"/> Other Subgroups:(Specify)_____	TBD
GYCS will provide support classes; Math lab, Intervention hour, and Summer School program	GYCS	<input checked="" type="checkbox"/> ALL OR: <input type="checkbox"/> Low Income pupils <input type="checkbox"/> English Learners <input type="checkbox"/> Foster Youth <input type="checkbox"/> Redesignated fluent English proficient <input type="checkbox"/> Other Subgroups:(Specify)_____	LCFF Resource 0700 Obj 100/\$3500 Obj 3xxx/\$480
GYCS Teacher collaboration: vertical between junior high school and high school, horizontal between subject departments	GYCS	<input checked="" type="checkbox"/> ALL OR: <input type="checkbox"/> Low Income pupils <input type="checkbox"/> English Learners <input type="checkbox"/> Foster Youth <input type="checkbox"/> Redesignated fluent English proficient <input type="checkbox"/> Other Subgroups:(Specify)_____	Modify Monday Schedule for faculty collaboration

LCAP Year 2: 2016-17

Expected Annual Measurable Outcomes:	<ul style="list-style-type: none"> Common Core State Standards are being implemented in all GYCS classrooms as measured by site personnel Improve CAASPP score above 2014-15 benchmark API calculation suspended, baseline established once reinstated <10% students will not graduate as a result of not passing the CAHSEE Teacher mis-assignment will not exceed 9% GYCS will pass inspection within 30 days 100% of students are enrolled in a-g approved courses. 15% of graduates will compete all a-g Provide 100% of students access to standards aligned materials as certified by the CJUSD Board of Trustees 		
Actions/Services	Scope of Service	Pupils to be served within identified scope of service	Budgeted Expenditures
7-12 teachers will use the California State Standard in ELA, Literacy, History, Social Studies, Science and Technical Subjects. 7-12 Teachers will use the California Common Core State Standards in mathematics.	GYCS	<input checked="" type="checkbox"/> ALL OR: <input type="checkbox"/> Low Income pupils <input type="checkbox"/> English Learners <input type="checkbox"/> Foster Youth <input type="checkbox"/> Redesignated fluent English proficient <input type="checkbox"/> Other Subgroups:(Specify)_____	LCFF resource 0700 229,724 Resource 1400 150,921

Purchase 7-12 English/Language Arts Common Core And ELD aligned curriculum	GYCS	<input checked="" type="checkbox"/> ALL OR: <input type="checkbox"/> Low Income pupils <input type="checkbox"/> English Learners <input type="checkbox"/> Foster Youth <input type="checkbox"/> Redesignated fluent English proficient <input type="checkbox"/> Other Subgroups:(Specify) _____	LCFF Resource 0700 Obj 4100 \$10,000
7-12 Teachers will access choices of Professional Development to support the implementation of California Common Core State Standards	GYCS	<input checked="" type="checkbox"/> ALL OR: <input type="checkbox"/> Low Income pupils <input type="checkbox"/> English Learners <input type="checkbox"/> Foster Youth <input type="checkbox"/> Redesignated fluent English proficient <input type="checkbox"/> Other Subgroups:(Specify) _____	LCFF Resource 0700 Obj 5200 \$500.00
Provide BTSA support to new teachers	GYCS	<input checked="" type="checkbox"/> ALL OR: <input type="checkbox"/> Low Income pupils <input type="checkbox"/> English Learners <input type="checkbox"/> Foster Youth <input type="checkbox"/> Redesignated fluent English proficient <input type="checkbox"/> Other Subgroups:(Specify) _____	TBD
Curriculum developed for media communication instruction	GYCS	<input checked="" type="checkbox"/> ALL OR: <input type="checkbox"/> Low Income pupils <input type="checkbox"/> English Learners <input type="checkbox"/> Foster Youth <input type="checkbox"/> Redesignated fluent English proficient <input type="checkbox"/> Other Subgroups:(Specify) _____	Tbd
Teacher collaboration: vertical between junior high school and high school, horizontal between subject departments	GYCS	<input checked="" type="checkbox"/> ALL OR: <input type="checkbox"/> Low Income pupils <input type="checkbox"/> English Learners <input type="checkbox"/> Foster Youth <input type="checkbox"/> Redesignated fluent English proficient <input type="checkbox"/> Other Subgroups:(Specify) _____	Modify student schedule for faculty collaboration
GYCS will provide support classes; Math lab, Intervention hour, and Summer School program	GYCS	<input checked="" type="checkbox"/> ALL OR: <input type="checkbox"/> Low Income pupils <input type="checkbox"/> English Learners <input type="checkbox"/> Foster Youth <input type="checkbox"/> Redesignated fluent English proficient <input type="checkbox"/> Other Subgroups:(Specify) _____	LCFF Resource 0700 Obj \$1100 \$3500 Obj 3xxx

			\$495.00
LCAP Year 3: 2017-18			
Expected Annual Measurable Outcomes:	<ul style="list-style-type: none"> Common Core State Standards are being implemented in all GYCS classrooms as measured by site personnel Improve CAASPP score above 2014-15 benchmark API calculation suspended, baseline established once reinstated <10% students will not graduate as a result of not passing the CAHSEE Teacher mis-assignment will not exceed 9% GYCS will pass inspection within 30 days 100% of students are enrolled in a-g approved courses. 15% of graduates will compete all a-g Provide 100% of students access to standards aligned materials as certified by the CJUSD Board of Trustees 		
Actions/Services	Scope of Service	Pupils to be served within identified scope of service	Budgeted Expenditures
7-12 teachers will use the California State Standard in ELA, Literacy, History, Social Studies, Science and Technical Subjects. 7-12 Teachers will use the California Common Core State Standards in mathematics.	GYCS	<u> X </u> ALL OR: <u> </u> Low Income pupils <u> </u> English Learners <u> </u> Foster Youth <u> </u> Redesignated fluent English proficient <u> </u> Other Subgroups: (Specify) _____	LCFF Resource 0700 \$232,000 Resource 1400 \$150,291
Pilot Science Common Core aligned standards	GYCS	<u> X </u> ALL OR: <u> </u> Low Income pupils <u> </u> English Learners <u> </u> Foster Youth <u> </u> Redesignated fluent English proficient <u> </u> Other Subgroups: (Specify) _____	LCFF Resource 0700 Obj 4300 \$500
7-12 Teachers will access choices of Professional Development to support the implementation of California Common Core Standards	GYCS	<u> X </u> ALL OR: <u> </u> Low Income pupils <u> </u> English Learners <u> </u> Foster Youth <u> </u> Redesignated fluent English proficient <u> </u> Other Subgroups: (Specify) _____	LCFF Resource 0700 Obj 5200 \$750
Provide BTSA support to new teachers	GYCS	<u> X </u> ALL OR: <u> </u> Low Income pupils <u> </u> English Learners <u> </u> Foster Youth <u> </u> Redesignated fluent English proficient	TBD

		<u>Other Subgroups:(Specify)</u>	
Teacher collaboration: vertical between junior high school and high school, horizontal between subject departments	GYCS	<u>X</u> ALL OR: <u>Low Income pupils</u> <u>English Learners</u> <u>Foster Youth</u> <u>Redesignated fluent English proficient</u> <u>Other Subgroups:(Specify)</u>	Modify student schedule for faculty collaboration
GYCS will provide support classes; Math lab, Intervention hour, and Summer School program	GYCS	<u>X</u> ALL OR: <u>Low Income pupils</u> <u>English Learners</u> <u>Foster Youth</u> <u>Redesignated fluent English proficient</u> <u>Other Subgroups:(Specify)</u>	LCFF Resource 0700 Obj 1100/\$3500 Obj 3xxx/\$505

GOAL:	GOAL 2: GYCS students will be College & Career Ready			Related State and/or Local Priorities: 1__ 2__ 3__ 4__ 5 <u>X</u> 6__ 7 <u>X</u> 8__ COE only: 9__ 10__ Local : Specify _____
Identified Need :	ALL			
Goal Applies to:	Schools:	GYCS		
	Applicable Pupil Subgroups:	Low Income pupils, English Learners, Foster Youth, Redesignated fluent English proficient		
LCAP Year 1: 2015-16				
Expected Annual Measurable Outcomes:	<ul style="list-style-type: none"> • Explore CTE offerings for piloting a CTE course • Increase participation in post-secondary education programs • Increase completion of all a-g college requirements • Increase number of college survey field trips 			
Actions/Services	Scope of Service	Pupils to be served within identified scope of service	Budgeted Expenditures	
Investigate CTE offerings. Evaluate resources necessary to offer new course	GYCS	<u>X</u> ALL OR: __ Low Income pupils __ English Learners __ Foster Youth __ Redesignated fluent English proficient __ Other Subgroups:(Specify) _____	TBD	
Pilot new College Preparation Seminar course with emphasis on SAT preparation	GYCS	<u>X</u> ALL OR: __ Low Income pupils __ English Learners __ Foster Youth __ Redesignated fluent English proficient __ Other Subgroups:(Specify) _____	LCFF Resource 0700 Obj 4300 \$1,200	
Participate in outreach program with community college partner	GYCS	<u>X</u> ALL OR: __ Low Income pupils __ English Learners __ Foster Youth __ Redesignated fluent English proficient __ Other Subgroups:(Specify) _____	N/A	

Increase concurrent enrollment in community college to 13% of graduating seniors	GYCS	<u> </u> ALL OR: <u> </u> X Low Income pupils <u> </u> X English Learners <u> </u> X Foster Youth <u> </u> X Redesignated fluent English proficient <u> </u> Other Subgroups:(Specify) _____	N/A
--	------	--	-----

LCAP Year 2: 2016-17

Expected Annual Measurable Outcomes:	<ul style="list-style-type: none"> • Explore CTE offerings for piloting a CTE course • Increase participation in post-secondary education programs • Increase completion of all a-g college requirements • Increase number of college survey field trips 		
Actions/Services	Scope of Service	Pupils to be served within identified scope of service	Budgeted Expenditures
Pilot new CTE course	GYCS	<u> </u> X ALL OR: <u> </u> Low Income pupils <u> </u> English Learners <u> </u> Foster Youth <u> </u> Redesignated fluent English proficient <u> </u> Other Subgroups:(Specify) _____	LCFF Resource 0700 Obj 1100/\$10,000 Obj 3xxx/\$1,375
Increase enrollment in College Preparation Seminar course. Increase participation in the SAT/ACT college entrance examinations	GYCS	<u> </u> X ALL OR: <u> </u> Low Income pupils <u> </u> English Learners <u> </u> Foster Youth <u> </u> Redesignated fluent English proficient <u> </u> Other Subgroups:(Specify) _____	LCFF Resource 0700 Obj 4300 \$1,200
Offer college financial workshop for parents and students	GYCS	<u> </u> X ALL OR: <u> </u> Low Income pupils <u> </u> English Learners <u> </u> Foster Youth <u> </u> Redesignated fluent English proficient <u> </u> Other Subgroups:(Specify) _____	LCFF Resource 0700 Obj 1100/\$250 Obj 3xxx/\$35.00
Prepare detailed four year plan that includes post secondary education plan for all students	GYCS	<u> </u> X ALL OR: <u> </u> Low Income pupils <u> </u> English Learners <u> </u> Foster Youth <u> </u> Redesignated fluent English proficient <u> </u> Other Subgroups:(Specify) _____	TBD

Participate in "Steps to Success" Saturday event held at ARC in January outlining Los Rios Community College programs and enrollment	GYCS	<u> </u> ALL OR: <u> </u> X Low Income pupils <u> </u> X English Learners <u> </u> X Foster Youth <u> </u> X Redesignated fluent English proficient <u> </u> Other Subgroups: (Specify) _____	TBD
LCAP Year 3: 2017-18			
Expected Annual Measurable Outcomes:	<ul style="list-style-type: none"> • Explore CTE offerings for piloting a CTE course • Increase participation in post-secondary education programs • Increase completion of all a-g college requirements • Increase number of college survey field trips 		
Actions/Services	Scope of Service	Pupils to be served within identified scope of service	Budgeted Expenditures
Evaluate/Adjust new CTE offering to more effectively target students	GYCS	<u> </u> X ALL OR: <u> </u> Low Income pupils <u> </u> English Learners <u> </u> Foster Youth <u> </u> Redesignated fluent English proficient <u> </u> Other Subgroups: (Specify) _____	LCFF Resource 0700 Obj 1100/\$10,000 Obj 3xxx/\$1,375
Participate in "Steps to Success" Saturday event held at ARC in January outlining Los Rios Community College programs and enrollment	GYCS	<u> </u> X ALL OR: <u> </u> Low Income pupils <u> </u> English Learners <u> </u> Foster Youth <u> </u> Redesignated fluent English proficient <u> </u> Other Subgroups: (Specify) _____	TBD
Participate in the CSUS Application/Admission/Transfer Workshop held the last week of July	GYCS	<u> </u> X ALL OR: <u> </u> Low Income pupils <u> </u> English Learners <u> </u> Foster Youth <u> </u> Redesignated fluent English proficient <u> </u> Other Subgroups: (Specify) _____	TBD
Host a college/career education event at the GYCS site	GYCS	<u> </u> X ALL OR: <u> </u> Low Income pupils <u> </u> English Learners <u> </u> Foster Youth <u> </u> Redesignated fluent English proficient <u> </u> Other Subgroups: (Specify) _____	TBD

Conduct a minimum of two college visitation field trips	GYCS	<u> </u> ALL OR: <u> X </u> Low Income pupils <u> X </u> English Learners <u> X </u> Foster Youth <u> X </u> Redesignated fluent English proficient <u> </u> Other Subgroups:(Specify) _____	LCFF Resource 0700 Obj 5200 \$500
---	------	--	--

GOAL:	GOAL 3: GYCS students and families will be engaged and informed regarding the educational process and opportunities		Related State and/or Local Priorities:	
			1__ 2__ 3__ 4__ 5_X 6_X 7__ 8__ COE only: 9__ 10__ Local : Specify _____	
Identified Need : ALL				
Goal Applies to:	Schools:	GYCS		
	Applicable Pupil Subgroups:	English Learner, Redesignated fluent English proficient		
LCAP Year 1: 2015-16				
Expected Annual Measurable Outcomes:	<ul style="list-style-type: none"> • Establish appropriate baseline for charter school attendance • Increase participation in clubs, activities and athletics to 26% • Increase GYCS graduation rate to 90% • Decrease GYCS chronic absenteeism rates to 24% • Decrease GYCS High School drop outs to 1 or less • Decrease GYCS suspension rate to 5% • Decrease GYCS expulsions to 16 • Increase parent attendance and participation to 20% 			
Actions/Services		Scope of Service	Pupils to be served within identified scope of service	Budgeted Expenditures
Provide incentives for attendance, ie., participation in sports, field trips, reward days, etc.		GYCS	_X_ ALL OR: __ Low Income pupils __ English Learners __ Foster Youth __ Redesignated fluent English proficient __ Other Subgroups:(Specify)_____	
Increase sports offerings at GYCS		GYCS	_X_ ALL OR: __ Low Income pupils __ English Learners __ Foster Youth __ Redesignated fluent English proficient __ Other Subgroups:(Specify)_____	
Host a tournament in the GYCS gymnasium		GYCS	_X_ ALL	

		OR: <input type="checkbox"/> Low Income pupils <input type="checkbox"/> English Learners <input type="checkbox"/> Foster Youth <input type="checkbox"/> Redesignated fluent English proficient <input type="checkbox"/> Other Subgroups:(Specify)_____	
Implement the GYCS intervention team to take a holistic approach to correcting problem behaviors	GYCS	<input checked="" type="checkbox"/> ALL OR: <input type="checkbox"/> Low Income pupils <input type="checkbox"/> English Learners <input type="checkbox"/> Foster Youth <input type="checkbox"/> Redesignated fluent English proficient <input type="checkbox"/> Other Subgroups:(Specify)_____	
Schoolwide participation in a community event like the North Highlands Memorial Day parade	GYCS	<input checked="" type="checkbox"/> ALL OR: <input type="checkbox"/> Low Income pupils <input type="checkbox"/> English Learners <input type="checkbox"/> Foster Youth <input type="checkbox"/> Redesignated fluent English proficient <input type="checkbox"/> Other Subgroups:(Specify)_____	
Improve school website to address community events and concerns	GYCS	<input checked="" type="checkbox"/> ALL OR: <input type="checkbox"/> Low Income pupils <input type="checkbox"/> English Learners <input type="checkbox"/> Foster Youth <input type="checkbox"/> Redesignated fluent English proficient <input type="checkbox"/> Other Subgroups:(Specify)_____	
Host a community car show with the cooperation of CJUSD	GYCS	<input checked="" type="checkbox"/> ALL OR: <input type="checkbox"/> Low Income pupils <input type="checkbox"/> English Learners <input type="checkbox"/> Foster Youth <input type="checkbox"/> Redesignated fluent English proficient <input type="checkbox"/> Other Subgroups:(Specify)_____	

LCAP Year 2: 2016-17

Expected Annual Measurable Outcomes:	<ul style="list-style-type: none"> • Establish appropriate baseline for charter school attendance • Increase participation in clubs, activities and athletics to 26% • Increase GYCS graduation rate to 90% • Decrease GYCS chronic absenteeism rates to 24% • Decrease GYCS High School drop outs to 1 or less • Decrease GYCS suspension rate to 5% • Decrease GYCS expulsions to 16 • Increase parent attendance and participation to 20%
--------------------------------------	--

Actions/Services	Scope of Service	Pupils to be served within identified scope of service	Budgeted Expenditures
Include awards for perfect attendance at awards ceremonies	GYCS	<u>X</u> ALL OR: ___ Low Income pupils ___ English Learners ___ Foster Youth ___ Redesignated fluent English proficient ___ Other Subgroups:(Specify) _____	
Adjust certificated service hours as appropriate for the athletic program	GYCS	<u>X</u> ALL OR: ___ Low Income pupils ___ English Learners ___ Foster Youth ___ Redesignated fluent English proficient ___ Other Subgroups:(Specify) _____	
Add a girls sport to the athletic program	GYCS	<u>X</u> ALL OR: ___ Low Income pupils ___ English Learners ___ Foster Youth ___ Redesignated fluent English proficient ___ Other Subgroups:(Specify) _____	
Expand after school club opportunities	GYCS	<u>X</u> ALL OR: ___ Low Income pupils ___ English Learners ___ Foster Youth ___ Redesignated fluent English proficient ___ Other Subgroups:(Specify) _____	
Encourage senior projects that improve school/community relations	GYCS	___ ALL OR: ___ Low Income pupils ___ English Learners ___ Foster Youth ___ Redesignated fluent English proficient ___ Other Subgroups:(Specify) _____	
LCAP Year 3: 2017-18			
Expected Annual Measurable Outcomes:	<ul style="list-style-type: none"> • Establish appropriate baseline for charter school attendance • Increase participation in clubs, activities and athletics to 26% • Increase GYCS graduation rate to 90% • Decrease GYCS chronic absenteeism rates to 24% 		

<ul style="list-style-type: none"> • Decrease GYCS High School drop outs to 1 or less • Decrease GYCS suspension rate to 5% • Decrease GYCS expulsions to 16 • Increase parent attendance and participation to 20% 			
Actions/Services	Scope of Service	Pupils to be served within identified scope of service	Budgeted Expenditures
Develop mobile phone database of all families attending GYCS. Pilot new real-time intervention plan by texting families the moment a student absence is discovered.	GYCS	<input checked="" type="checkbox"/> ALL OR: <input type="checkbox"/> Low Income pupils <input type="checkbox"/> English Learners <input type="checkbox"/> Foster Youth <input type="checkbox"/> Redesignated fluent English proficient <input type="checkbox"/> Other Subgroups: (Specify) _____	
Provide graduating seniors a list of approved community service projects that meet the graduation requirement.	GYCS	<input checked="" type="checkbox"/> ALL OR: <input type="checkbox"/> Low Income pupils <input type="checkbox"/> English Learners <input type="checkbox"/> Foster Youth <input type="checkbox"/> Redesignated fluent English proficient <input type="checkbox"/> Other Subgroups: (Specify) _____	
Adjust certificated service hours to permit service as club advisors	GYCS	<input type="checkbox"/> ALL OR: <input type="checkbox"/> Low Income pupils <input type="checkbox"/> English Learners <input type="checkbox"/> Foster Youth <input type="checkbox"/> Redesignated fluent English proficient <input type="checkbox"/> Other Subgroups: (Specify) _____	
Conduct an on-line parent survey to evaluate progress in community outreach	GYCS	<input checked="" type="checkbox"/> ALL OR: <input type="checkbox"/> Low Income pupils <input type="checkbox"/> English Learners <input type="checkbox"/> Foster Youth <input type="checkbox"/> Redesignated fluent English proficient <input type="checkbox"/> Other Subgroups:(Specify) _____	
Change GYCS charter to include credit recovery services for failing students	GYCS	<input type="checkbox"/> ALL OR: <input type="checkbox"/> Low Income pupils <input checked="" type="checkbox"/> English Learners <input type="checkbox"/> Foster Youth <input checked="" type="checkbox"/> Redesignated fluent English proficient <input type="checkbox"/> Other Subgroups:(Specify) _____	

Annual Update Instructions: For each goal in the prior year LCAP, review the progress toward the expected annual outcome(s) based on, at a minimum, the required metrics pursuant to Education Code sections 52060 and 52066. The review must include an assessment of the effectiveness of the specific actions. Describe any changes to the actions or goals the LEA will take as a result of the review and assessment. In addition, review the applicability of each goal in the LCAP.

Guiding Questions:

- 1) How have the actions/services addressed the needs of all pupils and did the provisions of those services result in the desired outcomes?
- 2) How have the actions/services addressed the needs of all subgroups of pupils identified pursuant to Education Code section 52052, including, but not limited to, English learners, low-income pupils, and foster youth; and did the provision of those actions/services result in the desired outcomes?
- 3) How have the actions/services addressed the identified needs and goals of specific schoolsites and were these actions/services effective in achieving the desired outcomes?
- 4) What information (e.g., quantitative and qualitative data/metrics) was examined to review progress toward goals in the annual update?
- 5) What progress has been achieved toward the goal and expected measurable outcome(s)? How effective were the actions and services in making progress toward the goal? What changes to goals, actions, services, and expenditures are being made in the LCAP as a result of the review of progress and assessment of the effectiveness of the actions and services?
- 6) What differences are there between budgeted expenditures and estimated actual annual expenditures? What were the reasons for any differences?

Complete a copy of this table for each of the LEA's goals in the prior year LCAP. Duplicate and expand the fields as necessary.

Original GOAL from prior year LCAP:	GOAL 1: Global Youth Charter School students will be challenged and supported to achieve academic success in a clean, safe environment	Related State and/or Local Priorities: 1_ X _ 2_ X _ 3_ __ 4_ X _ 5_ X _ 6_ __ 7_ __ 8_ X _ COE only: 9__ 10__ Local : Specify _____
Goal Applies to:	Schools: GYCS Applicable Pupil Subgroups: Low Income pupils, Foster Youth, Redesignated fluent English proficient	
Expected Annual Measurable Outcomes:	A) Common Core State Standards is being implemented in all GYCS Classrooms as measured by district and site personnel B) Establish math and ELA proficiency baselines as measured by CAASPP C) API Calculation Suspended – Baseline established once reinstated D) 90% of students will pass the CAHSEE E) Teacher misassignment will not exceed 10% F) Provide 100% of students access to standards aligned materials. As certified by the CJUSD Board of Trustees each year G) 100% of schools will pass inspection within 30 days	Actual Annual Measurable Outcomes: A) Common Core State Standards is being implemented in all CYCS Classrooms as measured by district and site personnel B) TBD, data released Aug C) TBD, API Calculation Suspended D) TBD, data released July E) TBD, data released September I) 2014-15 Teacher misassignment: 2 classes/24 classes. Misassignment rate: 8.3% J) 2014-15: no Williams findings, 100% of students have access to standards aligned materials K) 100% of schools passed 2014-15 inspection

LCAP Year: 2014-15			
Planned Actions/Services		Actual Actions/Services	
	Budgeted Expenditures		Estimated Actual Annual Expenditures
Implement Common Core State Standards		Partial implementation of ELA and mathematical Common Core State Standards	
Scope of service:	GYCS	Scope of service:	GYCS
<input checked="" type="checkbox"/> ALL		<input checked="" type="checkbox"/> ALL	
OR: <input type="checkbox"/> Low Income pupils <input type="checkbox"/> English Learners <input type="checkbox"/> Foster Youth <input type="checkbox"/> Redesignated fluent English proficient <input type="checkbox"/> Other Subgroups:(Specify)_____		OR: <input type="checkbox"/> Low Income pupils <input type="checkbox"/> English Learners <input type="checkbox"/> Foster Youth <input type="checkbox"/> Redesignated fluent English proficient <input type="checkbox"/> Other Subgroups:(Specify)_____	
Purchase K-12 math curriculum Common Core by the end of 2013/14		Due to budget and low numbers, we are still working on purchasing math curriculum for 2015-16	
Scope of service:	GYCS	Scope of service:	GYCS
<input checked="" type="checkbox"/> ALL		<input checked="" type="checkbox"/> ALL	
OR: <input type="checkbox"/> Low Income pupils <input type="checkbox"/> English Learners <input type="checkbox"/> Foster Youth <input type="checkbox"/> Redesignated fluent English proficient <input type="checkbox"/> Other Subgroups:(Specify)_____		OR: <input type="checkbox"/> Low Income pupils <input type="checkbox"/> English Learners <input type="checkbox"/> Foster Youth <input type="checkbox"/> Redesignated fluent English proficient <input type="checkbox"/> Other Subgroups:(Specify)_____	

Teachers will access choices of Professional Development to support the implementation of California Common Core State Standards			Teachers participated in Common Core State Standards aligned math adoption training and a variety of ELA trainings.		LCFF Resource 0700 Obj 5200 \$450.00
Scope of service:	GYCS		Scope of service:	GYCS	
<input checked="" type="checkbox"/> ALL			<input checked="" type="checkbox"/> ALL		
OR: <input type="checkbox"/> Low Income pupils <input type="checkbox"/> English Learners <input type="checkbox"/> Foster Youth <input type="checkbox"/> Redesignated fluent English proficient <input type="checkbox"/> Other Subgroups:(Specify)_____			OR: <input type="checkbox"/> Low Income pupils <input type="checkbox"/> English Learners <input type="checkbox"/> Foster Youth <input type="checkbox"/> Redesignated fluent English proficient <input type="checkbox"/> Other Subgroups:(Specify)_____		
Provide BTSA support to new teachers			2 GYCS teachers were supported through BTSA for the 2014-15 school year		LCFF Resource 0700 Obj 1100 \$35.00
Scope of service:	GYCS		Scope of service:	GYCS	
<input checked="" type="checkbox"/> ALL			<input checked="" type="checkbox"/> ALL		
OR: <input type="checkbox"/> Low Income pupils <input type="checkbox"/> English Learners <input type="checkbox"/> Foster Youth <input type="checkbox"/> Redesignated fluent English proficient <input type="checkbox"/> Other Subgroups:(Specify)_____			OR: <input type="checkbox"/> Low Income pupils <input type="checkbox"/> English Learners <input type="checkbox"/> Foster Youth <input type="checkbox"/> Redesignated fluent English proficient <input type="checkbox"/> Other Subgroups:(Specify)_____		
GYCS will provide support Classes; College Prep Seminar, Math lab, Summer School program			GYCS offered the following support classes: <ul style="list-style-type: none"> • 1 section of Math Lab, serving 60 students • 1 sections of the College Prep Seminar, serving 12 students • Summer School offered for 2015; number of students served TBA 		Modify Class Teaching

Scope of service: 9-12	GYCS		Scope of service:	GYCS	
<input checked="" type="checkbox"/> ALL			<input checked="" type="checkbox"/> ALL		
OR: <input type="checkbox"/> Low Income pupils <input type="checkbox"/> English Learners <input type="checkbox"/> Foster Youth <input type="checkbox"/> Redesignated fluent English proficient <input type="checkbox"/> Other Subgroups:(Specify)_____			OR: <input type="checkbox"/> Low Income pupils <input type="checkbox"/> English Learners <input type="checkbox"/> Foster Youth <input type="checkbox"/> Redesignated fluent English proficient <input type="checkbox"/> Other Subgroups:(Specify)_____		

What changes in actions, services, and expenditures will be made as a result of reviewing past progress and/or changes to goals?	<ul style="list-style-type: none"> • Changing 6-12 math local assessment. Will implement performance task, deemed a more authentic measure of math standards attainment versus previously established fluency assessment. • Obtaining new curricula in ELA, Social Studies, and Mathematics that are aligned with Common Core Standards.
--	--

Original GOAL from prior year LCAP:	GOAL 2: GYCS students will be college and career ready		Related State and/or Local Priorities: 1__ 2__ 3__ 4__ 5 <u>X</u> 6__ 7 <u>X</u> 8__ COE only: 9__ 10__ Local : Specify _____	
Goal Applies to:	Schools:	GYCS		
	Applicable Pupil Subgroups:	Low Income pupils, Foster Youth, Redesignated fluent English proficient		
Expected Annual Measurable Outcomes:	To prepare students for College & Career, GYCS will increase CTE opportunities, a-g participation and completion rate, and increase graduation rate. A) 2013-2014: No CTE courses are offered B) 2013-2014: 100% CHS students enrolled in a-g coursework. 9% of students complete a-g coursework C) 2013-2014: Global Youth Charter School students receive no career exploration education		Actual Annual Measurable Outcomes:	A) 2014-2015: CTE pilot course offering explored B) 2014-2015: 100% enrolled in a-g; 0% completed a-g C) 2014-2015: College Prep Seminar Course offered, including career exploration education
LCAP Year: 2014-15				
Planned Actions/Services			Actual Actions/Services	
	Budgeted Expenditures		Estimated Actual Annual Expenditures	
GYCS to explore options/trends/staffing to increase CTE offerings over the next three years		Met to explore options, trends, staffing Identified financial barriers and strategies to increase CTE offerings over coming years		
Scope of service:	GYCS	Scope of service:	GYCS	

<input checked="" type="checkbox"/> <u>X</u> ALL OR: <input type="checkbox"/> Low Income pupils <input type="checkbox"/> English Learners <input type="checkbox"/> Foster Youth <input type="checkbox"/> Redesignated fluent English proficient <input type="checkbox"/> Other Subgroups:(Specify)_____		<input checked="" type="checkbox"/> <u>X</u> ALL OR: <input type="checkbox"/> Low Income pupils <input type="checkbox"/> English Learners <input type="checkbox"/> Foster Youth <input type="checkbox"/> Redesignated fluent English proficient <input type="checkbox"/> Other Subgroups:(Specify)_____	
Increase concurrent college enrollment allowing completion of all a-g requirements to at least 10% of graduating seniors		Committee comprised of teachers, office staff, parents and principal identified current schedule as a large barrier to a-g completion. Partnership with ARC established as a result of committee recommendations. Development of College Information presentation for parents and students. Development of College Resources links on new school website Development of individualized educational plan specific to each student during consultation with the principal.	
Scope of service:	GYCS	Scope of service:	GYCS
<input checked="" type="checkbox"/> <u>X</u> ALL OR: <input type="checkbox"/> Low Income pupils <input type="checkbox"/> English Learners <input type="checkbox"/> Foster Youth <input type="checkbox"/> Redesignated fluent English proficient <input type="checkbox"/> Other Subgroups:(Specify)_____		<input checked="" type="checkbox"/> <u>X</u> ALL OR: <input type="checkbox"/> Low Income pupils <input type="checkbox"/> English Learners <input type="checkbox"/> Foster Youth <input type="checkbox"/> Redesignated fluent English proficient <input type="checkbox"/> Other Subgroups:(Specify)_____	
Establish partnership with community colleges to develop appropriate programs for college and career education and college visits		ARC partnership with enrollment counselors. Career/College presentation by ARC representatives during back-to-school event in fall. CSUS campus visit in early May.	
		LCFF Resource 0700 Obj. 5800 \$2,040	

What changes in actions, services, and expenditures will be made as a

- Investigate fiscal impact of select CTE course offering

result of reviewing past progress and/or changes to goals?	<ul style="list-style-type: none">• Investigate outreach programs available from CSUS• Update school web site to include greater focus on CTE enrichment.
--	--

Original GOAL from prior year LCAP:	GOAL 3: GYCS families will be engaged in their educational process and opportunities		Related State and/or Local Priorities: 1__ 2__ 3__ 4__ 5_X 6_X 7__ 8__ COE only: 9__ 10__ Local : Specify _____	
Goal Applies to:	Schools:	GYCS		
	Applicable Pupil Subgroups:	Low Income pupils, Foster Youth, Redesignated fluent English proficient		
Expected Annual Measurable Outcomes:	A) School wide daily attendance rates: 92% (2013 P2)		A) School wide daily attendance rates: 93% (2014 P2)	
	B) Site Attendance Rate by Grade Level: 6 th 94% 7 th 93% 8 th 93% 9 th 91% 10 th 95% 11 th 95% 12 th 93%		B) Site Attendance Rate by Grade Level: 7 th 96% 8 th 97% 9 th 92% 10 th 95% 11 th 97% 12 th 95%	
	C) School wide student participation rates in clubs, activities, and athletics: 24% (17/71) of GYCS 9-12 students participate in clubs, activities, athletics provided by the school site.		C) School wide student participation rates in clubs, activities, and athletics: 28% (15/52) of GYCS 9-12 students participate in clubs, activities, athletics provided by the school site.	
	D) Center HS Graduation Rate: 100% (2011-12)		D) Center HS Graduation Rate: 88.2% (2012-13)	
	E) GYCS Chronic Absenteeism rates are 11 for 2013-14 (Absent three or more days throughout the year without valid excuse)		E) GYCS Chronic Absenteeism rates are 2 for 2013-14 (Absent three or more days throughout the year without valid excuse)	
	F) 2013 GYCS Middle School dropout rate –0%		F) 2014 GYCS Middle School dropout rate –0%.	
			G) 2014 GYCS High School dropout rate 0%	

	<p>G) 2013 GYCS High School dropout rate 0%</p> <p>H) 2013-14 GYCS Suspension Rate (total incidents of suspension) Middle School: 5 High School: 4</p> <p>I) 2013-14 GYCS Expulsions (number of incidents) = 1</p> <p>J) 2013-2014: 43% of secondary students feel "very safe" at school as measured by the California Healthy Kids Survey</p>		<p>H) 2014-15 GYCS Suspension Rate through April 2015 (total incidents of suspension) Middle School: 1 High School: 5</p> <p>I) 2014-15 GYCS Expulsions through April 2015 (number of incidents) = 0</p> <p>J) 89.88% of GYCS students felt that Global Youth was "a safe place to learn" from WASC survey conducted in October 2014.</p>
--	--	--	---

LCAP Year: 2014-15

Planned Actions/Services		Actual Actions/Services	
	Budgeted Expenditures		Estimated Actual Annual Expenditures
Improve Communication with students, parents and community stakeholders		New school web site developed, including links to sports, activities, parent-teacher club and college resources.	
Scope of service:	GYCS	Scope of service:	GYCS
<input checked="" type="checkbox"/> ALL		<input checked="" type="checkbox"/> ALL	
OR: <input type="checkbox"/> Low Income pupils <input type="checkbox"/> English Learners <input type="checkbox"/> Foster Youth <input type="checkbox"/> Redesignated fluent		OR: <input type="checkbox"/> Low Income pupils <input type="checkbox"/> English Learners <input type="checkbox"/> Foster Youth <input type="checkbox"/> Redesignated fluent English proficient	

English proficient <input type="checkbox"/> Other Subgroups:(Specify) _____		____ Other Subgroups:(Specify) _____		
Increase staff and student involvement in clubs, activities and athletics.		Sports program CIF status changed to "associate", permitting greater freedom developing game schedules. Talent Show added this year, reaching out to students that may not be interested in playing sports. Hobby Club created to allow students to share craft ideas.		LCFF Resource 0700 Obj 5300 \$395.00
Scope of service:	GYCS	Scope of service:	GYCS	
<input checked="" type="checkbox"/> ALL		<input checked="" type="checkbox"/> ALL		
OR: <input type="checkbox"/> Low Income pupils <input type="checkbox"/> English Learners <input type="checkbox"/> Foster Youth <input type="checkbox"/> Redesignated fluent English proficient <input type="checkbox"/> Other Subgroups:(Specify) _____		OR: <input type="checkbox"/> Low Income pupils <input type="checkbox"/> English Learners <input type="checkbox"/> Foster Youth <input type="checkbox"/> Redesignated fluent English proficient <input type="checkbox"/> Other Subgroups:(Specify) _____		
		Team met in January 2015 and has subsequently tracked and developed individualized educational		LCFF Resource 0700

Prepare 12 th grade intervention team identifying at-risk seniors			plans for at-risk seniors. Afterschool interventions have been developed, enabling seniors another opportunity to complete projects and assignments.	Obj 1100 \$350.00 Obj 3xxx \$50.00
Scope of service:	GYCS		Scope of service:	GYCS
<input checked="" type="checkbox"/> ALL			<input checked="" type="checkbox"/> ALL	
OR: <input type="checkbox"/> Low Income pupils <input type="checkbox"/> English Learners <input type="checkbox"/> Foster Youth <input type="checkbox"/> Redesignated fluent English proficient <input type="checkbox"/> Other Subgroups:(Specify)_____			OR: <input type="checkbox"/> Low Income pupils <input type="checkbox"/> English Learners <input type="checkbox"/> Foster Youth <input type="checkbox"/> Redesignated fluent English proficient <input type="checkbox"/> Other Subgroups:(Specify)_____	
What changes in actions, services, and expenditures will be made as a result of reviewing past progress and/or changes to goals?		<ul style="list-style-type: none"> • New course offering in consumer mathematics being developed to address the need for a second year alternative to geometry. Many students struggle to complete geometry by the end of their senior year with a passing grade. • A new coach was given the job of re-establishing the soccer program at GYCS. 		

Original GOAL from prior year LCAP:	GOAL 4: Center JUSD families will be engaged and informed regarding their student's educational experience		Related State and/or Local Priorities: 1__ 2__ 3__ 4__ 5__ 6__ 7__ 8__ COE only: 9__ 10__ Local : Specify _____	
Goal Applies to:	Schools: GYCS Applicable Pupil Subgroups: ALL			
Expected Annual Measurable Outcomes:	Attendance/participation at events will increase.	Actual Annual Measurable Outcomes:	At least 8% of families are participating in the PTC meetings. At least 30% of families are participating in a GYCS event.	
LCAP Year: 2014-15				
Planned Actions/Services		Actual Actions/Services		
	Budgeted Expenditures		Estimated Actual Annual Expenditures	
Improve communication with stakeholders		Development of "Parent" page on school web site. Re-establishment of the "Paw print" newspaper. Development of global texting through cellular network. Recruitment contact with local area businesses. Development of "survey monkey" parent survey.		
Scope of service:	GYCS	Scope of service:	GYCS	
<input checked="" type="checkbox"/> ALL		<input checked="" type="checkbox"/> ALL		
OR: ___ Low Income pupils ___ English Learners ___ Foster Youth ___ Redesignated fluent English proficient ___ Other Subgroups:(Specify) _____		OR: ___ Low Income pupils ___ English Learners ___ Foster Youth ___ Redesignated fluent English proficient ___ Other Subgroups:(Specify) _____		
Require parent participation contracts to support their student's athletic program.		Parent participation component added to student athletic contract.		

		Parent donations of food for fundraising efforts. Parent involvement in securing new coaching staff. Parent involvement in sourcing athletic supplies, nets, etc.		
Scope of service:	GYCS		Scope of service:	GYCS
<input checked="" type="checkbox"/> ALL			<input checked="" type="checkbox"/> ALL	
OR: <input type="checkbox"/> Low Income pupils <input type="checkbox"/> English Learners <input type="checkbox"/> Foster Youth <input type="checkbox"/> Redesignated fluent English proficient <input type="checkbox"/> Other Subgroups:(Specify)_____			OR: <input type="checkbox"/> Low Income pupils <input type="checkbox"/> English Learners <input type="checkbox"/> Foster Youth <input type="checkbox"/> Redesignated fluent English proficient <input type="checkbox"/> Other Subgroups:(Specify)_____	
Family participation in PTC meetings will increase to 10%			The parent teacher club, PTC, completed a record 12 meetings by May 2015. Community events planned were "Trunk or Treat", "Santa Hughey", and Memorial Day parade.	
Scope of service:	GYCS		Scope of service:	GYCS
<input checked="" type="checkbox"/> ALL			<input checked="" type="checkbox"/> ALL	
OR: <input type="checkbox"/> Low Income pupils <input type="checkbox"/> English Learners <input type="checkbox"/> Foster Youth <input type="checkbox"/> Redesignated fluent English proficient <input type="checkbox"/> Other Subgroups:(Specify)_____			OR: <input type="checkbox"/> Low Income pupils <input type="checkbox"/> English Learners <input type="checkbox"/> Foster Youth <input type="checkbox"/> Redesignated fluent English proficient <input type="checkbox"/> Other Subgroups:(Specify)_____	
What changes in actions, services, and expenditures will be made as a result of reviewing past progress and/or changes to goals?		<ul style="list-style-type: none"> • Early intervention made to athletes to insure GPA requirements for sports participation are met. • Addition of video links to GYCS web site to communicate school events and activities in an appealing, contemporary, manner. 		

Complete a copy of this table for each of the LEA's goals in the prior year LCAP. Duplicate and expand the fields as necessary.

Section 3: Use of Supplemental and Concentration Grant funds and Proportionality

- A. In the box below, identify the amount of funds in the LCAP year calculated on the basis of the number and concentration of low income, foster youth, and English learner pupils as determined pursuant to 5 CCR 15496(a)(5).

Describe how the LEA is expending these funds in the LCAP year. Include a description of, and justification for, the use of any funds in a districtwide, schoolwide, countywide, or charterwide manner as specified in 5 CCR 15496.

For school districts with below 55 percent of enrollment of unduplicated pupils in the district or below 40 percent of enrollment of unduplicated pupils at a schoolsite in the LCAP year, when using supplemental and concentration funds in a districtwide or schoolwide manner, the school district must additionally describe how the services provided are the most effective use of funds to meet the district's goals for unduplicated pupils in the state and any local priority areas. (See 5 CCR 15496(b) for guidance.)

Total amount of Supplemental and Concentration grant funds calculated:	\$ 109,537
<p>Because of Global Youth's small school size and 8 staff members all funds are used for ALL students. From determining master schedule to taking schoolwide college visits/tours, Global Youth focuses on the entire student body when using resources to assist students.</p>	

- B. In the box below, identify the percentage by which services for unduplicated pupils must be increased or improved as compared to the services provided to all pupils in the LCAP year as calculated pursuant to 5 CCR 15496(a).

Consistent with the requirements of 5 CCR 15496, demonstrate how the services provided in the LCAP year for low income pupils, foster youth, and English learners provide for increased or improved services for these pupils in proportion to the increase in funding provided for such pupils in that year as calculated pursuant to 5 CCR 15496(a)(7). An LEA shall describe how the proportionality percentage is met

using a quantitative and/or qualitative description of the increased and/or improved services for unduplicated pupils as compared to the services provided to all pupils.

60.18	%
-------	---

Our low income and EL students have the same access (as all other students) to all curricular and extra curricular activities at Global Youth Charter School. All core classes are a-g, all students have the opportunity to enroll in 6th Study Hall and all students have the opportunity to play sports, be in ASB and attend school field trips.

LOCAL CONTROL AND ACCOUNTABILITY PLAN AND ANNUAL UPDATE APPENDIX

For the purposes of completing the LCAP in reference to the state priorities under Education Code sections 52060 and 52066, the following shall apply:

(a) "Chronic absenteeism rate" shall be calculated as follows:

- (1) The number of pupils with a primary, secondary, or short-term enrollment during the academic year (July 1 – June 30) who are chronically absent where "chronic absentee" means a pupil who is absent 10 percent or more of the schooldays in the school year when the total number of days a pupil is absent is divided by the total number of days the pupil is enrolled and school was actually taught in the total number of days the pupil is enrolled and school was actually taught in the regular day schools of the district, exclusive of Saturdays and Sundays.
- (2) The unduplicated count of pupils with a primary, secondary, or short-term enrollment during the academic year (July 1 – June 30).
- (3) Divide (1) by (2).

(b) "Middle School dropout rate" shall be calculated as set forth in California Code of Regulations, title 5, section 1039.1.

(c) “High school dropout rate” shall be calculated as follows:

- (1) The number of cohort members who dropout by the end of year 4 in the cohort where “cohort” is defined as the number of first-time grade 9 pupils in year 1 (starting cohort) plus pupils who transfer in, minus pupils who transfer out, emigrate, or die during school years 1, 2, 3, and 4.
- (2) The total number of cohort members.
- (3) Divide (1) by (2).

(d) “High school graduation rate” shall be calculated as follows:

- (1) The number of cohort members who earned a regular high school diploma [or earned an adult education high school diploma or passed the California High School Proficiency Exam] by the end of year 4 in the cohort where “cohort” is defined as the number of first-time grade 9 pupils in year 1 (starting cohort) plus pupils who transfer in, minus pupils who transfer out, emigrate, or die during school years 1, 2, 3, and 4.
- (2) The total number of cohort members.
- (3) Divide (1) by (2).

(e) “Suspension rate” shall be calculated as follows:

- (1) The unduplicated count of pupils involved in one or more incidents for which the pupil was suspended during the academic year (July 1 – June 30).
- (2) The unduplicated count of pupils with a primary, secondary, or short-term enrollment during the academic year (July 1 – June 30).
- (3) Divide (1) by (2).

(f) “Expulsion rate” shall be calculated as follows:

- (1) The unduplicated count of pupils involved in one or more incidents for which the pupil was expelled during the academic year (July 1 – June 30).

- (2) The unduplicated count of pupils with a primary, secondary, or short-term enrollment during the academic year (July 1 – June 30).
- (3) Divide (1) by (2).

01-13-15 [California Department of Education]

DRAFT

Center Joint Unified School District

AGENDA REQUEST FOR:

Dept/Site: Business Department

Date: 06/10/15

Action Item X

To: Board of Trustees

Information Item

From: Jeanne Bess 
Director of Fiscal Services

Attached Page

SUBJECT:

**Adopted Budget
For Fiscal Year 2015/16**

**Jeanne Bess, Director of Fiscal Services is presenting
the 2015/16 Budget for approval.**

**RECOMMENDATION: To approve the 2015/16 Adopted Budget
as presented.**

Center Joint Unified School District

To: Board of Trustees
Mr. Scott Loehr, Superintendent

From: Jeanne Bess, Director of Fiscal Services

Date: June 10, 2015

Subject: 2015/16 Budget Assumptions



This memorandum will describe the steps taken to prepare the District's 2015/16 Budget and multi-year projections. The steps taken are in line with the new Local Control Funding Formula (LCFF) and encompass the required funds budgeted to meet the Board's plan set forth in the Local Control Accountability Plan (LCAP). The following information is for your guidance.

Budget Year - Revenues

LCFF projections begin with the calculator provided by Fiscal Crisis & Management Assistance Team (FCMAT). The base allocation represents the level of funding we would have received had we been fully funded since 2007/08 adjusted for COLA. The difference between our base allocation and what we actually received is our funding gap.

The passage of the State budget determines the amount of funding the district will receive in a given year to close that gap. For fiscal year 2015/16, the Governor has proposed and our budget built upon his January release gap closure of 32.19%. A portion of that money was generated by a group of targeted students who are identified as foster youth, English learners, and low income. Therefore, 10.35% of the increase will be set aside as defined in the LCAP (Local Control Accountability Plan) to serve those students.

As in years past, we are funded at the greater of prior year or current year ADA whichever is greater. For fiscal year 2015/16, we will be funded with a loss of 46 students. This represents a slowest decline in several years.

EPA (Educational Protection Account) is required to be set aside for other than Administration or District office expenses. The 23% of total State allocation amounts to \$5,167,387 and will be used to pay teacher salaries at the high school.

Federal revenues are slightly less but reflect only the award for each program. If revenues are compared to estimated actuals for 2014/15 there is a slight decrease due to carryover dollars within the 2014/15 year that do not appear in the 15/16 budget.

State revenues are projected to be level at this time for those programs that fall outside the LCFF. Those programs include Lottery, mandated costs, MCA, Workability and California Clean Energy Prop 39 to name a few.

Local revenues include interest, rental incomes, etc. On the restricted side, the budgeted amount includes those from our local SELPA for Special Education students. This program will see a slight increase in funding.

Contributions to encroaching programs include primarily special education, technology projects and the contribution to routine maintenance.

Budget Year – Expenses

Salaries - Step and column adjustments were included in the initial cost calculations for all employees. Also reflected is the addition of staff to support changes for TK-3 class size reduction required to maintain funding. Classified salaries also reflect column adjustments for all employees.

Employee benefits (which include taxes) were built with the following rates: STRS (10.73%), PERS (11.847%), mandatory Medicare (1.45%), OASDI (6.2%), State Unemployment Insurance (0.05%), and worker's compensation (1.495%). Health & welfare costs are calculated individually.

Books & supplies appear to be higher due to the increase in funding for routine maintenance.

Services and other expenses see a slight increase to cover increased costs for such things as utilities, insurance, and other general services.

There are no planned expenses for **capital outlay**.

Other outgo and indirect costs show a pass through of expected funds to deferred maintenance and adult education. The contribution to routine maintenance was increased to the required 3% of General Fund expenditures with the end of the allowable flexibility.

Multiyear Projections – Revenues

LCFF projections for the out years use the Department of Finances' projections. The proposed amount for 2016/17 and 2017/18 is 37.4% and 36.74% respectively. ADA declines are held to a loss of 40 students and 20 students in the out years.

Federal revenues were held steady. There are no projected carryover dollars shown in this report.

State revenues were also held steady.

Local revenues were held steady for both 2016/17 and 2017/18.

Multiyear Projections – Expenses

Certificated salaries are increased year-over-year due to the increase costs associated with step and column. Additional staff was added for 2016/17 to accommodate the K-3 class size requirements. Positions that are vacated due to retirement will be evaluated for need to adjust for declining enrollment.

Classified salaries are treated the same as certificated. Step increases were included.

Employee benefits, including taxes, are figured based on the rates used for budget year 2014/15 with the exception being STRS and PERS employer contribution increases. Those increases for STRS and PERS are 12.58% and 15% respectively.

Books and supplies for the out years were increased to reflect the required change to a 3% transfer to Routine Maintenance.

Services and other operating expenses also show increases that will align with actual projections

There are no planned capital outlay expenditures.

Cash Flow for Fiscal Year 2014/15

Cash flow is still an area of extreme importance. If passed by the State Legislature, deferrals will be eliminated in the 2014/15 year. The elimination of all deferrals was used in the budget preparation. The EPA (Educational Protection Account) is still being awarded on a quarterly basis with the remaining allocations coming at regular intervals. This is a time that our spending is most important. Funds will come into the District at regular intervals and cash reserves are still low. We will need to watch the timing of large expenditures to ensure adequate cash. No future temporary loans are planned at this day.

Reserves - A new requirement for this year includes the disclosure of the ending fund balance available that exceeds the 3% minimum reserve level required. The reserve level can be found on the Multi-year Projection (Form MYP) Unrestricted/Restricted page. The reserve also includes funds available in Fund 17 a special reserve fund for noncapital outlay. Total available reserves for 2015/16 total 6.97%. This total is made up of the required \$1.2 million 3% reserve plus \$1.3 million in fund 17 towards the goal set out in Board policy 3100 economic uncertainties and \$284,900 towards the same goal. The fiscal year 2016/17 reserves are 9.22% towards the same goals as is the 2017/18 reserves total of 11.30%.

To Summarize – The budget was compiled using the LCFF and the projections set out by the Governor's January Release and the higher out year gap closure percentages of 37.4% for 16/17 and 36.74% for 17/18. This budget does not reflect the May Revised information from the Governor due to the ever changing actions of the State Legislature. Once the State adopts its' budget, a budget revision will be brought forward to adjust for the anticipated changes. Fiscal year 2015/16 is setting up to be a great year for education but we must proceed cautiously as future closure of our funding gap is not guaranteed by State statute. It must be allocated on an annual basis. This leaves open the possibility for another downward trend in school funding.

Other Funds

Fund 09 – Charter Schools Fund

Center Joint Unified School District is the sponsoring authority for one charter school in the District. Global Youth (GY) is a seat based school.

Antelope View Charter School has surrendered their charter as of June 30, 2015. No budget has been established for the 2015/16 fiscal year. Settlement with the State on outstanding obligations with the remaining fund balance after the books are closed on the 2014/15 fiscal year.

Global Youth is budgeted using an expected ADA of 75 students. GY will continue to be reported in Fund 09. With the limited number of ADA, GY will need to be very strategic with their expenditures.

Fund 11 – Adult Education

This fund is operating with the same pass-through of dollars from the District for its program that it received in 2012/13. It continues to be an effective asset for the District and maintains a positive balance.

Fund 12 – Child Development

Child Development is operating as a revenue/expense neutral fund. No contributions are made from the General Fund. This fund does, however, pay indirect costs to the District for the operation of the program.

Fund 13 – Nutrition Services

The Nutrition services fund is budgeted as a self-sustaining operation. Cash flow is sometimes negative due to the timing of reimbursements from the state and federal reimbursement programs. Our Federal Lunch Program continues to be the major source of revenue to the program. All expenses have been calculated to align with trends and employee contract obligations.

Fund 14 – Deferred Maintenance

The Deferred Maintenance fund is operating slightly increased yet very limited funds for the budget year. At this time, the State allocation is included in the LCFF program so the maintenance of our facilities depends on these contributions from the general fund. The District continues to make a transfer into the fund in order to track deferred maintenance expenses separately.

Fund 17 – Special Reserve

The Special Reserve has a balance that is sufficient to cover the shortfall in the Developer Fee fund. The remaining balance is available to cover cash shortages that may occur.

Fund 21 – Building/Bond Fund

There are no expenditures budgeted within this fund due to the lack of available money. No bond sales are anticipated at this time but the fund will remain open for future needs.

Fund 25 – Developer Fee Fund

While this fund continues to be negative, Fund 17 holds the reserve to cover the shortfall until new developments that are planned within district boundaries begin to generate revenues.

			2014-15 Estimated Actuals			2015-16 Budget			
Description	Resource Codes	Object Codes	Unrestricted (A)	Restricted (B)	Total Fund col. A + B (C)	Unrestricted (D)	Restricted (E)	Total Fund col. D + E (F)	% Diff Column C & F
A. REVENUES									
1) LCFF Sources		8010-8099	31,502,739.00	0.00	31,502,739.00	34,056,076.00	0.00	34,056,076.00	8.1%
2) Federal Revenue		8100-8299	0.00	2,762,729.00	2,762,729.00	0.00	2,679,408.00	2,679,408.00	-3.0%
3) Other State Revenue		8300-8599	1,011,675.00	709,177.00	1,720,852.00	720,240.00	743,059.00	1,463,299.00	-15.0%
4) Other Local Revenue		8600-8799	223,988.00	1,948,727.00	2,172,715.00	122,500.00	2,150,104.00	2,272,604.00	4.6%
5) TOTAL REVENUES			32,738,402.00	5,420,633.00	38,159,035.00	34,898,816.00	5,572,571.00	40,471,387.00	6.1%
B. EXPENDITURES									
1) Certificated Salaries		1000-1999	14,418,603.00	3,928,725.00	18,347,328.00	14,930,693.00	3,811,214.00	18,741,907.00	2.2%
2) Classified Salaries		2000-2999	4,040,589.00	2,286,260.00	6,326,849.00	3,963,450.00	2,416,145.00	6,379,595.00	0.8%
3) Employee Benefits		3000-3999	5,302,328.57	1,874,749.00	7,177,077.57	5,756,824.55	1,912,169.00	7,668,993.55	6.9%
4) Books and Supplies		4000-4999	664,642.00	1,336,361.27	2,001,003.27	896,700.00	1,318,220.00	2,214,920.00	10.7%
5) Services and Other Operating Expenditures		5000-5999	3,283,793.00	1,559,279.00	4,843,072.00	3,300,884.00	1,304,800.00	4,605,684.00	-4.9%
6) Capital Outlay		6000-6999	256,800.00	74,000.00	330,800.00	0.00	0.00	0.00	-100.0%
7) Other Outgo (excluding Transfers of Indirect Costs)		7100-7299 7400-7499	5,050.00	229,010.00	234,060.00	10,050.00	229,010.00	239,060.00	2.1%
8) Other Outgo - Transfers of Indirect Costs		7300-7399	(105,494.00)	51,875.00	(53,619.00)	(95,449.00)	44,991.00	(50,458.00)	-5.9%
9) TOTAL EXPENDITURES			27,866,311.57	11,340,259.27	39,206,570.84	28,763,152.55	11,036,549.00	39,799,701.55	1.5%
C. EXCESS (DEFICIENCY) OF REVENUES OVER EXPENDITURES BEFORE OTHER FINANCING SOURCES AND USES (A5 - B9)									
			4,872,090.43	(5,919,626.27)	(1,047,535.84)	6,135,663.45	(5,463,978.00)	671,685.45	-164.1%
D. OTHER FINANCING SOURCES/USES									
1) Interfund Transfers									
a) Transfers In		8900-8929	0.00	0.00	0.00	0.00	0.00	0.00	0.0%
b) Transfers Out		7600-7629	199,978.00	0.00	199,978.00	281,978.00	0.00	281,978.00	41.0%
2) Other Sources/Uses									
a) Sources		8930-8979	0.00	0.00	0.00	0.00	0.00	0.00	0.0%
b) Uses		7630-7699	0.00	0.00	0.00	0.00	0.00	0.00	0.0%
3) Contributions		8980-8999	(5,277,010.00)	5,277,010.00	0.00	(5,567,978.00)	5,567,978.00	0.00	0.0%
4) TOTAL OTHER FINANCING SOURCES/USES			(5,476,988.00)	5,277,010.00	(199,978.00)	(5,849,956.00)	5,567,978.00	(281,978.00)	41.0%

			2014-15 Estimated Actuals			2015-16 Budget			% Diff Column C & F
			Unrestricted (A)	Restricted (B)	Total Fund col. A + B (C)	Unrestricted (D)	Restricted (E)	Total Fund col. D + E (F)	
Description	Resource Codes	Object Codes							
E. NET INCREASE (DECREASE) IN FUND BALANCE (C + D4)			(604,897.57)	(642,616.27)	(1,247,513.84)	285,707.45	104,000.00	389,707.45	-131.2%
F. FUND BALANCE, RESERVES									
1) Beginning Fund Balance									
a) As of July 1 - Unaudited		9791	1,900,673.31	1,452,315.48	3,352,988.79	1,295,775.74	809,699.21	2,105,474.95	-37.2%
b) Audit Adjustments		9793	0.00	0.00	0.00	0.00	0.00	0.00	0.0%
c) As of July 1 - Audited (F1a + F1b)			1,900,673.31	1,452,315.48	3,352,988.79	1,295,775.74	809,699.21	2,105,474.95	-37.2%
d) Other Restatements		9795	0.00	0.00	0.00	0.00	0.00	0.00	0.0%
e) Adjusted Beginning Balance (F1c + F1d)			1,900,673.31	1,452,315.48	3,352,988.79	1,295,775.74	809,699.21	2,105,474.95	-37.2%
2) Ending Balance, June 30 (E + F1e)			1,295,775.74	809,699.21	2,105,474.95	1,581,483.19	913,699.21	2,495,182.40	18.5%
Components of Ending Fund Balance									
a) Nonspendable									
Revolving Cash		9711	10,000.00	0.00	10,000.00	10,000.00	0.00	10,000.00	0.0%
Stores		9712	83,101.45	0.00	83,101.45	83,101.45	0.00	83,101.45	0.0%
Prepaid Expenditures		9713	0.00	0.00	0.00	0.00	0.00	0.00	0.0%
All Others		9719	0.00	0.00	0.00	0.00	0.00	0.00	0.0%
b) Restricted		9740	0.00	809,699.21	809,699.21	0.00	913,699.21	913,699.21	12.8%
c) Committed									
Stabilization Arrangements		9750	0.00	0.00	0.00	0.00	0.00	0.00	0.0%
Other Commitments		9760	0.00	0.00	0.00	0.00	0.00	0.00	0.0%
d) Assigned									
Other Assignments		9780	0.00	0.00	0.00	0.00	0.00	0.00	0.0%
e) Unassigned/unappropriated									
Reserve for Economic Uncertainties		9789	1,202,455.00	0.00	1,202,455.00	1,202,455.00	0.00	1,202,455.00	0.0%
Unassigned/Unappropriated Amount		9790	219.29	0.00	219.29	285,926.74	0.00	285,926.74	130287.5%

			2014-15 Estimated Actuals			2015-16 Budget			
Description	Resource Codes	Object Codes	Unrestricted (A)	Restricted (B)	Total Fund col. A + B (C)	Unrestricted (D)	Restricted (E)	Total Fund col. D + E (F)	% Diff Column C & F
G. ASSETS									
1) Cash									
a) in County Treasury		9110	5,566,399.00	(2,116,808.29)	3,449,590.71				
1) Fair Value Adjustment to Cash in County Treasury		9111	0.00	0.00	0.00				
b) in Banks		9120	0.00	0.00	0.00				
c) in Revolving Fund		9130	10,000.00	0.00	10,000.00				
d) with Fiscal Agent		9135	0.00	0.00	0.00				
e) collections awaiting deposit		9140	0.00	0.00	0.00				
2) Investments		9150	0.00	0.00	0.00				
3) Accounts Receivable		9200	11,828.11	25,503.72	37,331.83				
4) Due from Grantor Government		9290	0.00	0.00	0.00				
5) Due from Other Funds		9310	40,950.11	0.00	40,950.11				
6) Stores		9320	83,101.45	0.00	83,101.45				
7) Prepaid Expenditures		9330	0.00	0.00	0.00				
8) Other Current Assets		9340	0.00	0.00	0.00				
9) TOTAL ASSETS			5,712,278.67	(2,091,304.57)	3,620,974.10				
H. DEFERRED OUTFLOWS OF RESOURCES									
1) Deferred Outflows of Resources		9490	0.00	0.00	0.00				
2) TOTAL DEFERRED OUTFLOWS			0.00	0.00	0.00				
I. LIABILITIES									
1) Accounts Payable		9500	1,337,370.84	24,664.58	1,362,035.42				
2) Due to Grantor Governments		9590	0.00	0.00	0.00				
3) Due to Other Funds		9610	0.00	0.00	0.00				
4) Current Loans		9640	0.00	0.00	0.00				
5) Unearned Revenue		9650	0.00	0.00	0.00				
6) TOTAL LIABILITIES			1,337,370.84	24,664.58	1,362,035.42				
J. DEFERRED INFLOWS OF RESOURCES									
1) Deferred Inflows of Resources		9690	0.00	0.00	0.00				
2) TOTAL DEFERRED INFLOWS			0.00	0.00	0.00				
K. FUND EQUITY									
Ending Fund Balance, June 30									

July 1 Budget
General Fund
Unrestricted and Restricted
Expenditures by Object

34-73973 0000000
Form 01

			2014-15 Estimated Actuals			2015-16 Budget			% Diff Column C & F
			Unrestricted (A)	Restricted (B)	Total Fund col. A + B (C)	Unrestricted (D)	Restricted (E)	Total Fund col. D + E (F)	
Description	Resource Codes	Object Codes							
(G9 + H2) - (I6 + J2)			4,374,907.83	(2,115,969.15)	2,258,938.68				

			2014-15 Estimated Actuals			2015-16 Budget			
Description	Resource Codes	Object Codes	Unrestricted (A)	Restricted (B)	Total Fund col. A + B (C)	Unrestricted (D)	Restricted (E)	Total Fund col. D + E (F)	% Diff Column C & F
LCFF SOURCES									
Principal Apportionment State Aid - Current Year		8011	21,620,275.00	0.00	21,620,275.00	23,932,920.00	0.00	23,932,920.00	10.7%
Education Protection Account State Aid - Current Year		8012	4,988,256.00	0.00	4,988,256.00	5,167,387.00	0.00	5,167,387.00	3.6%
State Aid - Prior Years		8019	0.00	0.00	0.00	0.00	0.00	0.00	0.0%
Tax Relief Subventions Homeowners' Exemptions		8021	51,244.00	0.00	51,244.00	56,700.00	0.00	56,700.00	10.6%
Timber Yield Tax		8022	0.00	0.00	0.00	0.00	0.00	0.00	0.0%
Other Subventions/In-Lieu Taxes		8029	0.00	0.00	0.00	0.00	0.00	0.00	0.0%
County & District Taxes Secured Roll Taxes		8041	4,268,998.00	0.00	4,268,998.00	4,267,990.00	0.00	4,267,990.00	0.0%
Unsecured Roll Taxes		8042	126,068.00	0.00	126,068.00	130,231.00	0.00	130,231.00	3.3%
Prior Years' Taxes		8043	43,973.00	0.00	43,973.00	29,866.00	0.00	29,866.00	-32.1%
Supplemental Taxes		8044	80,581.00	0.00	80,581.00	156,679.00	0.00	156,679.00	94.4%
Education Revenue Augmentation Fund (ERAF)		8045	437,761.00	0.00	437,761.00	401,492.00	0.00	401,492.00	-8.3%
Community Redevelopment Funds (SB 617/699/1992)		8047	0.00	0.00	0.00	0.00	0.00	0.00	0.0%
Penalties and Interest from Delinquent Taxes		8048	0.00	0.00	0.00	0.00	0.00	0.00	0.0%
Miscellaneous Funds (EC 41604) Royalties and Bonuses		8081	0.00	0.00	0.00	0.00	0.00	0.00	0.0%
Other In-Lieu Taxes		8082	654.00	0.00	654.00	0.00	0.00	0.00	-100.0%
Less: Non-LCFF (50%) Adjustment		8089	0.00	0.00	0.00	0.00	0.00	0.00	0.0%
Subtotal, LCFF Sources			31,617,810.00	0.00	31,617,810.00	34,143,265.00	0.00	34,143,265.00	8.0%
LCFF Transfers									
Unrestricted LCFF Transfers - Current Year	0000	8091	0.00		0.00	0.00		0.00	0.0%
All Other LCFF Transfers - Current Year	All Other	8091	0.00	0.00	0.00	0.00	0.00	0.00	0.0%
Transfers to Charter Schools in Lieu of Property Taxes		8096	(115,071.00)	0.00	(115,071.00)	(87,189.00)	0.00	(87,189.00)	-24.2%
Property Taxes Transfers		8097	0.00	0.00	0.00	0.00	0.00	0.00	0.0%

July 1 Budget
General Fund
Unrestricted and Restricted
Expenditures by Object

34 73973 0000000
Form 01

Description	Resource Codes	Object Codes	2014-15 Estimated Actuals			2015-16 Budget			% Diff Column C & F
			Unrestricted (A)	Restricted (B)	Total Fund col. A + B (C)	Unrestricted (D)	Restricted (E)	Total Fund col. D + E (F)	
LCFF/Revenue Limit Transfers - Prior Years		8099	0.00	0.00	0.00	0.00	0.00	0.00	0.0%
TOTAL, LCFF SOURCES			31,502,739.00	0.00	31,502,739.00	34,056,076.00	0.00	34,056,076.00	8.1%
FEDERAL REVENUE									
Maintenance and Operations		8110	0.00	0.00	0.00	0.00	0.00	0.00	0.0%
Special Education Entitlement		8181	0.00	853,018.00	853,018.00	0.00	853,018.00	853,018.00	0.0%
Special Education Discretionary Grants		8182	0.00	114,388.00	114,388.00	0.00	114,388.00	114,388.00	0.0%
Child Nutrition Programs		8220	0.00	0.00	0.00	0.00	0.00	0.00	0.0%
Forest Reserve Funds		8260	0.00	0.00	0.00	0.00	0.00	0.00	0.0%
Flood Control Funds		8270	0.00	0.00	0.00	0.00	0.00	0.00	0.0%
Wildlife Reserve Funds		8280	0.00	0.00	0.00	0.00	0.00	0.00	0.0%
FEMA		8281	0.00	0.00	0.00	0.00	0.00	0.00	0.0%
Interagency Contracts Between LEAs		8285	0.00	0.00	0.00	0.00	0.00	0.00	0.0%
Pass-Through Revenues from Federal Sources		8287	0.00	0.00	0.00	0.00	0.00	0.00	0.0%
NCLB: Title I, Part A, Basic Grants Low- Income and Neglected	3010	8290		1,187,088.00	1,187,088.00		1,053,112.00	1,053,112.00	-11.3%
NCLB: Title I, Part D, Local Delinquent Programs	3025	8290		0.00	0.00		0.00	0.00	0.0%
NCLB: Title II, Part A, Teacher Quality	4035	8290		120,366.00	120,366.00		121,172.00	121,172.00	0.7%
NCLB: Title III, Immigrant Education Program	4201	8290		0.00	0.00		0.00	0.00	0.0%

Description	Resource Codes	Object Codes	2014-15 Estimated Actuals			2015-16 Budget			% Diff Column C & F
			Unrestricted (A)	Restricted (B)	Total Fund col. A + B (C)	Unrestricted (D)	Restricted (E)	Total Fund col. D + E (F)	
NCLB: Title III, Limited English Proficient (LEP) Student Program	4203	8290		64,640.00	64,640.00		64,363.00	64,363.00	-0.4%
NCLB: Title V, Part B, Public Charter Schools Grant Program (PCSGP)	4610	8290		0.00	0.00		0.00	0.00	0.0%
Other No Child Left Behind	3011-3020, 3026-3199, 4036-4126, 5510	8290		130,000.00	130,000.00		200,000.00	200,000.00	53.8%
Vocational and Applied Technology Education	3500-3699	8290		46,315.00	46,315.00		40,720.00	40,720.00	-12.1%
Safe and Drug Free Schools	3700-3799	8290		0.00	0.00		0.00	0.00	0.0%
All Other Federal Revenue	All Other	8290	0.00	246,914.00	246,914.00	0.00	232,635.00	232,635.00	-5.8%
TOTAL, FEDERAL REVENUE			0.00	2,762,729.00	2,762,729.00	0.00	2,679,408.00	2,679,408.00	-3.0%
OTHER STATE REVENUE									
Other State Apportionments									
ROC/P Entitlement									
Current Year	6360	8311		0.00	0.00		0.00	0.00	0.0%
Prior Years	6360	8319		0.00	0.00		0.00	0.00	0.0%
Special Education Master Plan									
Current Year	6500	8311		0.00	0.00		0.00	0.00	0.0%
Prior Years	6500	8319		0.00	0.00		0.00	0.00	0.0%
All Other State Apportionments - Current Year	All Other	8311	0.00	0.00	0.00	0.00	0.00	0.00	0.0%
All Other State Apportionments - Prior Years	All Other	8319	0.00	0.00	0.00	0.00	0.00	0.00	0.0%
Child Nutrition Programs		8520	0.00	0.00	0.00	0.00	0.00	0.00	0.0%
Mandated Costs Reimbursements		8550	441,672.00	0.00	441,672.00	175,000.00	0.00	175,000.00	-60.4%
Lottery - Unrestricted and Instructional Materials		8560	550,003.00	134,580.00	684,583.00	540,240.00	134,580.00	674,820.00	-1.4%
Tax Relief Subventions									
Restricted Levies - Other									
Homeowners' Exemptions		8575	0.00	0.00	0.00	0.00	0.00	0.00	0.0%
Other Subventions/In-Lieu Taxes		8576	0.00	0.00	0.00	0.00	0.00	0.00	0.0%
Pass-Through Revenues from State Sources		8587	0.00	0.00	0.00	0.00	0.00	0.00	0.0%
School Based Coordination Program	7250	8590		0.00	0.00		0.00	0.00	0.0%
After School Education and Safety (ASES)	6010	8590		0.00	0.00		0.00	0.00	0.0%
Charter School Facility Grant	6030	8590		0.00	0.00		0.00	0.00	0.0%

July 1 Budget
General Fund
Unrestricted and Restricted
Expenditures by Object

34 73973 0000000
Form 01

Description	Resource Codes	Object Codes	2014-15 Estimated Actuals			2015-16 Budget			% Diff Column C & F
			Unrestricted (A)	Restricted (B)	Total Fund col. A + B (C)	Unrestricted (D)	Restricted (E)	Total Fund col. D + E (F)	
Drug/Alcohol/Tobacco Funds	6650, 6690	8590		0.00	0.00		0.00	0.00	0.0%
California Clean Energy Jobs Act	6230	8590		130,000.00	130,000.00		177,214.00	177,214.00	36.3%
Healthy Start	6240	8590		0.00	0.00		0.00	0.00	0.0%
American Indian Early Childhood Education	7210	8590		0.00	0.00		0.00	0.00	0.0%
Specialized Secondary	7370	8590		0.00	0.00		0.00	0.00	0.0%
School Community Violence Prevention Grant	7391	8590		0.00	0.00		0.00	0.00	0.0%
Quality Education Investment Act	7400	8590		0.00	0.00		0.00	0.00	0.0%
Common Core State Standards Implementation	7405	8590		0.00	0.00		0.00	0.00	0.0%
All Other State Revenue	All Other	8590	20,000.00	444,597.00	464,597.00	5,000.00	431,265.00	436,265.00	-6.1%
TOTAL, OTHER STATE REVENUE			1,011,675.00	709,177.00	1,720,852.00	720,240.00	743,059.00	1,463,299.00	-15.0%

			2014-15 Estimated Actuals			2015-16 Budget			
Description	Resource Codes	Object Codes	Unrestricted (A)	Restricted (B)	Total Fund col. A + B (C)	Unrestricted (D)	Restricted (E)	Total Fund col. D + E (F)	% Diff Column C & F
OTHER LOCAL REVENUE									
Other Local Revenue									
County and District Taxes									
Other Restricted Levies									
Secured Roll		8615	0.00	0.00	0.00	0.00	0.00	0.00	0.0%
Unsecured Roll		8616	0.00	0.00	0.00	0.00	0.00	0.00	0.0%
Prior Years' Taxes		8617	0.00	0.00	0.00	0.00	0.00	0.00	0.0%
Supplemental Taxes		8618	0.00	0.00	0.00	0.00	0.00	0.00	0.0%
Non-Ad Valorem Taxes									
Parcel Taxes		8621	0.00	0.00	0.00	0.00	0.00	0.00	0.0%
Other		8622	0.00	0.00	0.00	0.00	0.00	0.00	0.0%
Community Redevelopment Funds									
Not Subject to LCFF Deduction		8625	0.00	0.00	0.00	0.00	0.00	0.00	0.0%
Penalties and Interest from									
Delinquent Non-LCFF									
Taxes		8629	0.00	0.00	0.00	0.00	0.00	0.00	0.0%
Sales									
Sale of Equipment/Supplies		8631	0.00	0.00	0.00	0.00	0.00	0.00	0.0%
Sale of Publications		8632	0.00	0.00	0.00	0.00	0.00	0.00	0.0%
Food Service Sales		8634	0.00	0.00	0.00	0.00	0.00	0.00	0.0%
All Other Sales		8639	0.00	0.00	0.00	0.00	0.00	0.00	0.0%
Leases and Rentals		8650	70,000.00	103,100.00	173,100.00	60,000.00	104,000.00	164,000.00	-5.3%
Interest		8660	10,000.00	0.00	10,000.00	10,000.00	0.00	10,000.00	0.0%
Net Increase (Decrease) in the Fair Value of Investments		8662	0.00	0.00	0.00	0.00	0.00	0.00	0.0%
Fees and Contracts									
Adult Education Fees		8671	0.00	0.00	0.00	0.00	0.00	0.00	0.0%
Non-Resident Students		8672	0.00	0.00	0.00	0.00	0.00	0.00	0.0%
Transportation Fees From Individuals		8675	11,000.00	0.00	11,000.00	7,500.00	0.00	7,500.00	-31.8%
Interagency Services		8677	0.00	23,000.00	23,000.00	0.00	23,000.00	23,000.00	0.0%
Mitigation/Developer Fees		8681	0.00	0.00	0.00	0.00	0.00	0.00	0.0%
All Other Fees and Contracts		8689	0.00	0.00	0.00	0.00	0.00	0.00	0.0%
Other Local Revenue									
Plus: Misc Funds Non-LCFF									

Description	Resource Codes	Object Codes	2014-15 Estimated Actuals			2015-16 Budget			% Diff Column C & F
			Unrestricted (A)	Restricted (B)	Total Fund col. A + B (C)	Unrestricted (D)	Restricted (E)	Total Fund col. D + E (F)	
(50%) Adjustment		8691	0.00	0.00	0.00	0.00	0.00	0.00	0.0%
Pass-Through Revenues From Local Sources		8697	0.00	0.00	0.00	0.00	0.00	0.00	0.0%
All Other Local Revenue		8699	76,100.00	263,232.00	339,332.00	5,000.00	191,709.00	196,709.00	-42.0%
Tuition		8710	0.00	0.00	0.00	0.00	0.00	0.00	0.0%
All Other Transfers In		8781-8783	56,888.00	0.00	56,888.00	40,000.00	0.00	40,000.00	-29.7%
Transfers of Apportionments									
Special Education SELPA Transfers									
From Districts or Charter Schools	6500	8791		0.00	0.00		0.00	0.00	0.0%
From County Offices	6500	8792		1,559,395.00	1,559,395.00		1,831,395.00	1,831,395.00	17.4%
From JPAs	6500	8793		0.00	0.00		0.00	0.00	0.0%
ROC/P Transfers									
From Districts or Charter Schools	6360	8791		0.00	0.00		0.00	0.00	0.0%
From County Offices	6360	8792		0.00	0.00		0.00	0.00	0.0%
From JPAs	6360	8793		0.00	0.00		0.00	0.00	0.0%
Other Transfers of Apportionments									
From Districts or Charter Schools	All Other	8791	0.00	0.00	0.00	0.00	0.00	0.00	0.0%
From County Offices	All Other	8792	0.00	0.00	0.00	0.00	0.00	0.00	0.0%
From JPAs	All Other	8793	0.00	0.00	0.00	0.00	0.00	0.00	0.0%
All Other Transfers In from All Others		8799	0.00	0.00	0.00	0.00	0.00	0.00	0.0%
TOTAL, OTHER LOCAL REVENUE			223,988.00	1,948,727.00	2,172,715.00	122,500.00	2,150,104.00	2,272,604.00	4.6%
TOTAL, REVENUES			32,738,402.00	5,420,633.00	38,159,035.00	34,898,816.00	5,572,571.00	40,471,387.00	6.1%

			2014-15 Estimated Actuals			2015-16 Budget			
Description	Resource Codes	Object Codes	Unrestricted (A)	Restricted (B)	Total Fund col. A + B (C)	Unrestricted (D)	Restricted (E)	Total Fund col. D + E (F)	% Diff Column C & F
CERTIFICATED SALARIES									
Certificated Teachers' Salaries		1100	12,703,672.00	3,024,754.00	15,728,426.00	13,227,923.00	2,987,792.00	16,215,715.00	3.1%
Certificated Pupil Support Salaries		1200	354,978.00	533,863.00	888,841.00	367,898.00	519,961.00	887,859.00	-0.1%
Certificated Supervisors' and Administrators' Salaries		1300	1,236,176.00	59,954.00	1,296,130.00	1,226,434.00	61,134.00	1,287,568.00	-0.7%
Other Certificated Salaries		1900	123,777.00	310,154.00	433,931.00	108,438.00	242,327.00	350,765.00	-19.2%
TOTAL, CERTIFICATED SALARIES			14,418,603.00	3,928,725.00	18,347,328.00	14,930,693.00	3,811,214.00	18,741,907.00	2.2%
CLASSIFIED SALARIES									
Classified Instructional Salaries		2100	158,518.00	1,469,678.00	1,628,196.00	175,638.00	1,600,692.00	1,776,330.00	9.1%
Classified Support Salaries		2200	1,987,491.00	404,742.00	2,392,233.00	1,980,756.00	401,054.00	2,381,810.00	-0.4%
Classified Supervisors' and Administrators' Salaries		2300	295,610.00	128,272.00	423,882.00	284,170.00	132,895.00	417,065.00	-1.6%
Clerical, Technical and Office Salaries		2400	1,474,764.00	263,193.00	1,737,957.00	1,404,347.00	257,198.00	1,661,545.00	-4.4%
Other Classified Salaries		2900	124,206.00	20,375.00	144,581.00	118,539.00	24,306.00	142,845.00	-1.2%
TOTAL, CLASSIFIED SALARIES			4,040,589.00	2,286,260.00	6,326,849.00	3,963,450.00	2,416,145.00	6,379,595.00	0.8%
EMPLOYEE BENEFITS									
STRS		3101-3102	1,288,927.00	355,936.00	1,644,863.00	1,549,687.55	413,853.00	1,963,540.55	19.4%
PERS		3201-3202	463,161.57	242,515.00	705,676.57	465,629.00	264,120.00	729,749.00	3.4%
OASDI/Medicare/Alternative		3301-3302	527,286.00	222,079.00	749,365.00	520,578.00	231,786.00	752,364.00	0.4%
Health and Welfare Benefits		3401-3402	2,597,126.00	901,770.00	3,498,896.00	2,814,858.00	854,743.00	3,669,601.00	4.9%
Unemployment Insurance		3501-3502	16,974.00	3,267.00	20,241.00	12,135.00	3,309.00	15,444.00	-23.7%
Workers' Compensation		3601-3602	287,063.00	91,881.00	378,944.00	285,325.00	93,855.00	379,180.00	0.1%
OPEB, Allocated		3701-3702	17,050.00	0.00	17,050.00	17,000.00	0.00	17,000.00	-0.3%
OPEB, Active Employees		3751-3752	0.00	0.00	0.00	0.00	0.00	0.00	0.0%
Other Employee Benefits		3901-3902	104,741.00	57,301.00	162,042.00	91,612.00	50,503.00	142,115.00	-12.3%
TOTAL, EMPLOYEE BENEFITS			5,302,328.57	1,874,749.00	7,177,077.57	5,756,824.55	1,912,169.00	7,668,993.55	6.9%
BOOKS AND SUPPLIES									
Approved Textbooks and Core Curricula Materials		4100	75,000.00	149,512.27	224,512.27	75,000.00	2,135.00	77,135.00	-65.6%
Books and Other Reference Materials		4200	16,825.00	12,552.00	29,377.00	19,250.00	4,153.00	23,403.00	-20.3%
Materials and Supplies		4300	486,270.00	730,377.00	1,216,647.00	760,100.00	928,457.00	1,688,557.00	38.8%

July 1 Budget
General Fund
Unrestricted and Restricted
Expenditures by Object

34 73973 0000000
Form 01

Description	Resource Codes	Object Codes	2014-15 Estimated Actuals			2015-16 Budget			% Diff Column C & F
			Unrestricted (A)	Restricted (B)	Total Fund col. A + B (C)	Unrestricted (D)	Restricted (E)	Total Fund col. D + E (F)	
Noncapitalized Equipment		4400	86,547.00	443,920.00	530,467.00	42,350.00	383,475.00	425,825.00	-19.7%
Food		4700	0.00	0.00	0.00	0.00	0.00	0.00	0.0%
TOTAL, BOOKS AND SUPPLIES			664,642.00	1,336,361.27	2,001,003.27	896,700.00	1,318,220.00	2,214,920.00	10.7%
SERVICES AND OTHER OPERATING EXPENDITURES									
Subagreements for Services		5100	0.00	0.00	0.00	0.00	0.00	0.00	0.0%
Travel and Conferences		5200	40,102.00	76,900.00	117,002.00	38,828.00	45,707.00	84,535.00	-27.7%
Dues and Memberships		5300	24,424.00	400.00	24,824.00	21,860.00	400.00	22,260.00	-10.3%
Insurance		5400 - 5450	315,000.00	0.00	315,000.00	300,000.00	0.00	300,000.00	-4.8%
Operations and Housekeeping Services		5500	1,145,999.00	0.00	1,145,999.00	1,177,000.00	0.00	1,177,000.00	2.7%
Rentals, Leases, Repairs, and Noncapitalized Improvements		5600	173,616.00	180,512.00	354,128.00	194,750.00	128,681.00	323,431.00	-8.7%
Transfers of Direct Costs		5710	(59,381.00)	59,381.00	0.00	(55,250.00)	55,250.00	0.00	0.0%
Transfers of Direct Costs - Interfund		5750	(6,061.00)	0.00	(6,061.00)	(2,000.00)	0.00	(2,000.00)	-67.0%
Professional/Consulting Services and Operating Expenditures		5800	1,526,699.00	1,241,066.00	2,767,765.00	1,502,396.00	1,074,162.00	2,576,558.00	-6.9%
Communications		5900	123,395.00	1,020.00	124,415.00	123,300.00	600.00	123,900.00	-0.4%
TOTAL, SERVICES AND OTHER OPERATING EXPENDITURES			3,283,793.00	1,559,279.00	4,843,072.00	3,300,884.00	1,304,800.00	4,605,684.00	-4.9%

July 1 Budget
General Fund
Unrestricted and Restricted
Expenditures by Object

34 73973 0000000
Form 01

			2014-15 Estimated Actuals			2015-16 Budget			
Description	Resource Codes	Object Codes	Unrestricted (A)	Restricted (B)	Total Fund col. A + B (C)	Unrestricted (D)	Restricted (E)	Total Fund col. D + E (F)	% Diff Column C & F
CAPITAL OUTLAY									
Land		6100	0.00	0.00	0.00	0.00	0.00	0.00	0.0%
Land Improvements		6170	0.00	0.00	0.00	0.00	0.00	0.00	0.0%
Buildings and Improvements of Buildings		6200	0.00	0.00	0.00	0.00	0.00	0.00	0.0%
Books and Media for New School Libraries or Major Expansion of School Libraries		6300	0.00	0.00	0.00	0.00	0.00	0.00	0.0%
Equipment		6400	256,800.00	74,000.00	330,800.00	0.00	0.00	0.00	-100.0%
Equipment Replacement		6500	0.00	0.00	0.00	0.00	0.00	0.00	0.0%
TOTAL CAPITAL OUTLAY			256,800.00	74,000.00	330,800.00	0.00	0.00	0.00	-100.0%
OTHER OUTGO (excluding Transfers of Indirect Costs)									
Tuition									
Tuition for Instruction Under Interdistrict Attendance Agreements		7110	0.00	0.00	0.00	0.00	0.00	0.00	0.0%
State Special Schools		7130	0.00	16,000.00	16,000.00	5,000.00	16,000.00	21,000.00	31.3%
Tuition, Excess Costs, and/or Deficit Payments									
Payments to Districts or Charter Schools		7141	0.00	0.00	0.00	0.00	0.00	0.00	0.0%
Payments to County Offices		7142	0.00	200,000.00	200,000.00	0.00	200,000.00	200,000.00	0.0%
Payments to JPAs		7143	0.00	0.00	0.00	0.00	0.00	0.00	0.0%
Transfers of Pass-Through Revenues									
To Districts or Charter Schools		7211	0.00	0.00	0.00	0.00	0.00	0.00	0.0%
To County Offices		7212	0.00	0.00	0.00	0.00	0.00	0.00	0.0%
To JPAs		7213	0.00	0.00	0.00	0.00	0.00	0.00	0.0%
Special Education SELPA Transfers of Apportionments									
To Districts or Charter Schools	6500	7221		0.00	0.00		0.00	0.00	0.0%
To County Offices	6500	7222		0.00	0.00		0.00	0.00	0.0%
To JPAs	6500	7223		0.00	0.00		0.00	0.00	0.0%
ROC/P Transfers of Apportionments									
To Districts or Charter Schools	6360	7221		0.00	0.00		0.00	0.00	0.0%
To County Offices	6360	7222		0.00	0.00		0.00	0.00	0.0%
To JPAs	6360	7223		0.00	0.00		0.00	0.00	0.0%
Other Transfers of Apportionments	All Other	7221-7223	0.00	0.00	0.00	0.00	0.00	0.00	0.0%
All Other Transfers		7281-7283	0.00	0.00	0.00	0.00	0.00	0.00	0.0%

			2014-15 Estimated Actuals			2015-16 Budget			
Description	Resource Codes	Object Codes	Unrestricted (A)	Restricted (B)	Total Fund col. A + B (C)	Unrestricted (D)	Restricted (E)	Total Fund col. D + E (F)	% Diff Column C & F
All Other Transfers Out to All Others		7299	0.00	0.00	0.00	0.00	0.00	0.00	0.0%
Debt Service									
Debt Service - Interest		7438	0.00	0.00	0.00	0.00	0.00	0.00	0.0%
Other Debt Service - Principal		7439	5,050.00	13,010.00	18,060.00	5,050.00	13,010.00	18,060.00	0.0%
TOTAL, OTHER OUTGO (excluding Transfers of Indirect Costs)			5,050.00	229,010.00	234,060.00	10,050.00	229,010.00	239,060.00	2.1%
OTHER OUTGO - TRANSFERS OF INDIRECT COSTS									
Transfers of Indirect Costs		7310	(51,875.00)	51,875.00	0.00	(44,991.00)	44,991.00	0.00	0.0%
Transfers of Indirect Costs - Interfund		7350	(53,619.00)	0.00	(53,619.00)	(50,458.00)	0.00	(50,458.00)	-5.9%
TOTAL, OTHER OUTGO - TRANSFERS OF INDIRECT COSTS			(105,494.00)	51,875.00	(53,619.00)	(95,449.00)	44,991.00	(50,458.00)	-5.9%
TOTAL, EXPENDITURES			27,866,311.57	11,340,259.27	39,206,570.84	28,763,152.55	11,036,549.00	39,799,701.55	1.5%

			2014-15 Estimated Actuals			2015-16 Budget			
Description	Resource Codes	Object Codes	Unrestricted (A)	Restricted (B)	Total Fund col. A + B (C)	Unrestricted (D)	Restricted (E)	Total Fund col. D + E (F)	% Diff Column C & F
INTERFUND TRANSFERS									
INTERFUND TRANSFERS IN									
From: Special Reserve Fund		8912	0.00	0.00	0.00	0.00	0.00	0.00	0.0%
From: Bond Interest and Redemption Fund		8914	0.00	0.00	0.00	0.00	0.00	0.00	0.0%
Other Authorized Interfund Transfers In		8919	0.00	0.00	0.00	0.00	0.00	0.00	0.0%
(a) TOTAL, INTERFUND TRANSFERS IN			0.00	0.00	0.00	0.00	0.00	0.00	0.0%
INTERFUND TRANSFERS OUT									
To: Child Development Fund		7611	0.00	0.00	0.00	0.00	0.00	0.00	0.0%
To: Special Reserve Fund		7612	0.00	0.00	0.00	0.00	0.00	0.00	0.0%
To: State School Building Fund/ County School Facilities Fund		7613	0.00	0.00	0.00	0.00	0.00	0.00	0.0%
To: Cafeteria Fund		7616	0.00	0.00	0.00	0.00	0.00	0.00	0.0%
Other Authorized Interfund Transfers Out		7619	199,978.00	0.00	199,978.00	281,978.00	0.00	281,978.00	41.0%
(b) TOTAL, INTERFUND TRANSFERS OUT			199,978.00	0.00	199,978.00	281,978.00	0.00	281,978.00	41.0%
OTHER SOURCES/USES									
SOURCES									
State Apportionments Emergency Apportionments		8931	0.00	0.00	0.00	0.00	0.00	0.00	0.0%
Proceeds									
Proceeds from Sale/Lease-Purchase of Land/Buildings		8953	0.00	0.00	0.00	0.00	0.00	0.00	0.0%
Other Sources									
Transfers from Funds of Lapsed/Reorganized LEAs		8965	0.00	0.00	0.00	0.00	0.00	0.00	0.0%
Long-Term Debt Proceeds									
Proceeds from Certificates of Participation		8971	0.00	0.00	0.00	0.00	0.00	0.00	0.0%
Proceeds from Capital Leases		8972	0.00	0.00	0.00	0.00	0.00	0.00	0.0%
Proceeds from Lease Revenue Bonds		8973	0.00	0.00	0.00	0.00	0.00	0.00	0.0%
All Other Financing Sources		8979	0.00	0.00	0.00	0.00	0.00	0.00	0.0%

July 1 Budget
General Fund
Unrestricted and Restricted
Expenditures by Object

34 73973 0000000
Form 01

Description	Resource Codes	Object Codes	2014-15 Estimated Actuals			2015-16 Budget			% Diff Column C & F
			Unrestricted (A)	Restricted (B)	Total Fund col. A + B (C)	Unrestricted (D)	Restricted (E)	Total Fund col. D + E (F)	
(c) TOTAL, SOURCES			0.00	0.00	0.00	0.00	0.00	0.00	0.0%
USES									
Transfers of Funds from Lapsed/Reorganized LEAs		7651	0.00	0.00	0.00	0.00	0.00	0.00	0.0%
All Other Financing Uses		7699	0.00	0.00	0.00	0.00	0.00	0.00	0.0%
(d) TOTAL, USES			0.00	0.00	0.00	0.00	0.00	0.00	0.0%
CONTRIBUTIONS									
Contributions from Unrestricted Revenues		8980	(5,277,010.00)	5,277,010.00	0.00	(5,567,978.00)	5,567,978.00	0.00	0.0%
Contributions from Restricted Revenues		8990	0.00	0.00	0.00	0.00	0.00	0.00	0.0%
(e) TOTAL, CONTRIBUTIONS			(5,277,010.00)	5,277,010.00	0.00	(5,567,978.00)	5,567,978.00	0.00	0.0%
TOTAL, OTHER FINANCING SOURCES/USES (a - b + c - d + e)			(5,476,988.00)	5,277,010.00	(199,978.00)	(5,849,956.00)	5,567,978.00	(281,978.00)	41.0%

Description	Resource Codes	Object Codes	2014-15 Estimated Actuals	2015-16 Budget	Percent Difference
A. REVENUES					
1) LCFF Sources		8010-8099	833,982.00	649,826.00	-22.1%
2) Federal Revenue		8100-8299	0.00	0.00	0.0%
3) Other State Revenue		8300-8599	35,442.00	12,150.00	-65.7%
4) Other Local Revenue		8600-8799	1,100.00	700.00	-36.4%
5) TOTAL, REVENUES			870,524.00	662,476.00	-23.9%
B. EXPENDITURES					
1) Certificated Salaries		1000-1999	466,819.00	398,704.00	-14.6%
2) Classified Salaries		2000-2999	97,900.00	93,520.00	-4.5%
3) Employee Benefits		3000-3999	178,924.00	148,541.00	-18.1%
4) Books and Supplies		4000-4999	7,081.00	3,783.00	-46.6%
5) Services and Other Operating Expenditures		5000-5999	11,728.00	440.00	-96.2%
6) Capital Outlay		6000-6999	0.00	0.00	0.0%
7) Other Outgo (excluding Transfers of Indirect Costs)		7100-7299, 7400-7499	0.00	0.00	0.0%
8) Other Outgo - Transfers of Indirect Costs		7300-7399	24,836.00	19,488.00	-21.5%
9) TOTAL, EXPENDITURES			787,288.00	662,476.00	-15.9%
C. EXCESS (DEFICIENCY) OF REVENUES OVER EXPENDITURES BEFORE OTHER FINANCING SOURCES AND USES (A5 - B9)					
			83,236.00	0.00	-100.0%
D. OTHER FINANCING SOURCES/USES					
1) Interfund Transfers					
a) Transfers In		8900-8929	0.00	0.00	0.0%
b) Transfers Out		7600-7629	0.00	0.00	0.0%
2) Other Sources/Uses					
a) Sources		8930-8979	0.00	0.00	0.0%
b) Uses		7830-7899	0.00	0.00	0.0%
3) Contributions		8980-8999	0.00	0.00	0.0%
4) TOTAL, OTHER FINANCING SOURCES/USES			0.00	0.00	0.0%

Description	Resource Codes	Object Codes	2014-15 Estimated Actuals	2015-16 Budget	Percent Difference
E. NET INCREASE (DECREASE) IN FUND BALANCE (C + D4)			83,236.00	0.00	-100.0%
F. FUND BALANCE, RESERVES					
1) Beginning Fund Balance					
a) As of July 1 - Unaudited		9791	498,290.19	581,526.19	16.7%
b) Audit Adjustments		9793	0.00	0.00	0.0%
c) As of July 1 - Audited (F1a + F1b)			498,290.19	581,526.19	16.7%
d) Other Restatements		9795	0.00	0.00	0.0%
e) Adjusted Beginning Balance (F1c + F1d)			498,290.19	581,526.19	16.7%
2) Ending Balance, June 30 (E + F1e)			581,526.19	581,526.19	0.0%
Components of Ending Fund Balance					
a) Nonspendable					
Revolving Cash		9711	0.00	0.00	0.0%
Stores		9712	0.00	0.00	0.0%
Prepaid Expenditures		9713	0.00	0.00	0.0%
All Others		9719	0.00	0.00	0.0%
b) Restricted		9740	85,309.23	85,309.23	0.0%
c) Committed					
Stabilization Arrangements		9750	0.00	0.00	0.0%
Other Commitments		9760	496,216.96	496,216.96	0.0%
d) Assigned					
Other Assignments		9780	0.00	0.00	0.0%
e) Unassigned/Unappropriated					
Reserve for Economic Uncertainties		9789	0.00	0.00	0.0%
Unassigned/Unappropriated Amount		9790	0.00	0.00	0.0%

Description	Resource Codes	Object Codes	2014-15 Estimated Actuals	2015-16 Budget	Percent Difference
G. ASSETS					
1) Cash					
a) in County Treasury		9110	401,617.81		
1) Fair Value Adjustment to Cash in County Treasury		9111	0.00		
b) in Banks		9120	0.00		
c) in Revolving Fund		9130	0.00		
d) with Fiscal Agent		9135	0.00		
e) collections awaiting deposit		9140	0.00		
2) Investments		9150	0.00		
3) Accounts Receivable		9200	5,749.79		
4) Due from Grantor Government		9290	0.00		
5) Due from Other Funds		9310	0.00		
6) Stores		9320	0.00		
7) Prepaid Expenditures		9330	0.00		
8) Other Current Assets		9340	0.00		
9) TOTAL, ASSETS			407,367.60		
H. DEFERRED OUTFLOWS OF RESOURCES					
1) Deferred Outflows of Resources		9490	0.00		
2) TOTAL, DEFERRED OUTFLOWS			0.00		
I. LIABILITIES					
1) Accounts Payable		9500	2,685.29		
2) Due to Grantor Governments		9590	0.00		
3) Due to Other Funds		9610	40,950.11		
4) Current Loans		9640	0.00		
5) Unearned Revenue		9650	0.00		
6) TOTAL, LIABILITIES			43,635.40		
J. DEFERRED INFLOWS OF RESOURCES					
1) Deferred Inflows of Resources		9690	0.00		
2) TOTAL, DEFERRED INFLOWS			0.00		
K. FUND EQUITY					
Ending Fund Balance, June 30 (G9 + H2) - (I6 + J2)			363,732.20		

Description	Resource Codes	Object Codes	2014-15 Estimated Actuals	2015-16 Budget	Percent Difference
LCFF SOURCES					
Principal Apportionment					
State Aid - Current Year		8011	521,002.00	413,023.00	-20.7%
Education Protection Account State Aid - Current Year		8012	197,909.00	149,414.00	-24.5%
State Aid - Prior Years		8019	0.00	0.00	0.0%
LCFF Transfers					
Unrestricted LCFF Transfers - Current Year	0000	8091	0.00	0.00	0.0%
All Other LCFF Transfers - Current Year	All Other	8091	0.00	0.00	0.0%
Transfers to Charter Schools in Lieu of Property Taxes		8096	115,071.00	87,189.00	-24.2%
Property Taxes Transfers		8097	0.00	0.00	0.0%
LCFF/Revenue Limit Transfers - Prior Years		8099	0.00	0.00	0.0%
TOTAL, LCFF SOURCES			833,982.00	649,626.00	-22.1%
FEDERAL REVENUE					
Maintenance and Operations		8110	0.00	0.00	0.0%
Special Education Entitlement		8181	0.00	0.00	0.0%
Special Education Discretionary Grants		8182	0.00	0.00	0.0%
Child Nutrition Programs		8220	0.00	0.00	0.0%
Interagency Contracts Between LEAs		8285	0.00	0.00	0.0%
NCLB: Title I, Part A, Basic Grants Low-Income and Neglected	3010	8290	0.00	0.00	0.0%
NCLB: Title I, Part D, Local Delinquent Programs	3025	8290	0.00	0.00	0.0%
NCLB: Title II, Part A, Teacher Quality	4035	8290	0.00	0.00	0.0%
NCLB: Title III, Immigrant Education Program	4201	8290	0.00	0.00	0.0%
NCLB: Title III, Limited English Proficient (LEP) Student Program	4203	8290	0.00	0.00	0.0%
NCLB: Title V, Part B, Public Charter Schools Grant Program (PCSGP)	4610	8290	0.00	0.00	0.0%
Other No Child Left Behind	3011-3020, 3026-3199, 4036-4126, 5510	8290	0.00	0.00	0.0%
Vocational and Applied Technology Education	3500-3699	8290	0.00	0.00	0.0%
Safe and Drug Free Schools	3700-3799	8290	0.00	0.00	0.0%
All Other Federal Revenue	All Other	8290	0.00	0.00	0.0%
TOTAL, FEDERAL REVENUE			0.00	0.00	0.0%

Description	Resource Codes	Object Codes	2014-15 Estimated Actuals	2015-16 Budget	Percent Difference
OTHER STATE REVENUE					
Other State Apportionments					
Special Education Master Plan Current Year	6500	8311	0.00	0.00	0.0%
Prior Years	6500	8319	0.00	0.00	0.0%
All Other State Apportionments - Current Year	All Other	8311	0.00	0.00	0.0%
All Other State Apportionments - Prior Years	All Other	8319	0.00	0.00	0.0%
Child Nutrition Programs		8520	0.00	0.00	0.0%
Mandated Costs Reimbursements		8550	13,882.00	0.00	-100.0%
Lottery - Unrestricted and Instructional Materials		8580	21,580.00	12,150.00	-43.6%
School Based Coordination Program	7250	8590	0.00	0.00	0.0%
After School Education and Safety (ASES)	6010	8590	0.00	0.00	0.0%
Charter School Facility Grant	6030	8590	0.00	0.00	0.0%
Drug/Alcohol/Tobacco Funds	6690	8590	0.00	0.00	0.0%
California Clean Energy Jobs Act	6230	8590	0.00	0.00	0.0%
Healthy Start	6240	8590	0.00	0.00	0.0%
Specialized Secondary	7370	8590	0.00	0.00	0.0%
Quality Education Investment Act	7400	8590	0.00	0.00	0.0%
Common Core State Standards Implementation Funds	7405	8590	0.00	0.00	0.0%
All Other State Revenue	All Other	8590	0.00	0.00	0.0%
TOTAL, OTHER STATE REVENUE			35,442.00	12,150.00	-65.7%

Description	Resource Codes	Object Codes	2014-15 Estimated Actuals	2015-16 Budget	Percent Difference
OTHER LOCAL REVENUE					
Sales					
Sale of Equipment/Supplies		8631	0.00	0.00	0.0%
Sale of Publications		8632	0.00	0.00	0.0%
Food Service Sales		8634	0.00	0.00	0.0%
All Other Sales		8639	0.00	0.00	0.0%
Leases and Rentals		8650	0.00	0.00	0.0%
Interest		8660	750.00	600.00	-20.0%
Net Increase (Decrease) in the Fair Value of Investments		8662	0.00	0.00	0.0%
Fees and Contracts					
Child Development Parent Fees		8673	0.00	0.00	0.0%
Transportation Fees From Individuals		8675	0.00	0.00	0.0%
Interagency Services		8677	0.00	0.00	0.0%
All Other Fees and Contracts		8689	0.00	0.00	0.0%
All Other Local Revenue		8699	350.00	100.00	-71.4%
Tuition		8710	0.00	0.00	0.0%
All Other Transfers In		8781-8783	0.00	0.00	0.0%
Transfers of Apportionments					
Special Education SELPA Transfers					
From Districts or Charter Schools	6500	8791	0.00	0.00	0.0%
From County Offices	6500	8792	0.00	0.00	0.0%
From JPAs	6500	8793	0.00	0.00	0.0%
Other Transfers of Apportionments					
From Districts or Charter Schools	All Other	8791	0.00	0.00	0.0%
From County Offices	All Other	8792	0.00	0.00	0.0%
From JPAs	All Other	8793	0.00	0.00	0.0%
All Other Transfers In from All Others		8799	0.00	0.00	0.0%
TOTAL, OTHER LOCAL REVENUE			1,100.00	700.00	-36.4%
TOTAL, REVENUES			870,524.00	662,476.00	-23.9%

Description	Resource Codes	Object Codes	2014-15 Estimated Actuals	2015-16 Budget	Percent Difference
CERTIFICATED SALARIES					
Certificated Teachers' Salaries		1100	367,326.00	297,727.00	-18.9%
Certificated Pupil Support Salaries		1200	0.00	0.00	0.0%
Certificated Supervisors' and Administrators' Salaries		1300	99,493.00	100,977.00	1.5%
Other Certificated Salaries		1900	0.00	0.00	0.0%
TOTAL, CERTIFICATED SALARIES			466,819.00	398,704.00	-14.6%
CLASSIFIED SALARIES					
Classified Instructional Salaries		2100	34,994.00	0.00	-100.0%
Classified Support Salaries		2200	11,946.00	11,175.00	-6.5%
Classified Supervisors' and Administrators' Salaries		2300	0.00	0.00	0.0%
Clerical, Technical and Office Salaries		2400	50,960.00	82,345.00	61.6%
Other Classified Salaries		2900	0.00	0.00	0.0%
TOTAL, CLASSIFIED SALARIES			97,900.00	93,520.00	-4.5%
EMPLOYEE BENEFITS					
STRS		3101-3102	41,305.00	42,568.00	3.1%
PERS		3201-3202	10,946.00	11,080.00	1.2%
OASDI/Medicare/Alternative		3301-3302	14,535.00	12,911.00	-11.2%
Health and Welfare Benefits		3401-3402	103,295.00	72,338.00	-30.0%
Unemployment Insurance		3501-3502	290.00	248.00	-14.5%
Workers' Compensation		3601-3602	8,553.00	7,398.00	-13.5%
OPEB, Allocated		3701-3702	0.00	0.00	0.0%
OPEB, Active Employees		3751-3752	0.00	0.00	0.0%
Other Employee Benefits		3901-3902	0.00	0.00	0.0%
TOTAL, EMPLOYEE BENEFITS			178,924.00	146,541.00	-18.1%
BOOKS AND SUPPLIES					
Approved Textbooks and Core Curricula Materials		4100	0.00	0.00	0.0%
Books and Other Reference Materials		4200	0.00	0.00	0.0%
Materials and Supplies		4300	7,081.00	3,783.00	-46.6%
Noncapitalized Equipment		4400	0.00	0.00	0.0%
Food		4700	0.00	0.00	0.0%
TOTAL, BOOKS AND SUPPLIES			7,081.00	3,783.00	-46.6%

Description	Resource Codes	Object Codes	2014-15 Estimated Actuals	2015-16 Budget	Percent Difference
SERVICES AND OTHER OPERATING EXPENDITURES					
Subagreements for Services		5100	0.00	0.00	0.0%
Travel and Conferences		5200	605.00	440.00	-27.3%
Dues and Memberships		5300	500.00	0.00	-100.0%
Insurance		5400-5450	0.00	0.00	0.0%
Operations and Housekeeping Services		5500	0.00	0.00	0.0%
Rentals, Leases, Repairs, and Noncapitalized Improvements		5600	2,660.00	0.00	-100.0%
Transfers of Direct Costs		5710	0.00	0.00	0.0%
Transfers of Direct Costs - Interfund		5750	3,061.00	0.00	-100.0%
Professional/Consulting Services and Operating Expenditures		5800	4,902.00	0.00	-100.0%
Communications		5900	0.00	0.00	0.0%
TOTAL, SERVICES AND OTHER OPERATING EXPENDITURES			11,728.00	440.00	-96.2%
CAPITAL OUTLAY					
Land		6100	0.00	0.00	0.0%
Land Improvements		6170	0.00	0.00	0.0%
Buildings and Improvements of Buildings		6200	0.00	0.00	0.0%
Books and Media for New School Libraries or Major Expansion of School Libraries		6300	0.00	0.00	0.0%
Equipment		6400	0.00	0.00	0.0%
Equipment Replacement		6500	0.00	0.00	0.0%
TOTAL, CAPITAL OUTLAY			0.00	0.00	0.0%

Description	Resource Codes	Object Codes	2014-15 Estimated Actuals	2015-16 Budget	Percent Difference
OTHER OUTGO (excluding Transfers of Indirect Costs)					
Tuition					
Tuition for Instruction Under Interdistrict Attendance Agreements		7110	0.00	0.00	0.0%
Tuition, Excess Costs, and/or Deficit Payments					
Payments to Districts or Charter Schools		7141	0.00	0.00	0.0%
Payments to County Offices		7142	0.00	0.00	0.0%
Payments to JPAs		7143	0.00	0.00	0.0%
Other Transfers Out					
All Other Transfers		7281-7283	0.00	0.00	0.0%
All Other Transfers Out to All Others		7299	0.00	0.00	0.0%
Debt Service					
Debt Service - Interest		7438	0.00	0.00	0.0%
Other Debt Service - Principal		7439	0.00	0.00	0.0%
TOTAL, OTHER OUTGO (excluding Transfers of Indirect Costs)			0.00	0.00	0.0%
OTHER OUTGO - TRANSFERS OF INDIRECT COSTS					
Transfers of Indirect Costs		7310	0.00	0.00	0.0%
Transfers of Indirect Costs - Interfund		7350	24,836.00	19,488.00	-21.5%
TOTAL, OTHER OUTGO - TRANSFERS OF INDIRECT COSTS			24,836.00	19,488.00	-21.5%
TOTAL, EXPENDITURES			787,288.00	662,476.00	-15.9%

Description	Resource Codes	Object Codes	2014-15 Estimated Actuals	2015-16 Budget	Percent Difference
INTERFUND TRANSFERS					
INTERFUND TRANSFERS IN					
Other Authorized Interfund Transfers In		8919	0.00	0.00	0.0%
(a) TOTAL, INTERFUND TRANSFERS IN			0.00	0.00	0.0%
INTERFUND TRANSFERS OUT					
Other Authorized Interfund Transfers Out		7619	0.00	0.00	0.0%
(b) TOTAL, INTERFUND TRANSFERS OUT			0.00	0.00	0.0%
OTHER SOURCES/USES					
SOURCES					
Other Sources					
Transfers from Funds of Lapsed/Reorganized LEAs		8965	0.00	0.00	0.0%
Long-Term Debt Proceeds					
Proceeds from Capital Leases		8972	0.00	0.00	0.0%
All Other Financing Sources		8979	0.00	0.00	0.0%
(c) TOTAL, SOURCES			0.00	0.00	0.0%
USES					
Transfers of Funds from Lapsed/Reorganized LEAs		7651	0.00	0.00	0.0%
All Other Financing Uses		7699	0.00	0.00	0.0%
(d) TOTAL, USES			0.00	0.00	0.0%
CONTRIBUTIONS					
Contributions from Unrestricted Revenues		8980	0.00	0.00	0.0%
Contributions from Restricted Revenues		8990	0.00	0.00	0.0%
(e) TOTAL, CONTRIBUTIONS			0.00	0.00	0.0%
TOTAL, OTHER FINANCING SOURCES/USES (a - b + c - d + e)					
			0.00	0.00	0.0%

Description	Resource Codes	Object Codes	2014-15 Estimated Actuals	2015-16 Budget	Percent Difference
A. REVENUES					
1) LCFF Sources		8010-8099	0.00	0.00	0.0%
2) Federal Revenue		8100-8299	22,974.00	22,816.00	-0.7%
3) Other State Revenue		8300-8599	0.00	0.00	0.0%
4) Other Local Revenue		8600-8799	55,250.00	40,696.00	-26.3%
5) TOTAL, REVENUES			78,224.00	63,512.00	-18.8%
B. EXPENDITURES					
1) Certificated Salaries		1000-1999	116,490.00	93,792.00	-19.5%
2) Classified Salaries		2000-2999	24,093.00	16,936.00	-29.7%
3) Employee Benefits		3000-3999	34,826.00	20,057.00	-42.4%
4) Books and Supplies		4000-4999	25,164.00	10,053.00	-60.1%
5) Services and Other Operating Expenditures		5000-5999	9,632.00	4,650.00	-51.7%
6) Capital Outlay		6000-6999	0.00	0.00	0.0%
7) Other Outgo (excluding Transfers of Indirect Costs)		7100-7299, 7400-7499	0.00	0.00	0.0%
8) Other Outgo - Transfers of Indirect Costs		7300-7399	0.00	0.00	0.0%
9) TOTAL, EXPENDITURES			210,205.00	145,488.00	-30.8%
C. EXCESS (DEFICIENCY) OF REVENUES OVER EXPENDITURES BEFORE OTHER FINANCING SOURCES AND USES (A5 - B9)			(131,981.00)	(81,976.00)	-37.9%
D. OTHER FINANCING SOURCES/USES					
1) Interfund Transfers					
a) Transfers In		8900-8929	99,978.00	81,978.00	-18.0%
b) Transfers Out		7600-7629	0.00	0.00	0.0%
2) Other Sources/Uses					
a) Sources		8930-8979	0.00	0.00	0.0%
b) Uses		7630-7699	0.00	0.00	0.0%
3) Contributions		8980-8999	0.00	0.00	0.0%
4) TOTAL, OTHER FINANCING SOURCES/USES			99,978.00	81,978.00	-18.0%

Description	Resource Codes	Object Codes	2014-15 Estimated Actuals	2015-16 Budget	Percent Difference
E. NET INCREASE (DECREASE) IN FUND BALANCE (C + D4)			(32,003.00)	2.00	-100.0%
F. FUND BALANCE, RESERVES					
1) Beginning Fund Balance					
a) As of July 1 - Unaudited		9791	38,930.62	6,927.62	-82.2%
b) Audit Adjustments		9793	0.00	0.00	0.0%
c) As of July 1 - Audited (F1a + F1b)			38,930.62	6,927.62	-82.2%
d) Other Restatements		9795	0.00	0.00	0.0%
e) Adjusted Beginning Balance (F1c + F1d)			38,930.62	6,927.62	-82.2%
2) Ending Balance, June 30 (E + F1e)			6,927.62	6,929.62	0.0%
Components of Ending Fund Balance					
a) Nonspendable					
Revolving Cash		9711	0.00	0.00	0.0%
Stores		9712	0.00	0.00	0.0%
Prepaid Expenditures		9713	0.00	0.00	0.0%
All Others		9719	0.00	0.00	0.0%
b) Restricted		9740	0.00	2.00	New
c) Committed					
Stabilization Arrangements		9750	0.00	0.00	0.0%
Other Commitments		9760	6,927.62	6,927.62	0.0%
d) Assigned					
Other Assignments		9780	0.00	0.00	0.0%
e) Unassigned/Unappropriated					
Reserve for Economic Uncertainties		9789	0.00	0.00	0.0%
Unassigned/Unappropriated Amount		9790	0.00	0.00	0.0%

Description	Resource Codes	Object Codes	2014-15 Estimated Actuals	2015-16 Budget	Percent Difference
G. ASSETS					
1) Cash					
a) in County Treasury		9110	25,217.02		
1) Fair Value Adjustment to Cash in County Treasury		9111	0.00		
b) in Banks		9120	0.00		
c) in Revolving Fund		9130	0.00		
d) with Fiscal Agent		9135	0.00		
e) collections awaiting deposit		9140	0.00		
2) Investments		9150	0.00		
3) Accounts Receivable		9200	53.00		
4) Due from Grantor Government		9290	0.00		
5) Due from Other Funds		9310	0.00		
6) Stores		9320	0.00		
7) Prepaid Expenditures		9330	0.00		
8) Other Current Assets		9340	0.00		
9) TOTAL, ASSETS			25,270.02		
H. DEFERRED OUTFLOWS OF RESOURCES					
1) Deferred Outflows of Resources		9490	0.00		
2) TOTAL, DEFERRED OUTFLOWS			0.00		
I. LIABILITIES					
1) Accounts Payable		9500	12.00		
2) Due to Grantor Governments		9590	0.00		
3) Due to Other Funds		9610	0.00		
4) Current Loans		9640			
5) Unearned Revenue		9650	0.00		
6) TOTAL, LIABILITIES			12.00		
J. DEFERRED INFLOWS OF RESOURCES					
1) Deferred Inflows of Resources		9690	0.00		
2) TOTAL, DEFERRED INFLOWS			0.00		
K. FUND EQUITY					
Ending Fund Balance, June 30 (G9 + H2) - (I6 + J2)			25,258.02		

Description	Resource Codes	Object Codes	2014-15 Estimated Actuals	2015-16 Budget	Percent Difference
LCFF SOURCES					
LCFF Transfers					
LCFF Transfers - Current Year		8091	0.00	0.00	0.0%
LCFF/Revenue Limit Transfers - Prior Years		8099	0.00	0.00	0.0%
TOTAL, LCFF SOURCES			0.00	0.00	0.0%
FEDERAL REVENUE					
Interagency Contracts Between LEAs		8285	0.00	0.00	0.0%
No Child Left Behind	3105, 4045	8290	0.00	0.00	0.0%
Vocational and Applied Technology Education	3500-3699	8290	0.00	0.00	0.0%
Safe and Drug Free Schools	3700-3799	8290	0.00	0.00	0.0%
All Other Federal Revenue	All Other	8290	22,974.00	22,816.00	-0.7%
TOTAL, FEDERAL REVENUE			22,974.00	22,816.00	-0.7%
OTHER STATE REVENUE					
Other State Apportionments					
All Other State Apportionments - Current Year		8311	0.00	0.00	0.0%
All Other State Apportionments - Prior Years		8319	0.00	0.00	0.0%
All Other State Revenue		8590	0.00	0.00	0.0%
TOTAL, OTHER STATE REVENUE			0.00	0.00	0.0%

Description	Resource Codes	Object Codes	2014-15 Estimated Actuals	2015-16 Budget	Percent Difference
OTHER LOCAL REVENUE					
Other Local Revenue					
Sales					
Sale of Equipment/Supplies		8631	0.00	0.00	0.0%
Leases and Rentals		8650	0.00	0.00	0.0%
Interest		8660	250.00	200.00	-20.0%
Net Increase (Decrease) in the Fair Value of Investments		8662	0.00	0.00	0.0%
Fees and Contracts					
Adult Education Fees		8671	0.00	0.00	0.0%
Interagency Services		8677	0.00	0.00	0.0%
Other Local Revenue					
All Other Local Revenue		8699	55,000.00	40,496.00	-26.4%
Tuition		8710	0.00	0.00	0.0%
TOTAL, OTHER LOCAL REVENUE			55,250.00	40,696.00	-26.3%
TOTAL, REVENUES			78,224.00	63,512.00	-18.8%

Description	Resource Codes	Object Codes	2014-15 Estimated Actuals	2015-16 Budget	Percent Difference
CERTIFICATED SALARIES					
Certificated Teachers' Salaries		1100	116,490.00	93,792.00	-19.5%
Certificated Pupil Support Salaries		1200	0.00	0.00	0.0%
Certificated Supervisors' and Administrators' Salaries		1300	0.00	0.00	0.0%
Other Certificated Salaries		1900	0.00	0.00	0.0%
TOTAL, CERTIFICATED SALARIES			116,490.00	93,792.00	-19.5%
CLASSIFIED SALARIES					
Classified Instructional Salaries		2100	10,497.00	8,035.00	-23.5%
Classified Support Salaries		2200	0.00	0.00	0.0%
Classified Supervisors' and Administrators' Salaries		2300	0.00	0.00	0.0%
Clerical, Technical and Office Salaries		2400	11,096.00	8,401.00	-24.3%
Other Classified Salaries		2900	2,500.00	500.00	-80.0%
TOTAL, CLASSIFIED SALARIES			24,093.00	16,936.00	-29.7%
EMPLOYEE BENEFITS					
STRS		3101-3102	8,692.00	9,462.00	8.9%
PERS		3201-3202	7,917.00	1,948.00	-75.4%
OASDI/Medicare/Alternative		3301-3302	7,567.00	2,872.00	-62.0%
Health and Welfare Benefits		3401-3402	7,932.00	4,038.00	-49.1%
Unemployment Insurance		3501-3502	101.00	62.00	-38.6%
Workers' Compensation		3601-3602	2,617.00	1,675.00	-36.0%
OPEB, Allocated		3701-3702	0.00	0.00	0.0%
OPEB, Active Employees		3751-3752	0.00	0.00	0.0%
Other Employee Benefits		3901-3902	0.00	0.00	0.0%
TOTAL, EMPLOYEE BENEFITS			34,826.00	20,057.00	-42.4%
BOOKS AND SUPPLIES					
Approved Textbooks and Core Curricula Materials		4100	0.00	0.00	0.0%
Books and Other Reference Materials		4200	5,371.00	1,000.00	-81.4%
Materials and Supplies		4300	8,321.00	8,053.00	-3.2%
Noncapitalized Equipment		4400	11,472.00	1,000.00	-91.3%
TOTAL, BOOKS AND SUPPLIES			25,164.00	10,053.00	-60.1%

Description	Resource Codes	Object Codes	2014-15 Estimated Actuals	2015-16 Budget	Percent Difference
SERVICES AND OTHER OPERATING EXPENDITURES					
Subagreements for Services		5100	0.00	0.00	0.0%
Travel and Conferences		5200	5,972.00	1,500.00	-74.9%
Dues and Memberships		5300	0.00	0.00	0.0%
Insurance		5400-5450	0.00	0.00	0.0%
Operations and Housekeeping Services		5500	0.00	0.00	0.0%
Rentals, Leases, Repairs, and Noncapitalized Improvements		5600	300.00	300.00	0.0%
Transfers of Direct Costs		5710	0.00	0.00	0.0%
Transfers of Direct Costs - Interfund		5750	1,000.00	1,000.00	0.0%
Professional/Consulting Services and Operating Expenditures		5800	2,010.00	1,500.00	-25.4%
Communications		5900	350.00	350.00	0.0%
TOTAL, SERVICES AND OTHER OPERATING EXPENDITURES			9,632.00	4,650.00	-51.7%
CAPITAL OUTLAY					
Land		6100	0.00	0.00	0.0%
Land Improvements		6170	0.00	0.00	0.0%
Buildings and Improvements of Buildings		6200	0.00	0.00	0.0%
Equipment		6400	0.00	0.00	0.0%
Equipment Replacement		6500	0.00	0.00	0.0%
TOTAL, CAPITAL OUTLAY			0.00	0.00	0.0%
OTHER OUTGO (excluding Transfers of Indirect Costs)					
Tuition					
Tuition, Excess Costs, and/or Deficit Payments Payments to Districts or Charter Schools		7141	0.00	0.00	0.0%
Payments to County Offices		7142	0.00	0.00	0.0%
Payments to JPAs		7143	0.00	0.00	0.0%
Debt Service					
Debt Service - Interest		7438	0.00	0.00	0.0%
Other Debt Service - Principal		7439	0.00	0.00	0.0%
TOTAL, OTHER OUTGO (excluding Transfers of Indirect Costs)			0.00	0.00	0.0%

Description	Resource Codes	Object Codes	2014-15 Estimated Actuals	2015-16 Budget	Percent Difference
OTHER OUTGO - TRANSFERS OF INDIRECT COSTS					
Transfers of Indirect Costs - Interfund		7350	0.00	0.00	0.0%
TOTAL, OTHER OUTGO - TRANSFERS OF INDIRECT COSTS			0.00	0.00	0.0%
TOTAL, EXPENDITURES			210,205.00	145,488.00	-30.8%

Description	Resource Codes	Object Codes	2014-15 Estimated Actuals	2015-16 Budget	Percent Difference
INTERFUND TRANSFERS					
INTERFUND TRANSFERS IN					
Other Authorized Interfund Transfers In		8919	99,978.00	81,978.00	-18.0%
(a) TOTAL, INTERFUND TRANSFERS IN			99,978.00	81,978.00	-18.0%
INTERFUND TRANSFERS OUT					
To: State School Building Fund/ County School Facilities Fund		7613	0.00	0.00	0.0%
Other Authorized Interfund Transfers Out		7619	0.00	0.00	0.0%
(b) TOTAL, INTERFUND TRANSFERS OUT			0.00	0.00	0.0%
OTHER SOURCES/USES					
SOURCES					
Other Sources					
Transfers from Funds of Lapsed/Reorganized LEAs		8965	0.00	0.00	0.0%
Long-Term Debt Proceeds					
Proceeds from Certificates of Participation		8971	0.00	0.00	0.0%
Proceeds from Capital Leases		8972	0.00	0.00	0.0%
All Other Financing Sources		8979	0.00	0.00	0.0%
(c) TOTAL, SOURCES			0.00	0.00	0.0%
USES					
Transfers of Funds from Lapsed/Reorganized LEAs		7651	0.00	0.00	0.0%
All Other Financing Uses		7699	0.00	0.00	0.0%
(d) TOTAL, USES			0.00	0.00	0.0%
CONTRIBUTIONS					
Contributions from Unrestricted Revenues		8980	0.00	0.00	0.0%
Contributions from Restricted Revenues		8990	0.00	0.00	0.0%
(e) TOTAL, CONTRIBUTIONS			0.00	0.00	0.0%
TOTAL, OTHER FINANCING SOURCES/USES (a + b + c - d + e)					
			99,978.00	81,978.00	-18.0%

Description	Resource Codes	Object Codes	2014-15 Estimated Actuals	2015-16 Budget	Percent Difference
A. REVENUES					
1) LCFF Sources		8010-8099	0.00	0.00	0.0%
2) Federal Revenue		8100-8299	281,621.00	274,917.00	-2.4%
3) Other State Revenue		8300-8599	304,575.00	300,741.00	-1.3%
4) Other Local Revenue		8600-8799	0.00	0.00	0.0%
5) TOTAL, REVENUES			586,196.00	575,658.00	-1.8%
B. EXPENDITURES					
1) Certificated Salaries		1000-1999	0.00	0.00	0.0%
2) Classified Salaries		2000-2999	0.00	0.00	0.0%
3) Employee Benefits		3000-3999	0.00	0.00	0.0%
4) Books and Supplies		4000-4999	0.00	0.00	0.0%
5) Services and Other Operating Expenditures		5000-5999	557,413.00	544,688.00	-2.3%
6) Capital Outlay		6000-6999	0.00	0.00	0.0%
7) Other Outgo (excluding Transfers of Indirect Costs)		7100-7299, 7400-7499	0.00	0.00	0.0%
8) Other Outgo - Transfers of Indirect Costs		7300-7399	28,783.00	30,970.00	7.6%
9) TOTAL, EXPENDITURES			586,196.00	575,658.00	-1.8%
C. EXCESS (DEFICIENCY) OF REVENUES OVER EXPENDITURES BEFORE OTHER FINANCING SOURCES AND USES (A5 - B9)			0.00	0.00	0.0%
D. OTHER FINANCING SOURCES/USES					
1) Interfund Transfers					
a) Transfers In		8900-8929	0.00	0.00	0.0%
b) Transfers Out		7600-7629	0.00	0.00	0.0%
2) Other Sources/Uses					
a) Sources		8930-8979	0.00	0.00	0.0%
b) Uses		7630-7699	0.00	0.00	0.0%
3) Contributions		8980-8999	0.00	0.00	0.0%
4) TOTAL OTHER FINANCING SOURCES/USES			0.00	0.00	0.0%

Description	Resource Codes	Object Codes	2014-15 Estimated Actuals	2015-16 Budget	Percent Difference
E. NET INCREASE (DECREASE) IN FUND BALANCE (C + D4)			0.00	0.00	0.0%
F. FUND BALANCE, RESERVES					
1) Beginning Fund Balance					
a) As of July 1 - Unaudited		9791	0.00	0.00	0.0%
b) Audit Adjustments		9793	0.00	0.00	0.0%
c) As of July 1 - Audited (F1a + F1b)			0.00	0.00	0.0%
d) Other Restatements		9795	0.00	0.00	0.0%
e) Adjusted Beginning Balance (F1c + F1d)			0.00	0.00	0.0%
2) Ending Balance, June 30 (E + F1e)			0.00	0.00	0.0%
Components of Ending Fund Balance					
a) Nonspendable					
Revolving Cash		9711	0.00	0.00	0.0%
Stores		9712	0.00	0.00	0.0%
Prepaid Expenditures		9713	0.00	0.00	0.0%
All Others		9719	0.00	0.00	0.0%
b) Restricted		9740	0.00	0.00	0.0%
c) Committed					
Stabilization Arrangements		9750	0.00	0.00	0.0%
Other Commitments		9760	0.00	0.00	0.0%
d) Assigned					
Other Assignments		9780	0.00	0.00	0.0%
e) Unassigned/Unappropriated					
Reserve for Economic Uncertainties		9789	0.00	0.00	0.0%
Unassigned/Unappropriated Amount		9790	0.00	0.00	0.0%

Description	Resource Codes	Object Codes	2014-15 Estimated Actuals	2015-16 Budget	Percent Difference
G. ASSETS					
1) Cash					
a) in County Treasury		9110	52,379.29		
1) Fair Value Adjustment to Cash in County Treasury		9111	0.00		
b) in Banks		9120	0.00		
c) in Revolving Fund		9130	0.00		
d) with Fiscal Agent		9135	0.00		
e) collections awaiting deposit		9140	0.00		
2) Investments		9150	0.00		
3) Accounts Receivable		9200	0.00		
4) Due from Grantor Government		9290	0.00		
5) Due from Other Funds		9310	0.00		
6) Stores		9320	0.00		
7) Prepaid Expenditures		9330	0.00		
8) Other Current Assets		9340	0.00		
9) TOTAL, ASSETS			52,379.29		
H. DEFERRED OUTFLOWS OF RESOURCES					
1) Deferred Outflows of Resources		9490	0.00		
2) TOTAL, DEFERRED OUTFLOWS			0.00		
I. LIABILITIES					
1) Accounts Payable		9500	0.00		
2) Due to Grantor Governments		9590	0.00		
3) Due to Other Funds		9610	0.00		
4) Current Loans		9640			
5) Unearned Revenue		9650	0.00		
6) TOTAL, LIABILITIES			0.00		
J. DEFERRED INFLOWS OF RESOURCES					
1) Deferred Inflows of Resources		9690	0.00		
2) TOTAL, DEFERRED INFLOWS			0.00		
K. FUND EQUITY					
Ending Fund Balance, June 30 (G9 + H2) - (I6 + J2)			52,379.29		

Description	Resource Codes	Object Codes	2014-15 Estimated Actuals	2015-16 Budget	Percent Difference
FEDERAL REVENUE					
Child Nutrition Programs		8220	0.00	0.00	0.0%
Interagency Contracts Between LEAs		8285	0.00	0.00	0.0%
NCLB: Title I, Part A, Basic Grants Low- Income and Neglected	3010	8290	0.00	0.00	0.0%
All Other Federal Revenue	All Other	8290	281,621.00	274,917.00	-2.4%
TOTAL, FEDERAL REVENUE			281,621.00	274,917.00	-2.4%
OTHER STATE REVENUE					
Child Nutrition Programs		8520	0.00	0.00	0.0%
Child Development Apportionments		8530	0.00	0.00	0.0%
Pass-Through Revenues from State Sources		8587	0.00	0.00	0.0%
State Preschool	6105	8590	304,575.00	300,741.00	-1.3%
All Other State Revenue	All Other	8590	0.00	0.00	0.0%
TOTAL, OTHER STATE REVENUE			304,575.00	300,741.00	-1.3%
OTHER LOCAL REVENUE					
Other Local Revenue					
Sales					
Sale of Equipment/Supplies		8631	0.00	0.00	0.0%
Food Service Sales		8634	0.00	0.00	0.0%
Interest		8660	0.00	0.00	0.0%
Net Increase (Decrease) in the Fair Value of Investments		8662	0.00	0.00	0.0%
Fees and Contracts					
Child Development Parent Fees		8673	0.00	0.00	0.0%
Interagency Services		8677	0.00	0.00	0.0%
All Other Fees and Contracts		8689	0.00	0.00	0.0%
Other Local Revenue					
All Other Local Revenue		8699	0.00	0.00	0.0%
All Other Transfers In from All Others		8799	0.00	0.00	0.0%
TOTAL, OTHER LOCAL REVENUE			0.00	0.00	0.0%
TOTAL, REVENUES			586,196.00	575,658.00	-1.8%

Description	Resource Codes	Object Codes	2014-15 Estimated Actuals	2015-16 Budget	Percent Difference
CERTIFICATED SALARIES					
Certificated Teachers' Salaries		1100	0.00	0.00	0.0%
Certificated Pupil Support Salaries		1200	0.00	0.00	0.0%
Certificated Supervisors' and Administrators' Salaries		1300	0.00	0.00	0.0%
Other Certificated Salaries		1900	0.00	0.00	0.0%
TOTAL, CERTIFICATED SALARIES			0.00	0.00	0.0%
CLASSIFIED SALARIES					
Classified Instructional Salaries		2100	0.00	0.00	0.0%
Classified Support Salaries		2200	0.00	0.00	0.0%
Classified Supervisors' and Administrators' Salaries		2300	0.00	0.00	0.0%
Clerical, Technical and Office Salaries		2400	0.00	0.00	0.0%
Other Classified Salaries		2900	0.00	0.00	0.0%
TOTAL, CLASSIFIED SALARIES			0.00	0.00	0.0%
EMPLOYEE BENEFITS					
STRS		3101-3102	0.00	0.00	0.0%
PERS		3201-3202	0.00	0.00	0.0%
OASDI/Medicare/Alternative		3301-3302	0.00	0.00	0.0%
Health and Welfare Benefits		3401-3402	0.00	0.00	0.0%
Unemployment Insurance		3501-3502	0.00	0.00	0.0%
Workers' Compensation		3601-3602	0.00	0.00	0.0%
OPEB, Allocated		3701-3702	0.00	0.00	0.0%
OPEB, Active Employees		3751-3752	0.00	0.00	0.0%
Other Employee Benefits		3901-3902	0.00	0.00	0.0%
TOTAL, EMPLOYEE BENEFITS			0.00	0.00	0.0%
BOOKS AND SUPPLIES					
Approved Textbooks and Core Curricula Materials		4100	0.00	0.00	0.0%
Books and Other Reference Materials		4200	0.00	0.00	0.0%
Materials and Supplies		4300	0.00	0.00	0.0%
Noncapitalized Equipment		4400	0.00	0.00	0.0%
Food		4700	0.00	0.00	0.0%
TOTAL, BOOKS AND SUPPLIES			0.00	0.00	0.0%

Description	Resource Codes	Object Codes	2014-15 Estimated Actuals	2015-16 Budget	Percent Difference
SERVICES AND OTHER OPERATING EXPENDITURES					
Subagreements for Services		5100	0.00	0.00	0.0%
Travel and Conferences		5200	0.00	0.00	0.0%
Dues and Memberships		5300	0.00	0.00	0.0%
Insurance		5400-5450	0.00	0.00	0.0%
Operations and Housekeeping Services		5500	0.00	0.00	0.0%
Rentals, Leases, Repairs, and Noncapitalized Improvements		5600	0.00	0.00	0.0%
Transfers of Direct Costs		5710	0.00	0.00	0.0%
Transfers of Direct Costs - Interfund		5750	0.00	0.00	0.0%
Professional/Consulting Services and Operating Expenditures		5800	557,413.00	544,688.00	-2.3%
Communications		5900	0.00	0.00	0.0%
TOTAL, SERVICES AND OTHER OPERATING EXPENDITURES			557,413.00	544,688.00	-2.3%
CAPITAL OUTLAY					
Land		6100	0.00	0.00	0.0%
Land Improvements		6170	0.00	0.00	0.0%
Buildings and Improvements of Buildings		6200	0.00	0.00	0.0%
Equipment		6400	0.00	0.00	0.0%
Equipment Replacement		6500	0.00	0.00	0.0%
TOTAL, CAPITAL OUTLAY			0.00	0.00	0.0%
OTHER OUTGO (excluding Transfers of Indirect Costs)					
Other Transfers Out					
All Other Transfers Out to All Others		7299	0.00	0.00	0.0%
Debt Service					
Debt Service - Interest		7438	0.00	0.00	0.0%
Other Debt Service - Principal		7439	0.00	0.00	0.0%
TOTAL, OTHER OUTGO (excluding Transfers of Indirect Costs)			0.00	0.00	0.0%
OTHER OUTGO - TRANSFERS OF INDIRECT COSTS					
Transfers of Indirect Costs - Interfund		7350	28,783.00	30,970.00	7.6%
TOTAL, OTHER OUTGO - TRANSFERS OF INDIRECT COSTS			28,783.00	30,970.00	7.6%
TOTAL, EXPENDITURES			586,196.00	575,658.00	-1.8%

Description	Resource Codes	Object Codes	2014-15 Estimated Actuals	2015-16 Budget	Percent Difference
INTERFUND TRANSFERS					
INTERFUND TRANSFERS IN					
From: General Fund		8911	0.00	0.00	0.0%
Other Authorized Interfund Transfers In		8919	0.00	0.00	0.0%
(a) TOTAL, INTERFUND TRANSFERS IN			0.00	0.00	0.0%
INTERFUND TRANSFERS OUT					
Other Authorized Interfund Transfers Out		7819	0.00	0.00	0.0%
(b) TOTAL, INTERFUND TRANSFERS OUT			0.00	0.00	0.0%
OTHER SOURCES/USES					
SOURCES					
Other Sources					
Transfers from Funds of Lapsed/Reorganized LEAs		8965	0.00	0.00	0.0%
Long-Term Debt Proceeds Proceeds from Certificates of Participation		8971	0.00	0.00	0.0%
Proceeds from Capital Leases		8972	0.00	0.00	0.0%
All Other Financing Sources		8979	0.00	0.00	0.0%
(c) TOTAL, SOURCES			0.00	0.00	0.0%
USES					
Transfers of Funds from Lapsed/Reorganized LEAs		7651	0.00	0.00	0.0%
All Other Financing Uses		7699	0.00	0.00	0.0%
(d) TOTAL, USES			0.00	0.00	0.0%
CONTRIBUTIONS					
Contributions from Unrestricted Revenues		8980	0.00	0.00	0.0%
Contributions from Restricted Revenues		8990	0.00	0.00	0.0%
(e) TOTAL, CONTRIBUTIONS			0.00	0.00	0.0%
TOTAL, OTHER FINANCING SOURCES/USES (a - b + c - d + e)			0.00	0.00	0.0%

Description	Resource Codes	Object Codes	2014-15 Estimated Actuals	2015-16 Budget	Percent Difference
A. REVENUES					
1) LCFF Sources		8010-8099	0.00	0.00	0.0%
2) Federal Revenue		8100-8299	1,554,367.00	1,574,367.00	1.3%
3) Other State Revenue		8300-8599	110,000.00	125,000.00	13.6%
4) Other Local Revenue		8600-8799	269,097.00	257,550.00	-4.3%
5) TOTAL REVENUES			1,933,464.00	1,956,917.00	1.2%
B. EXPENDITURES					
1) Certificated Salaries		1000-1999	0.00	0.00	0.0%
2) Classified Salaries		2000-2999	616,667.00	640,287.00	3.8%
3) Employee Benefits		3000-3999	304,088.00	283,779.00	-6.7%
4) Books and Supplies		4000-4999	956,175.00	965,000.00	0.9%
5) Services and Other Operating Expenditures		5000-5999	79,160.00	67,460.00	-14.8%
6) Capital Outlay		6000-6999	0.00	0.00	0.0%
7) Other Outgo (excluding Transfers of Indirect Costs)		7100-7299, 7400-7499	0.00	0.00	0.0%
8) Other Outgo - Transfers of Indirect Costs		7300-7399	0.00	0.00	0.0%
9) TOTAL EXPENDITURES			1,956,090.00	1,956,526.00	0.0%
C. EXCESS (DEFICIENCY) OF REVENUES OVER EXPENDITURES BEFORE OTHER FINANCING SOURCES AND USES (A5 - B9)			(22,626.00)	391.00	-101.7%
D. OTHER FINANCING SOURCES/USES					
1) Interfund Transfers					
a) Transfers In		8900-8929	0.00	0.00	0.0%
b) Transfers Out		7600-7629	0.00	0.00	0.0%
2) Other Sources/Uses					
a) Sources		8930-8979	0.00	0.00	0.0%
b) Uses		7630-7699	0.00	0.00	0.0%
3) Contributions		8980-8999	0.00	0.00	0.0%
4) TOTAL OTHER FINANCING SOURCES/USES			0.00	0.00	0.0%

Description	Resource Codes	Object Codes	2014-15 Estimated Actuals	2015-16 Budget	Percent Difference
E. NET INCREASE (DECREASE) IN FUND BALANCE (C + D4)			(22,628.00)	391.00	-101.7%
F. FUND BALANCE, RESERVES					
1) Beginning Fund Balance					
a) As of July 1 - Unaudited		9791	88,588.60	65,962.60	-25.5%
b) Audit Adjustments		9793	0.00	0.00	0.0%
c) As of July 1 - Audited (F1a + F1b)			88,588.60	65,962.60	-25.5%
d) Other Restatements		9795	0.00	0.00	0.0%
e) Adjusted Beginning Balance (F1c + F1d)			88,588.60	65,962.60	-25.5%
2) Ending Balance, June 30 (E + F1e)			65,962.60	66,353.60	0.6%
Components of Ending Fund Balance					
a) Nonspendable					
Revolving Cash		9711	1,000.00	0.00	-100.0%
Stores		9712	24,639.39	0.00	-100.0%
Prepaid Expenditures		9713	0.00	0.00	0.0%
All Others		9719	0.00	0.00	0.0%
b) Restricted		9740	40,323.21	66,353.60	64.6%
c) Committed					
Stabilization Arrangements		9750	0.00	0.00	0.0%
Other Commitments		9760	0.00	0.00	0.0%
d) Assigned					
Other Assignments		9780	0.00	0.00	0.0%
e) Unassigned/Unappropriated					
Reserve for Economic Uncertainties		9789	0.00	0.00	0.0%
Unassigned/Unappropriated Amount		9790	0.00	0.00	0.0%

Description	Resource Codes	Object Codes	2014-15 Estimated Actuals	2015-16 Budget	Percent Difference
G. ASSETS					
1) Cash					
a) in County Treasury		9110	(182,676.41)		
1) Fair Value Adjustment to Cash in County Treasury		9111	0.00		
b) in Banks		9120	0.00		
c) in Revolving Fund		9130	1,000.00		
d) with Fiscal Agent		9135	0.00		
e) collections awaiting deposit		9140	0.00		
2) Investments		9150	0.00		
3) Accounts Receivable		9200	0.00		
4) Due from Grantor Government		9290	0.00		
5) Due from Other Funds		9310	0.00		
6) Stores		9320	24,639.39		
7) Prepaid Expenditures		9330	0.00		
8) Other Current Assets		9340	0.00		
9) TOTAL, ASSETS			(157,037.02)		
H. DEFERRED OUTFLOWS OF RESOURCES					
1) Deferred Outflows of Resources		9490	0.00		
2) TOTAL, DEFERRED OUTFLOWS			0.00		
I. LIABILITIES					
1) Accounts Payable		9500	0.00		
2) Due to Grantor Governments		9590	0.00		
3) Due to Other Funds		9610	0.00		
4) Current Loans		9640			
5) Unearned Revenue		9650	0.00		
6) TOTAL, LIABILITIES			0.00		
J. DEFERRED INFLOWS OF RESOURCES					
1) Deferred Inflows of Resources		9690	0.00		
2) TOTAL, DEFERRED INFLOWS			0.00		
K. FUND EQUITY					
Ending Fund Balance, June 30 (G9 + H2) - (I6 + J2)			(157,037.02)		

Description	Resource Codes	Object Codes	2014-15 Estimated Actuals	2015-16 Budget	Percent Difference
FEDERAL REVENUE					
Child Nutrition Programs		8220	1,554,367.00	1,574,367.00	1.3%
All Other Federal Revenue		8290	0.00	0.00	0.0%
TOTAL, FEDERAL REVENUE			1,554,367.00	1,574,367.00	1.3%
OTHER STATE REVENUE					
Child Nutrition Programs		8520	110,000.00	125,000.00	13.6%
All Other State Revenue		8590	0.00	0.00	0.0%
TOTAL, OTHER STATE REVENUE			110,000.00	125,000.00	13.6%
OTHER LOCAL REVENUE					
Other Local Revenue					
Sales					
Sale of Equipment/Supplies		8631	0.00	0.00	0.0%
Food Service Sales		8634	263,547.00	255,000.00	-3.2%
Leases and Rentals		8650	0.00	0.00	0.0%
Interest		8660	50.00	50.00	0.0%
Net Increase (Decrease) in the Fair Value of Investments		8662	0.00	0.00	0.0%
Fees and Contracts					
Interagency Services		8677	0.00	0.00	0.0%
Other Local Revenue					
All Other Local Revenue		8699	5,500.00	2,500.00	-54.5%
TOTAL, OTHER LOCAL REVENUE			269,097.00	257,550.00	-4.3%
TOTAL, REVENUES			1,933,464.00	1,956,917.00	1.2%

Description	Resource Codes	Object Codes	2014-15 Estimated Actuals	2015-16 Budget	Percent Difference
CERTIFICATED SALARIES					
Certificated Supervisors' and Administrators' Salaries		1300	0.00	0.00	0.0%
Other Certificated Salaries		1900	0.00	0.00	0.0%
TOTAL, CERTIFICATED SALARIES			0.00	0.00	0.0%
CLASSIFIED SALARIES					
Classified Support Salaries		2200	508,748.00	513,004.00	0.8%
Classified Supervisors' and Administrators' Salaries		2300	69,273.00	0.00	-100.0%
Clencial, Technical and Office Salaries		2400	38,646.00	127,283.00	229.4%
Other Classified Salaries		2900	0.00	0.00	0.0%
TOTAL, CLASSIFIED SALARIES			616,667.00	640,287.00	3.8%
EMPLOYEE BENEFITS					
STRS		3101-3102	0.00	0.00	0.0%
PERS		3201-3202	71,439.00	74,348.00	4.1%
OASDI/Medicare/Alternative		3301-3302	47,164.00	48,015.00	1.8%
Health and Welfare Benefits		3401-3402	161,854.00	137,587.00	-15.0%
Unemployment Insurance		3501-3502	314.00	320.00	1.9%
Workers' Compensation		3601-3602	9,256.00	9,468.00	2.3%
OPEB, Allocated		3701-3702	0.00	0.00	0.0%
OPEB, Active Employees		3751-3752	0.00	0.00	0.0%
Other Employee Benefits		3901-3902	14,061.00	14,061.00	0.0%
TOTAL, EMPLOYEE BENEFITS			304,088.00	283,779.00	-6.7%
BOOKS AND SUPPLIES					
Books and Other Reference Materials		4200	0.00	0.00	0.0%
Materials and Supplies		4300	100,000.00	100,000.00	0.0%
Noncapitalized Equipment		4400	30,000.00	25,000.00	-16.7%
Food		4700	828,175.00	840,000.00	1.7%
TOTAL, BOOKS AND SUPPLIES			958,175.00	965,000.00	0.9%

Description	Resource Codes	Object Codes	2014-15 Estimated Actuals	2015-16 Budget	Percent Difference
SERVICES AND OTHER OPERATING EXPENDITURES					
Subagreements for Services		5100	0.00	0.00	0.0%
Travel and Conferences		5200	5,560.00	4,660.00	-16.2%
Dues and Memberships		5300	4,100.00	4,000.00	-2.4%
Insurance		5400-5450	0.00	0.00	0.0%
Operations and Housekeeping Services		5500	0.00	0.00	0.0%
Rentals, Leases, Repairs, and Noncapitalized Improvements		5600	28,700.00	27,500.00	-4.2%
Transfers of Direct Costs		5710	0.00	0.00	0.0%
Transfers of Direct Costs - Interfund		5750	2,000.00	1,000.00	-50.0%
Professional/Consulting Services and Operating Expenditures		5800	38,500.00	30,000.00	-22.1%
Communications		5900	300.00	300.00	0.0%
TOTAL, SERVICES AND OTHER OPERATING EXPENDITURES			79,160.00	67,460.00	-14.8%
CAPITAL OUTLAY					
Buildings and Improvements of Buildings		6200	0.00	0.00	0.0%
Equipment		6400	0.00	0.00	0.0%
Equipment Replacement		6500	0.00	0.00	0.0%
TOTAL, CAPITAL OUTLAY			0.00	0.00	0.0%
OTHER OUTGO (excluding Transfers of Indirect Costs)					
Debt Service					
Debt Service - Interest		7438	0.00	0.00	0.0%
Other Debt Service - Principal		7439	0.00	0.00	0.0%
TOTAL, OTHER OUTGO (excluding Transfers of Indirect Costs)			0.00	0.00	0.0%
OTHER OUTGO - TRANSFERS OF INDIRECT COSTS					
Transfers of Indirect Costs - Interfund		7350	0.00	0.00	0.0%
TOTAL, OTHER OUTGO - TRANSFERS OF INDIRECT COSTS			0.00	0.00	0.0%
TOTAL, EXPENDITURES			1,956,090.00	1,956,526.00	0.0%

Description	Resource Codes	Object Codes	2014-15 Estimated Actuals	2015-16 Budget	Percent Difference
INTERFUND TRANSFERS					
INTERFUND TRANSFERS IN					
From General Fund		8916	0.00	0.00	0.0%
Other Authorized Interfund Transfers In		8919	0.00	0.00	0.0%
(a) TOTAL, INTERFUND TRANSFERS IN			0.00	0.00	0.0%
INTERFUND TRANSFERS OUT					
Other Authorized Interfund Transfers Out		7619	0.00	0.00	0.0%
(b) TOTAL, INTERFUND TRANSFERS OUT			0.00	0.00	0.0%
OTHER SOURCES/USES					
SOURCES					
Other Sources					
Transfers from Funds of Lapsed/Reorganized LEAs		8965	0.00	0.00	0.0%
Long-Term Debt Proceeds					
Proceeds from Capital Leases		8972	0.00	0.00	0.0%
All Other Financing Sources		8979	0.00	0.00	0.0%
(c) TOTAL, SOURCES			0.00	0.00	0.0%
USES					
Transfers of Funds from Lapsed/Reorganized LEAs		7651	0.00	0.00	0.0%
All Other Financing Uses		7699	0.00	0.00	0.0%
(d) TOTAL, USES			0.00	0.00	0.0%
CONTRIBUTIONS					
Contributions from Unrestricted Revenues		8980	0.00	0.00	0.0%
Contributions from Restricted Revenues		8990	0.00	0.00	0.0%
(e) TOTAL, CONTRIBUTIONS			0.00	0.00	0.0%
TOTAL, OTHER FINANCING SOURCES/USES					
(a + b + c + d + e)			0.00	0.00	0.0%

Description	Resource Codes	Object Codes	2014-15 Estimated Actuals	2015-16 Budget	Percent Difference
A. REVENUES					
1) LCFF Sources		8010-8099	0.00	0.00	0.0%
2) Federal Revenue		8100-8299	0.00	0.00	0.0%
3) Other State Revenue		8300-8599	0.00	0.00	0.0%
4) Other Local Revenue		8600-8799	372.00	372.00	0.0%
5) TOTAL, REVENUES			372.00	372.00	0.0%
B. EXPENDITURES					
1) Certificated Salaries		1000-1999	0.00	0.00	0.0%
2) Classified Salaries		2000-2999	1,418.00	0.00	-100.0%
3) Employee Benefits		3000-3999	132.00	0.00	-100.0%
4) Books and Supplies		4000-4999	50,748.00	65,000.00	28.1%
5) Services and Other Operating Expenditures		5000-5999	133,674.00	135,372.00	1.3%
6) Capital Outlay		6000-6999	4,400.00	0.00	-100.0%
7) Other Outgo (excluding Transfers of Indirect Costs)		7100-7299, 7400-7499	0.00	0.00	0.0%
8) Other Outgo - Transfers of Indirect Costs		7300-7399	0.00	0.00	0.0%
9) TOTAL, EXPENDITURES			190,372.00	200,372.00	5.3%
C. EXCESS (DEFICIENCY) OF REVENUES OVER EXPENDITURES BEFORE OTHER FINANCING SOURCES AND USES (A5 - B9)			(190,000.00)	(200,000.00)	5.3%
D. OTHER FINANCING SOURCES/USES					
1) Interfund Transfers					
a) Transfers In		8900-8929	100,000.00	200,000.00	100.0%
b) Transfers Out		7600-7629	0.00	0.00	0.0%
2) Other Sources/Uses					
a) Sources		8930-8979	0.00	0.00	0.0%
b) Uses		7630-7699	0.00	0.00	0.0%
3) Contributions		8980-8999	0.00	0.00	0.0%
4) TOTAL, OTHER FINANCING SOURCES/USES			100,000.00	200,000.00	100.0%

Description	Resource Codes	Object Codes	2014-15 Estimated Actuals	2015-16 Budget	Percent Difference
E. NET INCREASE (DECREASE) IN FUND BALANCE (C + D4)			(90,000.00)	0.00	-100.0%
F. FUND BALANCE, RESERVES					
1) Beginning Fund Balance					
a) As of July 1 - Unaudited		9791	90,101.79	101.79	-99.9%
b) Audit Adjustments		9793	0.00	0.00	0.0%
c) As of July 1 - Audited (F1a + F1b)			90,101.79	101.79	-99.9%
d) Other Restatements		9795	0.00	0.00	0.0%
e) Adjusted Beginning Balance (F1c + F1d)			90,101.79	101.79	-99.9%
2) Ending Balance, June 30 (E + F1e)			101.79	101.79	0.0%
Components of Ending Fund Balance					
a) Nonspendable					
Revolving Cash		9711	0.00	0.00	0.0%
Stores		9712	0.00	0.00	0.0%
Prepaid Expenditures		9713	0.00	0.00	0.0%
All Others		9719	0.00	0.00	0.0%
b) Restricted		9740	0.00	0.00	0.0%
c) Committed					
Stabilization Arrangements		9750	0.00	0.00	0.0%
Other Commitments		9760	101.79	101.79	0.0%
d) Assigned					
Other Assignments		9780	0.00	0.00	0.0%
e) Unassigned/Unappropriated					
Reserve for Economic Uncertainties		9789	0.00	0.00	0.0%
Unassigned/Unappropriated Amount		9790	0.00	0.00	0.0%

Description	Resource Codes	Object Codes	2014-15 Estimated Actuals	2015-16 Budget	Percent Difference
G. ASSETS					
1) Cash					
a) in County Treasury		9110	33,377.08		
1) Fair Value Adjustment to Cash in County Treasury		9111	0.00		
b) in Banks		9120	0.00		
c) in Revolving Fund		9130	0.00		
d) with Fiscal Agent		9135	0.00		
e) collections awaiting deposit		9140	0.00		
		9150	0.00		
2) Investments					
3) Accounts Receivable		9200	0.00		
4) Due from Grantor Government		9290	0.00		
5) Due from Other Funds		9310	0.00		
6) Stores		9320	0.00		
7) Prepaid Expenditures		9330	0.00		
8) Other Current Assets		9340	0.00		
9) TOTAL, ASSETS			33,377.08		
H. DEFERRED OUTFLOWS OF RESOURCES					
1) Deferred Outflows of Resources		9490	0.00		
2) TOTAL, DEFERRED OUTFLOWS			0.00		
I. LIABILITIES					
1) Accounts Payable		9500	0.00		
2) Due to Grantor Governments		9590	0.00		
3) Due to Other Funds		9610	0.00		
4) Current Loans		9640			
5) Unearned Revenue		9650	0.00		
6) TOTAL, LIABILITIES			0.00		
J. DEFERRED INFLOWS OF RESOURCES					
1) Deferred Inflows of Resources		9690	0.00		
2) TOTAL, DEFERRED INFLOWS			0.00		
K. FUND EQUITY					
Ending Fund Balance, June 30 (G9 + H2) - (I6 + J2)			33,377.08		

Description	Resource Codes	Object Codes	2014-15 Estimated Actuals	2015-16 Budget	Percent Difference
LCFF SOURCES					
LCFF Transfers					
LCFF Transfers - Current Year		8091	0.00	0.00	0.0%
LCFF/Revenue Limit Transfers - Prior Years		8099	0.00	0.00	0.0%
TOTAL, LCFF SOURCES			0.00	0.00	0.0%
OTHER STATE REVENUE					
All Other State Revenue		8590	0.00	0.00	0.0%
TOTAL, OTHER STATE REVENUE			0.00	0.00	0.0%
OTHER LOCAL REVENUE					
Other Local Revenue					
Community Redevelopment Funds Not Subject to LCFF Deduction		8625	0.00	0.00	0.0%
Sales					
Sale of Equipment/Supplies		8631	0.00	0.00	0.0%
Interest		8680	372.00	372.00	0.0%
Net Increase (Decrease) in the Fair Value of Investments		8682	0.00	0.00	0.0%
Other Local Revenue					
All Other Local Revenue		8699	0.00	0.00	0.0%
All Other Transfers In from All Others		8799	0.00	0.00	0.0%
TOTAL, OTHER LOCAL REVENUE			372.00	372.00	0.0%
TOTAL, REVENUES			372.00	372.00	0.0%

Description	Resource Codes	Object Codes	2014-15 Estimated Actuals	2015-16 Budget	Percent Difference
CLASSIFIED SALARIES					
Classified Support Salaries		2200	1,418.00	0.00	-100.0%
Other Classified Salaries		2900	0.00	0.00	0.0%
TOTAL, CLASSIFIED SALARIES			1,418.00	0.00	-100.0%
EMPLOYEE BENEFITS					
STRS		3101-3102	0.00	0.00	0.0%
PERS		3201-3202	0.00	0.00	0.0%
OASDI/Medicare/Alternative		3301-3302	109.00	0.00	-100.0%
Health and Welfare Benefits		3401-3402	0.00	0.00	0.0%
Unemployment Insurance		3501-3502	1.00	0.00	-100.0%
Workers' Compensation		3601-3602	22.00	0.00	-100.0%
OPEB, Allocated		3701-3702	0.00	0.00	0.0%
OPEB, Active Employees		3751-3752	0.00	0.00	0.0%
Other Employee Benefits		3901-3902	0.00	0.00	0.0%
TOTAL, EMPLOYEE BENEFITS			132.00	0.00	-100.0%
BOOKS AND SUPPLIES					
Books and Other Reference Materials		4200	0.00	0.00	0.0%
Materials and Supplies		4300	24,963.00	55,000.00	120.3%
Noncapitalized Equipment		4400	25,785.00	10,000.00	-61.2%
TOTAL, BOOKS AND SUPPLIES			50,748.00	65,000.00	28.1%

Description	Resource Codes	Object Codes	2014-15 Estimated Actuals	2015-16 Budget	Percent Difference
SERVICES AND OTHER OPERATING EXPENDITURES					
Subagreements for Services		5100	0.00	0.00	0.0%
Travel and Conferences		5200	0.00	0.00	0.0%
Rentals, Leases, Repairs, and Noncapitalized Improvements		5600	127,862.00	115,372.00	-9.8%
Transfers of Direct Costs		5710	0.00	0.00	0.0%
Transfers of Direct Costs - Interfund		5750	0.00	0.00	0.0%
Professional/Consulting Services and Operating Expenditures		5800	5,812.00	20,000.00	244.1%
TOTAL, SERVICES AND OTHER OPERATING EXPENDITURES			133,674.00	135,372.00	1.3%
CAPITAL OUTLAY					
Land Improvements		6170	0.00	0.00	0.0%
Buildings and Improvements of Buildings		6200	0.00	0.00	0.0%
Equipment		6400	0.00	0.00	0.0%
Equipment Replacement		6500	4,400.00	0.00	-100.0%
TOTAL, CAPITAL OUTLAY			4,400.00	0.00	-100.0%
OTHER OUTGO (excluding Transfers of Indirect Costs)					
Debt Service					
Debt Service - Interest		7438	0.00	0.00	0.0%
Other Debt Service - Principal		7439	0.00	0.00	0.0%
TOTAL, OTHER OUTGO (excluding Transfers of Indirect Costs)			0.00	0.00	0.0%
TOTAL, EXPENDITURES			190,372.00	200,372.00	5.3%

Description	Resource Codes	Object Codes	2014-15 Estimated Actuals	2015-16 Budget	Percent Difference
INTERFUND TRANSFERS					
INTERFUND TRANSFERS IN					
Other Authorized Interfund Transfers In		8919	100,000.00	200,000.00	100.0%
(a) TOTAL, INTERFUND TRANSFERS IN			100,000.00	200,000.00	100.0%
INTERFUND TRANSFERS OUT					
Other Authorized Interfund Transfers Out		7619	0.00	0.00	0.0%
(b) TOTAL, INTERFUND TRANSFERS OUT			0.00	0.00	0.0%
OTHER SOURCES/USES					
SOURCES					
Other Sources					
Transfers from Funds of Lapsed/Reorganized LEAs		8965	0.00	0.00	0.0%
Long-Term Debt Proceeds					
Proceeds from Capital Leases		8972	0.00	0.00	0.0%
All Other Financing Sources		8979	0.00	0.00	0.0%
(c) TOTAL, SOURCES			0.00	0.00	0.0%
USES					
Transfers of Funds from Lapsed/Reorganized LEAs		7651	0.00	0.00	0.0%
All Other Financing Uses		7699	0.00	0.00	0.0%
(d) TOTAL, USES			0.00	0.00	0.0%
CONTRIBUTIONS					
Contributions from Unrestricted Revenues		8980	0.00	0.00	0.0%
Contributions from Restricted Revenues		8990	0.00	0.00	0.0%
(e) TOTAL, CONTRIBUTIONS			0.00	0.00	0.0%
TOTAL, OTHER FINANCING SOURCES/USES (a - b + c - d + e)					
			100,000.00	200,000.00	100.0%

Description	Resource Codes	Object Codes	2014-15 Estimated Actuals	2015-16 Budget	Percent Difference
A. REVENUES					
1) LCFF Sources		8010-8099	0.00	0.00	0.0%
2) Federal Revenue		8100-8299	0.00	0.00	0.0%
3) Other State Revenue		8300-8599	0.00	0.00	0.0%
4) Other Local Revenue		8600-8799	10,000.00	10,000.00	0.0%
5) TOTAL, REVENUES			10,000.00	10,000.00	0.0%
B. EXPENDITURES					
1) Certificated Salaries		1000-1999	0.00	0.00	0.0%
2) Classified Salaries		2000-2999	0.00	0.00	0.0%
3) Employee Benefits		3000-3999	0.00	0.00	0.0%
4) Books and Supplies		4000-4999	0.00	0.00	0.0%
5) Services and Other Operating Expenditures		5000-5999	0.00	0.00	0.0%
6) Capital Outlay		6000-6999	0.00	0.00	0.0%
7) Other Outgo (excluding Transfers of Indirect Costs)		7100-7299, 7400-7499	0.00	0.00	0.0%
8) Other Outgo - Transfers of Indirect Costs		7300-7399	0.00	0.00	0.0%
9) TOTAL, EXPENDITURES			0.00	0.00	0.0%
C. EXCESS (DEFICIENCY) OF REVENUES OVER EXPENDITURES BEFORE OTHER FINANCING SOURCES AND USES (A5 - B9)			10,000.00	10,000.00	0.0%
D. OTHER FINANCING SOURCES/USES					
1) Interfund Transfers					
a) Transfers In		8900-8929	0.00	0.00	0.0%
b) Transfers Out		7600-7629	0.00	0.00	0.0%
2) Other Sources/Uses					
a) Sources		8930-8979	0.00	0.00	0.0%
b) Uses		7630-7699	0.00	0.00	0.0%
3) Contributions		8980-8999	0.00	0.00	0.0%
4) TOTAL, OTHER FINANCING SOURCES/USES			0.00	0.00	0.0%

July 1 Budget
Special Reserve Fund for Other Than Capital Outlay Projects
Expenditures by Object

Description	Resource Codes	Object Codes	2014-15 Estimated Actuals	2015-16 Budget	Percent Difference
E. NET INCREASE (DECREASE) IN FUND BALANCE (C + D4)			10,000.00	10,000.00	0.0%
F. FUND BALANCE, RESERVES					
1) Beginning Fund Balance					
a) As of July 1 - Unaudited		9791	2,353,982.81	2,363,982.81	0.4%
b) Audit Adjustments		9793	0.00	0.00	0.0%
c) As of July 1 - Audited (F1a + F1b)			2,353,982.81	2,363,982.81	0.4%
d) Other Restatements		9795	0.00	0.00	0.0%
e) Adjusted Beginning Balance (F1c + F1d)			2,353,982.81	2,363,982.81	0.4%
2) Ending Balance, June 30 (E + F1e)			2,363,982.81	2,373,982.81	0.4%
Components of Ending Fund Balance					
a) Nonspendable					
Revolving Cash		9711	0.00	0.00	0.0%
Stores		9712	0.00	0.00	0.0%
Prepaid Expenditures		9713	0.00	0.00	0.0%
All Others		9719	0.00	0.00	0.0%
b) Restricted		9740	0.00	0.00	0.0%
c) Committed					
Stabilization Arrangements		9750	1,305,660.04	1,305,660.04	0.0%
Other Commitments		9760	1,058,322.77	1,068,322.77	0.9%
d) Assigned					
Other Assignments		9780	0.00	0.00	0.0%
e) Unassigned/Unappropriated					
Reserve for Economic Uncertainties		9789	0.00	0.00	0.0%
Unassigned/Unappropriated Amount		9790	0.00	0.00	0.0%

Description	Resource Codes	Object Codes	2014-15 Estimated Actuals	2015-16 Budget	Percent Difference
G. ASSETS					
1) Cash					
a) in County Treasury		9110	2,353,982.81		
1) Fair Value Adjustment to Cash in County Treasury		9111	0.00		
b) in Banks		9120	0.00		
c) in Revolving Fund		9130	0.00		
d) with Fiscal Agent		9135	0.00		
e) collections awaiting deposit		9140	0.00		
2) Investments		9150	0.00		
3) Accounts Receivable		9200	0.00		
4) Due from Grantor Government		9290	0.00		
5) Due from Other Funds		9310	0.00		
6) Stores		9320	0.00		
7) Prepaid Expenditures		9330	0.00		
8) Other Current Assets		9340	0.00		
9) TOTAL, ASSETS			2,353,982.81		
H. DEFERRED OUTFLOWS OF RESOURCES					
1) Deferred Outflows of Resources		9490	0.00		
2) TOTAL, DEFERRED OUTFLOWS			0.00		
I. LIABILITIES					
1) Accounts Payable		9500	0.00		
2) Due to Grantor Governments		9590	0.00		
3) Due to Other Funds		9610	0.00		
4) Current Loans		9640			
5) Unearned Revenue		9650	0.00		
6) TOTAL, LIABILITIES			0.00		
J. DEFERRED INFLOWS OF RESOURCES					
1) Deferred Inflows of Resources		9690	0.00		
2) TOTAL, DEFERRED INFLOWS			0.00		
K. FUND EQUITY					
Ending Fund Balance, June 30 (G9 + H2) - (I6 + J2)			2,353,982.81		

Description	Resource Codes	Object Codes	2014-15 Estimated Actuals	2015-16 Budget	Percent Difference
OTHER LOCAL REVENUE					
Other Local Revenue					
Sales					
Sale of Equipment/Supplies		8631	0.00	0.00	0.0%
Interest		8660	10,000.00	10,000.00	0.0%
Net Increase (Decrease) in the Fair Value of Investments		8662	0.00	0.00	0.0%
TOTAL, OTHER LOCAL REVENUE			10,000.00	10,000.00	0.0%
TOTAL, REVENUES			10,000.00	10,000.00	0.0%

Description	Resource Codes	Object Codes	2014-15 Estimated Actuals	2015-16 Budget	Percent Difference
INTERFUND TRANSFERS					
INTERFUND TRANSFERS IN					
From: General Fund/CSSF		8912	0.00	0.00	0.0%
Other Authorized Interfund Transfers In		8919	0.00	0.00	0.0%
(a) TOTAL, INTERFUND TRANSFERS IN			0.00	0.00	0.0%
INTERFUND TRANSFERS OUT					
To: General Fund/CSSF		7612	0.00	0.00	0.0%
To: State School Building Fund/ County School Facilities Fund		7613	0.00	0.00	0.0%
Other Authorized Interfund Transfers Out		7619	0.00	0.00	0.0%
(b) TOTAL, INTERFUND TRANSFERS OUT			0.00	0.00	0.0%
OTHER SOURCES/USES					
SOURCES					
Other Sources					
Transfers from Funds of Lapsed/Reorganized LEAs		8965	0.00	0.00	0.0%
(c) TOTAL, SOURCES			0.00	0.00	0.0%
USES					
Transfers of Funds from Lapsed/Reorganized LEAs		7651	0.00	0.00	0.0%
(d) TOTAL, USES			0.00	0.00	0.0%
CONTRIBUTIONS					
Contributions from Restricted Revenues		8990	0.00	0.00	0.0%
(e) TOTAL, CONTRIBUTIONS			0.00	0.00	0.0%
TOTAL, OTHER FINANCING SOURCES/USES (a - b + c - d + e)			0.00	0.00	0.0%

Description	Resource Codes	Object Codes	2014-15 Estimated Actuals	2015-16 Budget	Percent Difference
A. REVENUES					
1) LCFF Sources		8010-8099	0.00	0.00	0.0%
2) Federal Revenue		8100-8299	0.00	0.00	0.0%
3) Other State Revenue		8300-8599	0.00	0.00	0.0%
4) Other Local Revenue		8600-8799	207.00	0.00	-100.0%
5) TOTAL REVENUES			207.00	0.00	-100.0%
B. EXPENDITURES					
1) Certificated Salaries		1000-1999	0.00	0.00	0.0%
2) Classified Salaries		2000-2999	0.00	0.00	0.0%
3) Employee Benefits		3000-3999	0.00	0.00	0.0%
4) Books and Supplies		4000-4999	0.00	0.00	0.0%
5) Services and Other Operating Expenditures		5000-5999	3,675.00	0.00	-100.0%
6) Capital Outlay		6000-6999	0.00	0.00	0.0%
7) Other Outgo (excluding Transfers of Indirect Costs)		7100-7299, 7400-7499	0.00	0.00	0.0%
8) Other Outgo - Transfers of Indirect Costs		7300-7399	0.00	0.00	0.0%
9) TOTAL EXPENDITURES			3,675.00	0.00	-100.0%
C. EXCESS (DEFICIENCY) OF REVENUES OVER EXPENDITURES BEFORE OTHER FINANCING SOURCES AND USES (A5 - B9)			(3,468.00)	0.00	-100.0%
D. OTHER FINANCING SOURCES/USES					
1) Interfund Transfers					
a) Transfers In		8900-8929	0.00	0.00	0.0%
b) Transfers Out		7600-7629	0.00	0.00	0.0%
2) Other Sources/Uses					
a) Sources		8930-8979	0.00	0.00	0.0%
b) Uses		7630-7699	0.00	0.00	0.0%
3) Contributions		8980-8999	0.00	0.00	0.0%
4) TOTAL OTHER FINANCING SOURCES/USES			0.00	0.00	0.0%

Description	Resource Codes	Object Codes	2014-15 Estimated Actuals	2015-16 Budget	Percent Difference
E. NET INCREASE (DECREASE) IN FUND BALANCE (C + D4)			(3,468.00)	0.00	-100.0%
F. FUND BALANCE, RESERVES					
1) Beginning Fund Balance					
a) As of July 1 - Unaudited		9791	3,468.22	0.22	-100.0%
b) Audit Adjustments		9793	0.00	0.00	0.0%
c) As of July 1 - Audited (F1a + F1b)			3,468.22	0.22	-100.0%
d) Other Restatements		9795	0.00	0.00	0.0%
e) Adjusted Beginning Balance (F1c + F1d)			3,468.22	0.22	-100.0%
			0.22	0.22	0.0%
2) Ending Balance, June 30 (E + F1e)					
Components of Ending Fund Balance					
a) Nonspendable					
Revolving Cash		9711	0.00	0.00	0.0%
Stores		9712	0.00	0.00	0.0%
Prepaid Expenditures		9713	0.00	0.00	0.0%
All Others		9719	0.00	0.00	0.0%
b) Restricted		9740	0.00	0.00	0.0%
c) Committed					
Stabilization Arrangements		9750	0.00	0.00	0.0%
Other Commitments		9760	0.22	0.22	0.0%
d) Assigned					
Other Assignments		9780	0.00	0.00	0.0%
e) Unassigned/Unappropriated					
Reserve for Economic Uncertainties		9789	0.00	0.00	0.0%
Unassigned/Unappropriated Amount		9790	0.00	0.00	0.0%

Description	Resource Codes	Object Codes	2014-15 Estimated Actuals	2015-16 Budget	Percent Difference
G. ASSETS					
1) Cash					
a) in County Treasury		9110	4,738.65		
1) Fair Value Adjustment to Cash in County Treasury		9111	0.00		
b) in Banks		9120	0.00		
c) in Revolving Fund		9130	0.00		
d) with Fiscal Agent		9135	0.00		
e) collections awaiting deposit		9140	0.00		
2) Investments		9150	0.00		
3) Accounts Receivable		9200	0.00		
4) Due from Grantor Government		9290	0.00		
5) Due from Other Funds		9310	0.00		
6) Stores		9320	0.00		
7) Prepaid Expenditures		9330	0.00		
8) Other Current Assets		9340	0.00		
9) TOTAL, ASSETS			4,738.65		
H. DEFERRED OUTFLOWS OF RESOURCES					
1) Deferred Outflows of Resources		9490	0.00		
2) TOTAL, DEFERRED OUTFLOWS			0.00		
I. LIABILITIES					
1) Accounts Payable		9500	0.00		
2) Due to Grantor Governments		9590	0.00		
3) Due to Other Funds		9610	0.00		
4) Current Loans		9640	0.00		
5) Unearned Revenue		9650	0.00		
6) TOTAL, LIABILITIES			0.00		
J. DEFERRED INFLOWS OF RESOURCES					
1) Deferred Inflows of Resources		9690	0.00		
2) TOTAL, DEFERRED INFLOWS			0.00		
K. FUND EQUITY					
Ending Fund Balance, June 30 (G9 + H2) - (I6 + J2)			4,738.65		

Description	Resource Codes	Object Codes	2014-15 Estimated Actuals	2015-16 Budget	Percent Difference
FEDERAL REVENUE					
FEMA		8281	0.00	0.00	0.0%
All Other Federal Revenue		8290	0.00	0.00	0.0%
TOTAL, FEDERAL REVENUE			0.00	0.00	0.0%
OTHER STATE REVENUE					
Tax Relief Subventions Restricted Levies - Other					
Homeowners' Exemptions		8575	0.00	0.00	0.0%
Other Subventions/In-Lieu Taxes		8576	0.00	0.00	0.0%
All Other State Revenue		8590	0.00	0.00	0.0%
TOTAL, OTHER STATE REVENUE			0.00	0.00	0.0%
OTHER LOCAL REVENUE					
Other Local Revenue County and District Taxes					
Other Restricted Levies Secured Roll		8615	0.00	0.00	0.0%
Unsecured Roll		8616	0.00	0.00	0.0%
Prior Years' Taxes		8617	0.00	0.00	0.0%
Supplemental Taxes		8618	0.00	0.00	0.0%
Non-Ad Valorem Taxes Parcel Taxes		8621	0.00	0.00	0.0%
Other		8622	0.00	0.00	0.0%
Community Redevelopment Funds Not Subject to LCFF Deduction		8625	0.00	0.00	0.0%
Penalties and Interest from Delinquent Non-LCFF Taxes		8629	0.00	0.00	0.0%
Sales Sale of Equipment/Supplies		8631	0.00	0.00	0.0%
Leases and Rentals		8650	0.00	0.00	0.0%
Interest		8660	207.00	0.00	-100.0%
Net Increase (Decrease) in the Fair Value of Investments		8662	0.00	0.00	0.0%
Other Local Revenue					
All Other Local Revenue		8659	0.00	0.00	0.0%
All Other Transfers In from All Others		8759	0.00	0.00	0.0%
TOTAL, OTHER LOCAL REVENUE			207.00	0.00	-100.0%
TOTAL, REVENUES			207.00	0.00	-100.0%

Description	Resource Codes	Object Codes	2014-15 Estimated Actuals	2015-16 Budget	Percent Difference
CLASSIFIED SALARIES					
Classified Support Salaries		2200	0.00	0.00	0.0%
Classified Supervisors' and Administrators' Salaries		2300	0.00	0.00	0.0%
Clerical, Technical and Office Salaries		2400	0.00	0.00	0.0%
Other Classified Salaries		2900	0.00	0.00	0.0%
TOTAL, CLASSIFIED SALARIES			0.00	0.00	0.0%
EMPLOYEE BENEFITS					
STRS		3101-3102	0.00	0.00	0.0%
PERS		3201-3202	0.00	0.00	0.0%
OASDI/Medicare/Alternative		3301-3302	0.00	0.00	0.0%
Health and Welfare Benefits		3401-3402	0.00	0.00	0.0%
Unemployment Insurance		3501-3502	0.00	0.00	0.0%
Workers' Compensation		3601-3602	0.00	0.00	0.0%
OPEB, Allocated		3701-3702	0.00	0.00	0.0%
OPEB, Active Employees		3751-3752	0.00	0.00	0.0%
Other Employee Benefits		3901-3902	0.00	0.00	0.0%
TOTAL, EMPLOYEE BENEFITS			0.00	0.00	0.0%
BOOKS AND SUPPLIES					
Books and Other Reference Materials		4200	0.00	0.00	0.0%
Materials and Supplies		4300	0.00	0.00	0.0%
Noncapitalized Equipment		4400	0.00	0.00	0.0%
TOTAL, BOOKS AND SUPPLIES			0.00	0.00	0.0%
SERVICES AND OTHER OPERATING EXPENDITURES					
Subagreements for Services		5100	0.00	0.00	0.0%
Travel and Conferences		5200	0.00	0.00	0.0%
Insurance		5400-5450	0.00	0.00	0.0%
Operations and Housekeeping Services		5500	0.00	0.00	0.0%
Rentals, Leases, Repairs, and Noncapitalized Improvements		5600	0.00	0.00	0.0%
Transfers of Direct Costs		5710	0.00	0.00	0.0%
Transfers of Direct Costs - Interfund		5750	0.00	0.00	0.0%

Description	Resource Codes	Object Codes	2014-15 Estimated Actuals	2015-16 Budget	Percent Difference
Professional/Consulting Services and Operating Expenditures		5800	3,675.00	0.00	-100.0%
Communications		5900	0.00	0.00	0.0%
TOTAL, SERVICES AND OTHER OPERATING EXPENDITURES			3,675.00	0.00	-100.0%
CAPITAL OUTLAY					
Land		6100	0.00	0.00	0.0%
Land Improvements		6170	0.00	0.00	0.0%
Buildings and Improvements of Buildings		6200	0.00	0.00	0.0%
Books and Media for New School Libraries or Major Expansion of School Libraries		6300	0.00	0.00	0.0%
Equipment		6400	0.00	0.00	0.0%
Equipment Replacement		6500	0.00	0.00	0.0%
TOTAL, CAPITAL OUTLAY			0.00	0.00	0.0%
OTHER OUTGO (excluding Transfers of Indirect Costs)					
Other Transfers Out					
All Other Transfers Out to All Others		7299	0.00	0.00	0.0%
Debt Service					
Repayment of State School Building Fund Aid - Proceeds from Bonds		7435	0.00	0.00	0.0%
Debt Service - Interest		7438	0.00	0.00	0.0%
Other Debt Service - Principal		7439	0.00	0.00	0.0%
TOTAL, OTHER OUTGO (excluding Transfers of Indirect Costs)			0.00	0.00	0.0%
TOTAL, EXPENDITURES			3,675.00	0.00	-100.0%

Description	Resource Codes	Object Codes	2014-15 Estimated Actuals	2015-16 Budget	Percent Difference
INTERFUND TRANSFERS					
INTERFUND TRANSFERS IN					
Other Authorized Interfund Transfers In		8919	0.00	0.00	0.0%
(a) TOTAL, INTERFUND TRANSFERS IN			0.00	0.00	0.0%
INTERFUND TRANSFERS OUT					
To: State School Building Fund/ County School Facilities Fund		7613	0.00	0.00	0.0%
Other Authorized Interfund Transfers Out		7619	0.00	0.00	0.0%
(b) TOTAL, INTERFUND TRANSFERS OUT			0.00	0.00	0.0%

Description	Resource Codes	Object Codes	2014-15 Estimated Actuals	2015-16 Budget	Percent Difference
OTHER SOURCES/USES					
SOURCES					
Proceeds					
Proceeds from Sale of Bonds		8951	0.00	0.00	0.0%
Proceeds from Sale/Lease- Purchase of Land/Buildings		8953	0.00	0.00	0.0%
Other Sources					
County School Bldg Aid		8981	0.00	0.00	0.0%
Transfers from Funds of Lapsed/Reorganized LEAs		8985	0.00	0.00	0.0%
Long-Term Debt Proceeds					
Proceeds from Certificates of Participation		8971	0.00	0.00	0.0%
Proceeds from Capital Leases		8972	0.00	0.00	0.0%
Proceeds from Lease Revenue Bonds		8973	0.00	0.00	0.0%
All Other Financing Sources		8979	0.00	0.00	0.0%
(c) TOTAL, SOURCES			0.00	0.00	0.0%
USES					
Transfers of Funds from Lapsed/Reorganized LEAs		7651	0.00	0.00	0.0%
All Other Financing Uses		7699	0.00	0.00	0.0%
(d) TOTAL, USES			0.00	0.00	0.0%
CONTRIBUTIONS					
Contributions from Unrestricted Revenues		8980	0.00	0.00	0.0%
Contributions from Restricted Revenues		8990	0.00	0.00	0.0%
(e) TOTAL, CONTRIBUTIONS			0.00	0.00	0.0%
TOTAL, OTHER FINANCING SOURCES/USES (a - b + c - d + e)			0.00	0.00	0.0%

Description	Resource Codes	Object Codes	2014-15 Estimated Actuals	2015-16 Budget	Percent Difference
A. REVENUES					
1) LCFF Sources		8010-8099	0.00	0.00	0.0%
2) Federal Revenue		8100-8299	0.00	0.00	0.0%
3) Other State Revenue		8300-8599	0.00	0.00	0.0%
4) Other Local Revenue		8600-8799	12,000.00	0.00	-100.0%
5) TOTAL, REVENUES			12,000.00	0.00	-100.0%
B. EXPENDITURES					
1) Certificated Salaries		1000-1999	0.00	0.00	0.0%
2) Classified Salaries		2000-2999	0.00	0.00	0.0%
3) Employee Benefits		3000-3999	0.00	0.00	0.0%
4) Books and Supplies		4000-4999	0.00	0.00	0.0%
5) Services and Other Operating Expenditures		5000-5999	0.00	0.00	0.0%
6) Capital Outlay		6000-6999	0.00	0.00	0.0%
7) Other Outgo (excluding Transfers of Indirect Costs)		7100-7299, 7400-7499	0.00	0.00	0.0%
8) Other Outgo - Transfers of Indirect Costs		7300-7399	0.00	0.00	0.0%
9) TOTAL, EXPENDITURES			0.00	0.00	0.0%
C. EXCESS (DEFICIENCY) OF REVENUES OVER EXPENDITURES BEFORE OTHER FINANCING SOURCES AND USES (A5 - B9)			12,000.00	0.00	-100.0%
D. OTHER FINANCING SOURCES/USES					
1) Interfund Transfers					
a) Transfers In		8900-8929	0.00	0.00	0.0%
b) Transfers Out		7600-7629	0.00	0.00	0.0%
2) Other Sources/Uses					
a) Sources		8930-8979	0.00	0.00	0.0%
b) Uses		7630-7699	0.00	0.00	0.0%
3) Contributions		8980-8999	0.00	0.00	0.0%
4) TOTAL, OTHER FINANCING SOURCES/USES			0.00	0.00	0.0%

Description	Resource Codes	Object Codes	2014-15 Estimated Actuals	2015-16 Budget	Percent Difference
E. NET INCREASE (DECREASE) IN FUND BALANCE (C + D4)			12,000.00	0.00	-100.0%
F. FUND BALANCE, RESERVES					
1) Beginning Fund Balance					
a) As of July 1 - Unaudited		9791	(1,317,660.04)	(1,305,660.04)	-0.9%
b) Audit Adjustments		9793	0.00	0.00	0.0%
c) As of July 1 - Audited (F1a + F1b)			(1,317,660.04)	(1,305,660.04)	-0.9%
d) Other Restatements		9795	0.00	0.00	0.0%
e) Adjusted Beginning Balance (F1c + F1d)			(1,317,660.04)	(1,305,660.04)	-0.9%
2) Ending Balance, June 30 (E + F1e)			(1,305,660.04)	(1,305,660.04)	0.0%
Components of Ending Fund Balance					
a) Nonspendable					
Revolving Cash		9711	0.00	0.00	0.0%
Stores		9712	0.00	0.00	0.0%
Prepaid Expenditures		9713	0.00	0.00	0.0%
All Others		9719	0.00	0.00	0.0%
b) Restricted		9740	0.00	0.00	0.0%
c) Committed					
Stabilization Arrangements		9750	0.00	0.00	0.0%
Other Commitments		9760	0.00	0.00	0.0%
d) Assigned					
Other Assignments		9780	0.00	0.00	0.0%
e) Unassigned/Unappropriated					
Reserve for Economic Uncertainties		9789	0.00	0.00	0.0%
Unassigned/Unappropriated Amount		9790	(1,305,660.04)	(1,305,660.04)	0.0%

Description	Resource Codes	Object Codes	2014-15 Estimated Actuals	2015-16 Budget	Percent Difference
G. ASSETS					
1) Cash					
a) in County Treasury		9110	(1,300,554.28)		
1) Fair Value Adjustment to Cash in County Treasury		9111	0.00		
b) in Banks		9120	0.00		
c) in Revolving Fund		9130	0.00		
d) with Fiscal Agent		9135	0.00		
e) collections awaiting deposit		9140	0.00		
2) Investments		9150	0.00		
3) Accounts Receivable		9200	0.00		
4) Due from Grantor Government		9290	0.00		
5) Due from Other Funds		9310	0.00		
6) Stores		9320	0.00		
7) Prepaid Expenditures		9330	0.00		
8) Other Current Assets		9340	0.00		
9) TOTAL, ASSETS			(1,300,554.28)		
H. DEFERRED OUTFLOWS OF RESOURCES					
1) Deferred Outflows of Resources		9490	0.00		
2) TOTAL, DEFERRED OUTFLOWS			0.00		
I. LIABILITIES					
1) Accounts Payable		9500	0.00		
2) Due to Grantor Governments		9590	0.00		
3) Due to Other Funds		9610	0.00		
4) Current Loans		9640	0.00		
5) Unearned Revenue		9650	0.00		
6) TOTAL, LIABILITIES			0.00		
J. DEFERRED INFLOWS OF RESOURCES					
1) Deferred Inflows of Resources		9690	0.00		
2) TOTAL, DEFERRED INFLOWS			0.00		
K. FUND EQUITY					
Ending Fund Balance, June 30 (G9 + H2) - (I6 + J2)			(1,300,554.28)		

Description	Resource Codes	Object Codes	2014-15 Estimated Actuals	2015-16 Budget	Percent Difference
OTHER STATE REVENUE					
Tax Relief Subventions Restricted Levies - Other					
Homeowners' Exemptions		8575	0.00	0.00	0.0%
Other Subventions/In-Lieu Taxes		8576	0.00	0.00	0.0%
All Other State Revenue		8590	0.00	0.00	0.0%
TOTAL, OTHER STATE REVENUE			0.00	0.00	0.0%
OTHER LOCAL REVENUE					
Other Local Revenue County and District Taxes					
Other Restricted Levies Secured Roll		8615	0.00	0.00	0.0%
Unsecured Roll		8616	0.00	0.00	0.0%
Prior Years' Taxes		8617	0.00	0.00	0.0%
Supplemental Taxes		8618	0.00	0.00	0.0%
Non-Ad Valorem Taxes Parcel Taxes		8621	0.00	0.00	0.0%
Other		8622	0.00	0.00	0.0%
Community Redevelopment Funds Not Subject to LCFF Deduction		8625	0.00	0.00	0.0%
Penalties and Interest from Delinquent Non-LCFF Taxes		8629	0.00	0.00	0.0%
Sales Sale of Equipment/Supplies		8631	0.00	0.00	0.0%
Interest		8660	(5,106.00)	(2,500.00)	-51.0%
Net Increase (Decrease) in the Fair Value of Investments		8662	0.00	0.00	0.0%
Fees and Contracts					
Mitigation/Developer Fees		8681	17,106.00	2,500.00	-85.4%
Other Local Revenue					
All Other Local Revenue		8699	0.00	0.00	0.0%
All Other Transfers In from All Others		8799	0.00	0.00	0.0%
TOTAL, OTHER LOCAL REVENUE			12,000.00	0.00	-100.0%
TOTAL, REVENUES			12,000.00	0.00	-100.0%

Description	Resource Codes	Object Codes	2014-15 Estimated Actuals	2015-16 Budget	Percent Difference
CERTIFICATED SALARIES					
Other Certificated Salaries		1900	0.00	0.00	0.0%
TOTAL, CERTIFICATED SALARIES			0.00	0.00	0.0%
CLASSIFIED SALARIES					
Classified Support Salaries		2200	0.00	0.00	0.0%
Classified Supervisors' and Administrators' Salaries		2300	0.00	0.00	0.0%
Clerical, Technical and Office Salaries		2400	0.00	0.00	0.0%
Other Classified Salaries		2900	0.00	0.00	0.0%
TOTAL, CLASSIFIED SALARIES			0.00	0.00	0.0%
EMPLOYEE BENEFITS					
STRS		3101-3102	0.00	0.00	0.0%
PERS		3201-3202	0.00	0.00	0.0%
OASDI/Medicare/Alternative		3301-3302	0.00	0.00	0.0%
Health and Welfare Benefits		3401-3402	0.00	0.00	0.0%
Unemployment Insurance		3501-3502	0.00	0.00	0.0%
Workers' Compensation		3601-3602	0.00	0.00	0.0%
OPEB, Allocated		3701-3702	0.00	0.00	0.0%
OPEB, Active Employees		3751-3752	0.00	0.00	0.0%
Other Employee Benefits		3901-3902	0.00	0.00	0.0%
TOTAL, EMPLOYEE BENEFITS			0.00	0.00	0.0%
BOOKS AND SUPPLIES					
Approved Textbooks and Core Curricula Materials		4100	0.00	0.00	0.0%
Books and Other Reference Materials		4200	0.00	0.00	0.0%
Materials and Supplies		4300	0.00	0.00	0.0%
Noncapitalized Equipment		4400	0.00	0.00	0.0%
TOTAL, BOOKS AND SUPPLIES			0.00	0.00	0.0%

Description	Resource Codes	Object Codes	2014-15 Estimated Actuals	2015-16 Budget	Percent Difference
SERVICES AND OTHER OPERATING EXPENDITURES					
Subagreements for Services		5100	0.00	0.00	0.0%
Travel and Conferences		5200	0.00	0.00	0.0%
Insurance		5400-5450	0.00	0.00	0.0%
Operations and Housekeeping Services		5500	0.00	0.00	0.0%
Rentals, Leases, Repairs, and Noncapitalized Improvements		5600	0.00	0.00	0.0%
Transfers of Direct Costs		5710	0.00	0.00	0.0%
Transfers of Direct Costs - Interfund		5750	0.00	0.00	0.0%
Professional/Consulting Services and Operating Expenditures		5800	0.00	0.00	0.0%
Communications		5900	0.00	0.00	0.0%
TOTAL, SERVICES AND OTHER OPERATING EXPENDITURES			0.00	0.00	0.0%
CAPITAL OUTLAY					
Land		6100	0.00	0.00	0.0%
Land Improvements		6170	0.00	0.00	0.0%
Buildings and Improvements of Buildings		6200	0.00	0.00	0.0%
Books and Media for New School Libraries or Major Expansion of School Libraries		6300	0.00	0.00	0.0%
Equipment		6400	0.00	0.00	0.0%
Equipment Replacement		6500	0.00	0.00	0.0%
TOTAL, CAPITAL OUTLAY			0.00	0.00	0.0%
OTHER OUTGO (excluding Transfers of Indirect Costs)					
Other Transfers Out					
All Other Transfers Out to All Others		7299	0.00	0.00	0.0%
Debt Service					
Debt Service - Interest		7438	0.00	0.00	0.0%
Other Debt Service - Principal		7439	0.00	0.00	0.0%
TOTAL, OTHER OUTGO (excluding Transfers of Indirect Costs)			0.00	0.00	0.0%
TOTAL, EXPENDITURES			0.00	0.00	0.0%

Description	Resource Codes	Object Codes	2014-15 Estimated Actuals	2015-16 Budget	Percent Difference
INTERFUND TRANSFERS					
INTERFUND TRANSFERS IN					
Other Authorized Interfund Transfers In		8919	0.00	0.00	0.0%
(a) TOTAL, INTERFUND TRANSFERS IN			0.00	0.00	0.0%
INTERFUND TRANSFERS OUT					
To: State School Building Fund/ County School Facilities Fund		7613	0.00	0.00	0.0%
Other Authorized Interfund Transfers Out		7619	0.00	0.00	0.0%
(b) TOTAL, INTERFUND TRANSFERS OUT			0.00	0.00	0.0%
OTHER SOURCES/USES					
SOURCES					
Proceeds					
Proceeds from Sale/Lease- Purchase of Land/Buildings		8953	0.00	0.00	0.0%
Other Sources					
Transfers from Funds of Lapsed/Reorganized LEAs		8985	0.00	0.00	0.0%
Long-Term Debt Proceeds					
Proceeds from Certificates of Participation		8971	0.00	0.00	0.0%
Proceeds from Capital Leases		8972	0.00	0.00	0.0%
Proceeds from Lease Revenue Bonds		8973	0.00	0.00	0.0%
All Other Financing Sources		8979	0.00	0.00	0.0%
(c) TOTAL, SOURCES			0.00	0.00	0.0%
USES					
Transfers of Funds from Lapsed/Reorganized LEAs		7651	0.00	0.00	0.0%
All Other Financing Uses		7699	0.00	0.00	0.0%
(d) TOTAL, USES			0.00	0.00	0.0%
CONTRIBUTIONS					
Contributions from Unrestricted Revenues		8980	0.00	0.00	0.0%
Contributions from Restricted Revenues		8990	0.00	0.00	0.0%
(e) TOTAL, CONTRIBUTIONS			0.00	0.00	0.0%
TOTAL, OTHER FINANCING SOURCES/USES					
(a - b + c - d + e)			0.00	0.00	0.0%

Description	2014-15 Estimated Actuals			2015-16 Budget		
	P-2 ADA	Annual ADA	Funded ADA	Estimated P-2 ADA	Estimated Annual ADA	Estimated Funded ADA
A. DISTRICT						
1. Total District Regular ADA Includes Opportunity Classes, Home & Hospital, Special Day Class, Continuation Education, Special Education NPS/LCI and Extended Year, and Community Day School (includes Necessary Small School ADA)	4,225.13	4,225.13	4,271.52	4,175.13	4,175.13	4,225.13
2. Total Basic Aid Choice/Court Ordered Voluntary Pupil Transfer Regular ADA Includes Opportunity Classes, Home & Hospital, Special Day Class, Continuation Education, Special Education NPS/LCI and Extended Year, and Community Day School (ADA not included in Line A1 above)	0.00	0.00	0.00	0.00	0.00	0.00
3. Total Basic Aid Open Enrollment Regular ADA Includes Opportunity Classes, Home & Hospital, Special Day Class, Continuation Education, Special Education NPS/LCI and Extended Year, and Community Day School (ADA not included in Line A1 above)	0.00	0.00	0.00	0.00	0.00	0.00
4. Total, District Regular ADA (Sum of Lines A1 through A3)	4,225.13	4,225.13	4,271.52	4,175.13	4,175.13	4,225.13
5. District Funded County Program ADA						
a. County Community Schools per EC 1981(a)(b)&(d)	35.91	35.91	36.22	35.79	35.79	35.79
b. Special Education-Special Day Class						
c. Special Education-NPS/LCI	2.03	2.03	1.91	2.03	2.03	2.03
d. Special Education Extended Year						
e. Other County Operated Programs: Opportunity Schools and Full Day Opportunity Classes, Specialized Secondary Schools, Technical, Agricultural, and Natural Resource Conservation Schools						
f. County School Tuition Fund (Out of State Tuition) [EC 2000 and 46380]						
g. Total, District Funded County Program ADA (Sum of Lines A5a through A5f)	37.94	37.94	38.13	37.82	37.82	37.82
6. TOTAL DISTRICT ADA (Sum of Line A4 and Line A5g)	4,263.07	4,263.07	4,309.65	4,212.95	4,212.95	4,262.95
7. Adults in Correctional Facilities						
8. Charter School ADA (Enter Charter School ADA using Tab C. Charter School ADA)						

Description	2014-15 Estimated Actuals			2015-16 Budget		
	P-2 ADA	Annual ADA	Funded ADA	Estimated P-2 ADA	Estimated Annual ADA	Estimated Funded ADA
C. CHARTER SCHOOL ADA						
Authorizing LEAs reporting charter school SACS financial data in their Fund 01, 09, or 62 use this worksheet to report ADA for those charter schools. Charter schools reporting SACS financial data separately from their authorizing LEAs in Fund 01 or Fund 62 use this worksheet to report their ADA.						
FUND 01: Charter School ADA corresponding to SACS financial data reported in Fund 01.						
1. Total Charter School Regular ADA						
2. Charter School County Program Alternative Education ADA						
a. County Group Home and Institution Pupils						
b. Juvenile Halls, Homes, and Camps						
c. Probation Referred, On Probation or Parole, Expelled per EC 48915(a) or (c) [EC 2574(c)(4)(A)]						
d. Total, Charter School County Program Alternative Education ADA (Sum of Lines C2a through C2c)	0.00	0.00	0.00	0.00	0.00	0.00
3. Charter School Funded County Program ADA						
a. County Community Schools per EC 1981(a)(b)&(d)						
b. Special Education-Special Day Class						
c. Special Education-NPS/LCI						
d. Special Education Extended Year						
e. Other County Operated Programs: Opportunity Schools and Full Day Opportunity Classes, Specialized Secondary Schools, Technical, Agricultural, and Natural Resource Conservation Schools						
f. Total, Charter School Funded County Program ADA (Sum of Lines C3a through C3e)	0.00	0.00	0.00	0.00	0.00	0.00
4. TOTAL CHARTER SCHOOL ADA (Sum of Lines C1, C2d, and C3f)	0.00	0.00	0.00	0.00	0.00	0.00
FUND 09 or 62: Charter School ADA corresponding to SACS financial data reported in Fund 09 or Fund 62.						
5. Total Charter School Regular ADA	98.62	98.62	98.62	74.46	74.46	74.46
6. Charter School County Program Alternative Education ADA						
a. County Group Home and Institution Pupils						
b. Juvenile Halls, Homes, and Camps						
c. Probation Referred, On Probation or Parole, Expelled per EC 48915(a) or (c) [EC 2574(c)(4)(A)]						
d. Total, Charter School County Program Alternative Education ADA (Sum of Lines C6a through C6c)	0.00	0.00	0.00	0.00	0.00	0.00
7. Charter School Funded County Program ADA						
a. County Community Schools per EC 1981(a)(b)&(d)						
b. Special Education-Special Day Class						
c. Special Education-NPS/LCI						
d. Special Education Extended Year						
e. Other County Operated Programs: Opportunity Schools and Full Day Opportunity Classes, Specialized Secondary Schools, Technical, Agricultural, and Natural Resource Conservation Schools						
f. Total, Charter School Funded County Program ADA (Sum of Lines C7a through C7e)	0.00	0.00	0.00	0.00	0.00	0.00
8. TOTAL CHARTER SCHOOL ADA (Sum of Lines C5, C6d, and C7f)	98.62	98.62	98.62	74.46	74.46	74.46
9. TOTAL CHARTER SCHOOL ADA Reported in Fund 01, 09, or 62 (Sum of Lines C4 and C8)	98.62	98.62	98.62	74.46	74.46	74.46

	Object		July	August	September	October	November	December	January	February
ESTIMATES THROUGH THE MONTH OF	JUNE									
A. BEGINNING CASH			4,291,345.16	3,575,376.16	1,597,043.16	2,077,847.74	1,371,417.74	456,751.74	2,039,710.19	2,008,051.19
B. RECEIPTS										
LCFF/Revenue Limit Sources										
Principal Apportionment	8010-8019		1,196,646.00	1,196,646.00	3,445,810.00	2,153,963.00	2,153,963.00	3,445,810.00	2,153,963.00	2,153,963.00
Property Taxes	8020-8079					214,442.00			2,590,614.00	
Miscellaneous Funds	8080-8099								(43,595.00)	
Federal Revenue	8100-8299				187,010.00	151,811.00	50,687.00	124,263.00	329,584.00	207,763.00
Other State Revenue	8300-8599		121,941.00	121,941.00	121,941.00	121,941.00	121,941.00	121,941.00	121,941.00	121,941.00
Other Local Revenue	8600-8799		133,640.00	115,011.00	136,613.00	52,411.00	153,181.00	221,280.00	160,782.00	143,225.00
Interfund Transfers In	8910-8929									
All Other Financing Sources	8930-8979									
TOTAL RECEIPTS			1,452,227.00	1,433,598.00	3,891,374.00	2,694,568.00	2,479,772.00	3,913,294.00	5,313,289.00	2,626,892.00
C. DISBURSEMENTS										
Certificated Salaries	1000-1999		740,533.00	1,632,969.00	1,631,605.00	1,661,770.00	1,664,764.00	839,839.00	2,713,169.00	1,641,215.00
Classified Salaries	2000-2999		504,251.00	531,085.00	531,085.00	531,085.00	531,085.00	267,280.00	861,709.00	531,085.00
Employee Benefits	3000-3999		305,816.00	630,281.00	630,281.00	639,759.00	630,205.00	654,832.55	1,060,697.00	633,931.00
Books and Supplies	4000-4999		184,577.00	184,577.00	184,577.00	184,577.00	184,577.00	184,577.00	184,577.00	184,577.00
Services	5000-5999		383,807.00	383,807.00	383,807.00	383,807.00	383,807.00	383,807.00	383,807.00	383,807.00
Capital Outlay	6000-6599									
Other Outgo	7000-7499									
Interfund Transfers Out	7600-7629								140,989.00	
All Other Financing Uses	7630-7699									
TOTAL DISBURSEMENTS			2,118,984.00	3,362,719.00	3,361,355.00	3,400,998.00	3,394,438.00	2,330,335.55	5,344,948.00	3,374,615.00
D. BALANCE SHEET ITEMS										
Assets and Deferred Outflows										
Cash Not In Treasury	9111-9199	10,000.00								
Accounts Receivable	9200-9299	1,214,397.00	404,799.00	404,799.00	404,799.00					
Due From Other Funds	9310	40,950.11								
Stores	9320	83,101.45								
Prepaid Expenditures	9330									
Other Current Assets	9340									
Deferred Outflows of Resources	9490									
SUBTOTAL		1,348,448.56	404,799.00	404,799.00	404,799.00	0.00	0.00	0.00	0.00	0.00
Liabilities and Deferred Inflows										
Accounts Payable	9500-9599	1,362,035.42	454,011.00	454,011.00	454,013.42					
Due To Other Funds	9610									
Current Loans	9640									
Unearned Revenues	9650									
Deferred Inflows of Resources	9690									
SUBTOTAL		1,362,035.42	454,011.00	454,011.00	454,013.42	0.00	0.00	0.00	0.00	0.00
Nonoperating										
Suspense Clearing	9910	0.00								
TOTAL BALANCE SHEET ITEMS		(13,586.86)	(49,212.00)	(49,212.00)	(49,214.42)	0.00	0.00	0.00	0.00	0.00
E. NET INCREASE/DECREASE (B - C + D)			(715,969.00)	(1,978,333.00)	480,804.58	(706,430.00)	(914,666.00)	1,582,958.45	(31,659.00)	(747,723.00)
F. ENDING CASH (A + E)			3,575,376.16	1,597,043.16	2,077,847.74	1,371,417.74	456,751.74	2,039,710.19	2,008,051.19	1,260,328.19
G. ENDING CASH, PLUS CASH ACCRUALS AND ADJUSTMENTS										

	Object	March	April	May	June	Accruals	Adjustments	TOTAL	BUDGET
ESTIMATES THROUGH THE MONTH OF	JUNE								
A. BEGINNING CASH		1,260,328.19	1,985,414.19	2,835,915.19	2,613,121.19				
B. RECEIPTS									
LCFF/Revenue Limit Sources									
Principal Apportionment	8010-8019	3,445,810.00	2,153,963.00	2,153,963.00	3,445,807.00			29,100,307.00	29,100,307.00
Property Taxes	8020-8079		1,571,218.00	666,684.00				5,042,958.00	5,042,958.00
Miscellaneous Funds	8080-8099			(43,594.00)				(87,189.00)	(87,189.00)
Federal Revenue	8100-8299	440,306.00	287,779.00	214,696.00	191,446.00	494,063.00		2,679,408.00	2,679,408.00
Other State Revenue	8300-8599	121,941.00	121,941.00	121,941.00	121,948.00			1,463,299.00	1,463,299.00
Other Local Revenue	8600-8799	146,613.00	223,430.00	217,326.00	160,822.00	408,270.00		2,272,604.00	2,272,604.00
Interfund Transfers In	8910-8929							0.00	0.00
All Other Financing Sources	8930-8979							0.00	0.00
TOTAL RECEIPTS		4,154,670.00	4,358,331.00	3,331,016.00	3,920,023.00	902,333.00	0.00	40,471,387.00	40,471,387.00
C. DISBURSEMENTS									
Certificated Salaries	1000-1999	1,680,445.00	1,787,410.00	1,787,410.00	960,778.00			18,741,907.00	18,741,907.00
Classified Salaries	2000-2999	531,085.00	531,085.00	531,085.00	497,675.00			6,379,595.00	6,379,595.00
Employee Benefits	3000-3999	649,670.00	620,951.00	666,931.00	545,639.00			7,668,993.55	7,668,993.55
Books and Supplies	4000-4999	184,577.00	184,577.00	184,577.00	184,573.00			2,214,920.00	2,214,920.00
Services	5000-5999	383,807.00	383,807.00	383,807.00	383,807.00			4,605,684.00	4,605,684.00
Capital Outlay	6000-6599							0.00	0.00
Other Outgo	7000-7499				188,602.00			188,602.00	188,602.00
Interfund Transfers Out	7600-7629				140,989.00			281,978.00	281,978.00
All Other Financing Uses	7630-7699							0.00	0.00
TOTAL DISBURSEMENTS		3,429,584.00	3,507,830.00	3,553,810.00	2,902,063.00	0.00	0.00	40,081,679.55	40,081,679.55
D. BALANCE SHEET ITEMS									
Assets and Deferred Outflows									
Cash Not in Treasury	9111-9199							0.00	
Accounts Receivable	9200-9299							1,214,397.00	
Due From Other Funds	9310							0.00	
Stores	9320							0.00	
Prepaid Expenditures	9330							0.00	
Other Current Assets	9340							0.00	
Deferred Outflows of Resources	9490				0.00			0.00	
SUBTOTAL		0.00	0.00	0.00	0.00	0.00	0.00	1,214,397.00	
Liabilities and Deferred Inflows									
Accounts Payable	9500-9599							1,362,035.42	
Due To Other Funds	9610							0.00	
Current Loans	9640							0.00	
Unearned Revenues	9650							0.00	
Deferred Inflows of Resources	9690							0.00	
SUBTOTAL		0.00	0.00	0.00	0.00	0.00	0.00	1,362,035.42	
Nonoperating									
Suspense Clearing	9910							0.00	
TOTAL BALANCE SHEET ITEMS		0.00	0.00	0.00	0.00	0.00	0.00	(147,638.42)	
E. NET INCREASE/DECREASE (B - C + D)		725,086.00	850,501.00	(222,794.00)	1,017,960.00	902,333.00	0.00	242,069.03	389,707.45
F. ENDING CASH (A + E)		1,985,414.19	2,835,915.19	2,613,121.19	3,631,081.19				
G. ENDING CASH, PLUS CASH ACCRUALS AND ADJUSTMENTS								4,533,414.19	

	Object		July	August	September	October	November	December	January	February
ESTIMATES THROUGH THE MONTH OF JUNE										
A BEGINNING CASH			3 631,081.19	3,362,911.19	1,534,794.19	2,327,038.19	1,601,778.19	962,893.19	2,951,333.19	3,225,473.19
B RECEIPTS										
LCFF/Revenue Limit Sources										
Principal Apportionment	8010-8019		1,310,460.00	1,310,460.00	3,580,026.00	2,358,840.00	2,358,840.00	3,580,026.00	2,358,840.00	2,358,840.00
Property Taxes	8020-8079					30,565.00			3,087,067.00	
Miscellaneous Funds	8080-8099									
Federal Revenue	8100-8299				241,310.00	241,310.00	241,310.00	241,310.00	341,310.00	241,310.00
Other State Revenue	8300-8599				133,029.00	133,027.00	133,027.00	133,027.00	133,027.00	133,027.00
Other Local Revenue	8600-8799		174,815.00	174,815.00	174,815.00	174,815.00	174,815.00	174,815.00	174,815.00	174,815.00
Intertund Transfers In	8910-8929									
All Other Financing Sources	8930-8979									
TOTAL RECEIPTS			1,485,275.00	1,485,275.00	4,129,180.00	2,938,557.00	2,907,992.00	4,129,178.00	6,095,059.00	2,907,992.00
C DISBURSEMENTS										
Certificated Salaries	1000-1999		685,860.00	1,730,268.00	1,750,654.00	1,758,585.00	1,758,585.00	599,424.00	3,217,923.00	1,628,499.00
Classified Salaries	2000-2999		424,930.00	558,141.00	561,299.00	579,470.00	562,530.00	552,836.00	632,722.00	552,263.00
Employee Benefits	3000-3999		375,050.00	757,378.00	757,378.00	757,378.00	657,378.00	420,294.00	1,286,130.00	657,378.00
Books and Supplies	4000-4999		184,577.00	184,577.00	184,577.00	184,577.00	184,577.00	184,577.00	184,577.00	184,577.00
Services	5000-5999		383,807.00	383,807.00	383,807.00	383,807.00	383,807.00	383,807.00	383,807.00	383,807.00
Capital Outlay	6000-6599									
Other Outgo	7000-7499									
Intertund Transfers Out	7600-7629								115,760.00	
All Other Financing Uses	7630-7699									
TOTAL DISBURSEMENTS			2,054,224.00	3,614,171.00	3,637,715.00	3,663,817.00	3,546,877.00	2,140,738.00	5,820,919.00	3,406,524.00
D BALANCE SHEET ITEMS										
Assets and Deferred Outflows										
Cash Not In Treasury	9111-9199	10,000.00								
Accounts Receivable	9200-9299	902,333.00	300,779.00	300,779.00	300,779.00					
Due From Other Funds	9310									
Stores	9320									
Prepaid Expenditures	9330									
Other Current Assets	9340									
Deferred Outflows of Resources	9490									
SUBTOTAL		912,333.00	300,779.00	300,779.00	300,779.00	0.00	0.00	0.00	0.00	0.00
Liabilities and Deferred Inflows										
Accounts Payable	9500-9599									
Due To Other Funds	9610									
Current Loans	9640									
Unearned Revenues	9650									
Deferred Inflows of Resources	9690									
SUBTOTAL		0.00	0.00	0.00	0.00	0.00	0.00	0.00	0.00	0.00
Nonoperating										
Suspense Clearing	9910									
TOTAL BALANCE SHEET ITEMS		912,333.00	300,779.00	300,779.00	300,779.00	0.00	0.00	0.00	0.00	0.00
E NET INCREASE/DECREASE (B - C + D)			(268,170.00)	(1,828,117.00)	792,244.00	(725,260.00)	(638,885.00)	1,988,440.00	274,140.00	(498,532.00)
F ENDING CASH (A + E)			3,362,911.19	1,534,794.19	2,327,038.19	1,601,778.19	962,893.19	2,951,333.19	3,225,473.19	2,726,941.19
G ENDING CASH, PLUS CASH ACCRUALS AND ADJUSTMENTS										

	Object	March	April	May	June	Accruals	Adjustments	TOTAL	BUDGET
ESTIMATES THROUGH THE MONTH OF JUNE									
A BEGINNING CASH		2,726,941.19	3,346,825.19	4,397,557.19	3,765,434.19				
B RECEIPTS									
LCFF/Revenue Limit Sources									
Principal Apportionment	8010-8019	3,580,026.00	2,358,840.00	2,358,840.00	3,580,026.00			31,094,064.00	
Property Taxes	8020-8079		1,759,989.00	165,337.00				5,042,958.00	
Miscellaneous Funds	8080-8099			(88,206.00)				(88,206.00)	
Federal Revenue	8100-8299	241,310.00	241,310.00	241,310.00	241,310.00	241,308.00		2,754,408.00	
Other State Revenue	8300-8599	133,027.00	133,027.00	133,027.00	133,027.00	133,027.00		1,463,299.00	
Other Local Revenue	8600-8799	174,815.00	174,815.00	174,815.00	174,815.00	174,824.00		2,272,604.00	
Interfund Transfers In	8910-8929							0.00	
All Other Financing Sources	8930-8979							0.00	
TOTAL RECEIPTS		4,129,178.00	4,667,981.00	2,985,123.00	4,129,178.00	549,159.00	0.00	42,539,127.00	0.00
C DISBURSEMENTS									
Certificated Salaries	1000-1999	1,701,040.00	1,827,890.00	1,827,888.00	774,443.00			19,261,059.00	
Classified Salaries	2000-2999	582,492.00	563,597.00	563,596.00	412,656.00			6,546,332.00	
Employee Benefits	3000-3999	657,378.00	657,378.00	657,378.00	675,346.00			8,315,844.00	
Books and Supplies	4000-4999	184,577.00	184,577.00	184,577.00	184,573.00			2,214,920.00	
Services	5000-5999	383,807.00	383,807.00	383,807.00	383,807.00			4,605,684.00	
Capital Outlay	6000-6599							0.00	
Other Outgo	7000-7499				239,060.00			239,060.00	
Interfund Transfers Out	7600-7629				115,760.00			231,520.00	
All Other Financing Uses	7630-7699							0.00	
TOTAL DISBURSEMENTS		3,509,294.00	3,617,249.00	3,617,246.00	2,785,645.00	0.00	0.00	41,414,419.00	0.00
D BALANCE SHEET ITEMS									
Assets and Deferred Outflows									
Cash Not in Treasury	9111-9199							0.00	
Accounts Receivable	9200-9299							902,337.00	
Due From Other Funds	9310							0.00	
Stores	9320							0.00	
Prepaid Expenditures	9330							0.00	
Other Current Assets	9340							0.00	
Deferred Outflows of Resources	9490							0.00	
SUBTOTAL		0.00	0.00	0.00	0.00	0.00	0.00	902,337.00	
Liabilities and Deferred Inflows									
Accounts Payable	9500-9599							0.00	
Due To Other Funds	9610							0.00	
Current Loans	9640							0.00	
Unearned Revenues	9650							0.00	
Deferred Inflows of Resources	9690							0.00	
SUBTOTAL		0.00	0.00	0.00	0.00	0.00	0.00	0.00	
Nonoperating									
Suspense Clearing	9910							0.00	
TOTAL BALANCE SHEET ITEMS		0.00	0.00	0.00	0.00	0.00	0.00	902,337.00	
E NET INCREASE/DECREASE (B - C + D)		619,884.00	1,050,732.00	(632,123.00)	1,343,533.00	549,159.00	0.00	2,027,045.00	0.00
F ENDING CASH (A + E)		3,346,825.19	4,397,557.19	3,765,434.19	5,108,967.19				
G ENDING CASH, PLUS CASH ACCRUALS AND ADJUSTMENTS								5,658,126.19	

Description	Object Codes	2015-16 Budget (Form 01) (A)	% Change (Cols. C-A/A) (B)	2016-17 Projection (C)	% Change (Cols. E-C/C) (D)	2017-18 Projection (E)
(Enter projections for subsequent years 1 and 2 in Columns C and E; current year - Column A - is extracted)						
A. REVENUES AND OTHER FINANCING SOURCES						
1. LCFF/Revenue Limit Sources	8010-8099	34,056,076.00	5.85%	36,048,706.00	4.05%	37,509,079.00
2. Federal Revenues	8100-8299	0.00	0.00%	0.00	0.00%	0.00
3. Other State Revenues	8300-8599	720,240.00	0.00%	720,240.00	0.00%	720,240.00
4. Other Local Revenues	8600-8799	122,500.00	0.00%	122,500.00	0.00%	122,500.00
5. Other Financing Sources						
a. Transfers In	8900-8929	0.00	0.00%	0.00	0.00%	0.00
b. Other Sources	8930-8979	0.00	0.00%	0.00	0.00%	0.00
c. Contributions	8980-8999	(5,567,978.00)	5.47%	(5,872,755.00)	6.85%	(6,274,771.00)
6. Total (Sum lines A1 thru A5c)		29,330,838.00	5.75%	31,018,691.00	3.41%	32,077,048.00
B. EXPENDITURES AND OTHER FINANCING USES						
1. Certificated Salaries						
a. Base Salaries				14,930,693.00		15,382,015.00
b. Step & Column Adjustment				271,322.00		271,322.00
c. Cost-of-Living Adjustment						
d. Other Adjustments				180,000.00		180,000.00
e. Total Certificated Salaries (Sum lines B1a thru B1d)	1000-1999	14,930,693.00	3.02%	15,382,015.00	2.93%	15,833,337.00
2. Classified Salaries						
a. Base Salaries				3,963,450.00		3,998,155.00
b. Step & Column Adjustment				34,705.00		34,705.00
c. Cost-of-Living Adjustment				0.00		
d. Other Adjustments				0.00		
e. Total Classified Salaries (Sum lines B2a thru B2d)	2000-2999	3,963,450.00	0.88%	3,998,155.00	0.87%	4,032,860.00
3. Employee Benefits	3000-3999	5,756,824.55	8.04%	6,219,760.00	9.31%	6,798,715.00
4. Books and Supplies	4000-4999	896,700.00	0.00%	896,700.00	0.00%	896,700.00
5. Services and Other Operating Expenditures	5000-5999	3,300,884.00	0.00%	3,300,884.00	0.00%	3,300,884.00
6. Capital Outlay	6000-6999	0.00	0.00%	0.00	0.00%	0.00
7. Other Outgo (excluding Transfers of Indirect Costs)	7100-7299, 7400-7499	10,050.00	0.00%	10,050.00	0.00%	10,050.00
8. Other Outgo - Transfers of Indirect Costs	7300-7399	(95,449.00)	0.00%	(95,449.00)	0.00%	(95,449.00)
9. Other Financing Uses						
a. Transfers Out	7600-7629	281,978.00	0.00%	281,978.00	0.00%	281,978.00
b. Other Uses	7630-7699	0.00	0.00%		0.00%	
10. Other Adjustments (Explain in Section F below)						
11. Total (Sum lines B1 thru B10)		29,045,130.55	3.27%	29,994,093.00	3.55%	31,059,075.00
C. NET INCREASE (DECREASE) IN FUND BALANCE (Line A6 minus line B11)						
		285,707.45		1,024,598.00		1,017,973.00
D. FUND BALANCE						
1. Net Beginning Fund Balance (Form 01, line F1e)		1,295,775.74		1,581,483.19		2,606,081.19
2. Ending Fund Balance (Sum lines C and D1)		1,581,483.19		2,606,081.19		3,624,054.19
3. Components of Ending Fund Balance						
a. Nonspendable	9710-9719	93,101.45		92,848.54		82,848.54
b. Restricted	9740					
c. Committed						
1. Stabilization Arrangements	9750	0.00		0.00		0.00
2. Other Commitments	9760	0.00		0.00		0.00
d. Assigned	9780	0.00		0.00		0.00
e. Unassigned/Unappropriated						
1. Reserve for Economic Uncertainties	9789	1,202,455.00		1,242,450.00		1,286,450.00
2. Unassigned/Unappropriated	9790	285,926.74		1,270,782.65		2,254,755.65
f. Total Components of Ending Fund Balance (Line D3f must agree with line D2)		1,581,483.19		2,606,081.19		3,624,054.19

Description	Object Codes	2015-16 Budget (Form 01) (A)	% Change (Cols. C-A/A) (B)	2016-17 Projection (C)	% Change (Cols. E-C/C) (D)	2017-18 Projection (E)
E. AVAILABLE RESERVES						
1. General Fund						
a. Stabilization Arrangements	9750	0.00		0.00		0.00
b. Reserve for Economic Uncertainties	9789	1,202,455.00		1,242,450.00		1,286,450.00
c. Unassigned/Unappropriated	9790	285,926.74		1,270,782.65		2,254,755.65
(Enter reserve projections for subsequent years 1 and 2 in Columns C and E; current year - Column A - is extracted.)						
2. Special Reserve Fund - Noncapital Outlay (Fund 17)						
a. Stabilization Arrangements	9750	1,305,660.04		1,305,660.04		1,305,660.04
b. Reserve for Economic Uncertainties	9789					
c. Unassigned/Unappropriated	9790					
3. Total Available Reserves (Sum lines E1a thru E2c)		2,794,041.78		3,818,892.69		4,846,865.69

F. ASSUMPTIONS

Please provide below or on a separate attachment, the assumptions used to determine the projections for the first and second subsequent fiscal years. Further, please include an explanation for any significant expenditure adjustments projected in lines B1d, B2d, and B10. For additional information, please refer to the Budget Assumptions section of the SACS Financial Reporting Software User Guide.

Please see attached letter of assumptions used for this budget.

Description	Object Codes	2015-16 Budget (Form 01) (A)	% Change (Cols. C-A/A) (B)	2016-17 Projection (C)	% Change (Cols. E-C/C) (D)	2017-18 Projection (E)
(Enter projections for subsequent years 1 and 2 in Columns C and E; current year - Column A - is extracted)						
A. REVENUES AND OTHER FINANCING SOURCES						
1. LCFF Revenue Limit Sources	8010-8099	0.00	0.00%	0.00	0.00%	0.00
2. Federal Revenues	8100-8299	2,679,408.00	-0.93%	2,654,408.00	0.00%	2,654,408.00
3. Other State Revenues	8300-8599	743,059.00	0.00%	743,059.00	0.00%	743,059.00
4. Other Local Revenues	8600-8799	2,150,104.00	0.00%	2,150,104.00	0.00%	2,150,104.00
5. Other Financing Sources						
a. Transfers In	8900-8929	0.00	0.00%	0.00	0.00%	0.00
b. Other Sources	8930-8979	0.00	0.00%	0.00	0.00%	0.00
c. Contributions	8980-8999	5,567,978.00	5.47%	5,872,755.00	6.85%	6,274,771.00
6. Total (Sum lines A1 thru A5c)		11,140,549.00	2.51%	11,420,326.00	3.52%	11,822,342.00
B. EXPENDITURES AND OTHER FINANCING USES						
1. Certificated Salaries						
a. Base Salaries				3,811,214.00		3,879,044.00
b. Step & Column Adjustment				67,830.00		67,830.00
c. Cost-of-Living Adjustment						
d. Other Adjustments						
e. Total Certificated Salaries (Sum lines B1a thru B1d)	1000-1999	3,811,214.00	1.78%	3,879,044.00	1.75%	3,946,874.00
2. Classified Salaries						
a. Base Salaries				2,416,145.00		2,548,177.00
b. Step & Column Adjustment				21,272.00		21,272.00
c. Cost-of-Living Adjustment						
d. Other Adjustments				110,760.00		110,760.00
e. Total Classified Salaries (Sum lines B2a thru B2d)	2000-2999	2,416,145.00	5.46%	2,548,177.00	5.18%	2,680,209.00
3. Employee Benefits	3000-3999	1,912,169.00	9.62%	2,096,084.00	9.64%	2,298,238.00
4. Books and Supplies	4000-4999	1,318,220.00	0.00%	1,318,220.00	0.00%	1,318,220.00
5. Services and Other Operating Expenditures	5000-5999	1,304,800.00	0.00%	1,304,800.00	0.00%	1,304,800.00
6. Capital Outlay	6000-6999	0.00	0.00%	0.00	0.00%	0.00
7. Other Outgo (excluding Transfers of Indirect Costs)	7100-7299, 7400-7499	229,010.00	0.00%	229,010.00	0.00%	229,010.00
8. Other Outgo - Transfers of Indirect Costs	7300-7399	44,991.00	0.00%	44,991.00	0.00%	44,991.00
9. Other Financing Uses						
a. Transfers Out	7600-7629	0.00	0.00%	0.00	0.00%	0.00
b. Other Uses	7630-7699	0.00	0.00%	0.00	0.00%	0.00
10. Other Adjustments (Explain in Section F below)						
11. Total (Sum lines B1 thru B10)		11,036,549.00	3.48%	11,420,326.00	3.52%	11,822,342.00
C. NET INCREASE (DECREASE) IN FUND BALANCE (Line A6 minus line B11)						
		104,000.00		0.00		0.00
D. FUND BALANCE						
1. Net Beginning Fund Balance (Form 01, line F1e)		809,699.21		913,699.21		913,699.21
2. Ending Fund Balance (Sum lines C and D1)		913,699.21		913,699.21		913,699.21
3. Components of Ending Fund Balance						
a. Nonspendable	9710-9719	0.00				
b. Restricted	9740	913,699.21		913,699.21		913,699.21
c. Committed						
1. Stabilization Arrangements	9750					
2. Other Commitments	9760					
d. Assigned	9780					
e. Unassigned/Unappropriated						
1. Reserve for Economic Uncertainties	9789					
2. Unassigned/Unappropriated	9790	0.00		0.00		0.00
f. Total Components of Ending Fund Balance (Line D3f must agree with line D2)		913,699.21		913,699.21		913,699.21

Description	Object Codes	2015-16 Budget (Form 01) (A)	% Change (Cols. C-A/A) (B)	2016-17 Projection (C)	% Change (Cols. E-C/C) (D)	2017-18 Projection (E)
E AVAILABLE RESERVES						
1 General Fund						
a. Stabilization Arrangements	9750					
b. Reserve for Economic Uncertainties	9789					
c. Unassigned/Unappropriated	9790					
(Enter reserve projections for subsequent years 1 and 2 in Columns C and E; current year - Column A - is extracted.)						
2 Special Reserve Fund - Noncapital Outlay (Fund 17)						
a. Stabilization Arrangements	9750					
b. Reserve for Economic Uncertainties	9789					
c. Unassigned/Unappropriated	9790					
3 Total Available Reserves (Sum lines E1a thru E2c)						
F ASSUMPTIONS						
Please provide below or on a separate attachment, the assumptions used to determine the projections for the first and second subsequent fiscal years. Further, please include an explanation for any significant expenditure adjustments projected in lines B1d, B2d, and B10. For additional information, please refer to the Budget Assumptions section of the SACS Financial Reporting Software User Guide.						
Please see the attached memo of assumptions used to prepare this budget.						

Description	Object Codes	2015-16 Budget (Form 01) (A)	% Change (Cols. C-A/A) (B)	2016-17 Projection (C)	% Change (Cols. E-C/C) (D)	2017-18 Projection (E)
(Enter projections for subsequent years 1 and 2 in Columns C and E; current year - Column A - is extracted)						
A. REVENUES AND OTHER FINANCING SOURCES						
1. LCFF/Revenue Limit Sources	8010-8099	34,056,076.00	5.85%	36,048,706.00	4.05%	37,509,079.00
2. Federal Revenues	8100-8299	2,679,408.00	-0.93%	2,654,408.00	0.00%	2,654,408.00
3. Other State Revenues	8300-8599	1,463,299.00	0.00%	1,463,299.00	0.00%	1,463,299.00
4. Other Local Revenues	8600-8799	2,272,604.00	0.00%	2,272,604.00	0.00%	2,272,604.00
5. Other Financing Sources						
a. Transfers In	8900-8929	0.00	0.00%	0.00	0.00%	0.00
b. Other Sources	8930-8979	0.00	0.00%	0.00	0.00%	0.00
c. Contributions	8980-8999	0.00	0.00%	0.00	0.00%	0.00
6. Total (Sum lines A1 thru A5c)		40,471,387.00	4.86%	42,139,017.00	3.44%	43,899,390.00
B. EXPENDITURES AND OTHER FINANCING USES						
1. Certificated Salaries						
a. Base Salaries				18,741,907.00		19,261,059.00
b. Step & Column Adjustment				339,152.00		339,152.00
c. Cost-of-Living Adjustment				0.00		0.00
d. Other Adjustments				180,000.00		180,000.00
e. Total Certificated Salaries (Sum lines B1a thru B1d)	1000-1999	18,741,907.00	2.77%	19,261,059.00	2.70%	19,780,211.00
2. Classified Salaries						
a. Base Salaries				6,379,595.00		6,546,332.00
b. Step & Column Adjustment				55,977.00		55,977.00
c. Cost-of-Living Adjustment				0.00		0.00
d. Other Adjustments				110,760.00		110,760.00
e. Total Classified Salaries (Sum lines B2a thru B2d)	2000-2999	6,379,595.00	2.61%	6,546,332.00	2.55%	6,713,069.00
3. Employee Benefits	3000-3999	7,668,993.55	8.43%	8,315,844.00	9.39%	9,096,953.00
4. Books and Supplies	4000-4999	2,214,920.00	0.00%	2,214,920.00	0.00%	2,214,920.00
5. Services and Other Operating Expenditures	5000-5999	4,605,684.00	0.00%	4,605,684.00	0.00%	4,605,684.00
6. Capital Outlay	6000-6999	0.00	0.00%	0.00	0.00%	0.00
7. Other Outgo (excluding Transfers of Indirect Costs)	7100-7299, 7400-7499	239,060.00	0.00%	239,060.00	0.00%	239,060.00
8. Other Outgo - Transfers of Indirect Costs	7300-7399	(50,458.00)	0.00%	(50,458.00)	0.00%	(50,458.00)
9. Other Financing Uses						
a. Transfers Out	7600-7629	281,978.00	0.00%	281,978.00	0.00%	281,978.00
b. Other Uses	7630-7699	0.00	0.00%	0.00	0.00%	0.00
10. Other Adjustments				0.00		0.00
11. Total (Sum lines B1 thru B10)		40,081,679.55	3.33%	41,614,419.00	3.54%	42,881,417.00
C. NET INCREASE (DECREASE) IN FUND BALANCE (Line A6 minus line B11)						
		389,707.45		1,024,598.00		1,017,971.00
D. FUND BALANCE						
1. Net Beginning Fund Balance (Form 01, line F1e)		2,105,474.95		2,495,182.40		3,519,780.40
2. Ending Fund Balance (Sum lines C and D1)		2,495,182.40		3,519,780.40		4,537,751.40
3. Components of Ending Fund Balance						
a. Nonspendable	9710-9719	93,101.45		92,848.54		82,848.54
b. Restricted	9740	913,699.21		913,699.21		913,699.21
c. Committed						
1. Stabilization Arrangements	9750	0.00		0.00		0.00
2. Other Commitments	9760	0.00		0.00		0.00
d. Assigned	9780	0.00		0.00		0.00
e. Unassigned/Unappropriated						
1. Reserve for Economic Uncertainties	9789	1,202,455.00		1,242,450.00		1,286,450.00
2. Unassigned/Unappropriated	9790	285,926.74		1,270,782.65		2,254,755.65
f. Total Components of Ending Fund Balance (Line D3f must agree with line D2)		2,495,182.40		3,519,780.40		4,537,751.40

Description	Object Codes	2015-16 Budget (Form 01) (A)	% Change (Cols. C-A/A) (B)	2016-17 Projection (C)	% Change (Cols. E-C/C) (D)	2017-18 Projection (E)
E. AVAILABLE RESERVES						
1 General Fund						
a Stabilization Arrangements	9750	0.00		0.00		0.00
b Reserve for Economic Uncertainties	9789	1,202,455.00		1,242,450.00		1,286,450.00
c Unassigned/Unappropriated	9790	285,926.74		1,270,782.65		2,254,755.65
d Negative Restricted Ending Balances (Negative resources 2000-9999)	979Z			0.00		0.00
2 Special Reserve Fund - Noncapital Outlay (Fund 17)						
a Stabilization Arrangements	9750	1,305,660.04		1,305,660.04		1,305,660.04
b Reserve for Economic Uncertainties	9789	0.00		0.00		0.00
c Unassigned/Unappropriated	9790	0.00		0.00		0.00
3 Total Available Reserves - by Amount (Sum lines E1a thru E2c)		2,794,041.78		3,818,892.69		4,846,865.69
4 Total Available Reserves - by Percent (Line E3 divided by Line F3c)		6.97%		9.22%		11.30%
F. RECOMMENDED RESERVES						
1 Special Education Pass-through Exclusions						
For districts that serve as the administrative unit (AU) of a special education local plan area (SELPA):						
a Do you choose to exclude from the reserve calculation the pass-through funds distributed to SELPA members?	No					
b If you are the SELPA AU and are excluding special education pass-through funds:						
1 Enter the name(s) of the SELPA(s)						
2 Special education pass-through funds (Column A: Fund 10, resources 3300-3499 and 6500-6540, objects 7211-7213 and 7221-7223; enter projections for subsequent years 1 and 2 in Columns C and E)		0.00		0.00		0.00
2 District ADA						
Used to determine the reserve standard percentage level on line F3d (Col A: Form A, Estimated P-2 ADA column, lines A6 and C4; enter projections)		4,212.95		4,172.95		4,152.95
3 Calculating the Reserves						
a Expenditures and Other Financing Uses (Line B11)		40,081,679.55		41,414,419.00		42,881,417.00
b Plus: Special Education Pass-through Funds (Line F1b2, if Line F1a is No)		0.00		0.00		0.00
c Total Expenditures and Other Financing Uses (Line F3a plus line F3b)		40,081,679.55		41,414,419.00		42,881,417.00
d Reserve Standard Percentage Level (Refer to Form 01CS, Criterion 10 for calculation details)		3%		3%		3%
e Reserve Standard - By Percent (Line F3c times F3d)		1,202,450.39		1,242,432.57		1,286,442.51
f Reserve Standard - By Amount (Refer to Form 01CS, Criterion 10 for calculation details)		0.00		0.00		0.00
g Reserve Standard (Greater of Line F3e or F3f)		1,202,450.39		1,242,432.57		1,286,442.51
h Available Reserves (Line E3) Meet Reserve Standard (Line F3g)		YES		YES		YES

ANNUAL CERTIFICATION REGARDING SELF-INSURED WORKERS' COMPENSATION CLAIMS

Pursuant to EC Section 42141, if a school district, either individually or as a member of a joint powers agency, is self-insured for workers' compensation claims, the superintendent of the school district annually shall provide information to the governing board of the school district regarding the estimated accrued but unfunded cost of those claims. The governing board annually shall certify to the county superintendent of schools the amount of money, if any, that it has decided to reserve in its budget for the cost of those claims.

To the County Superintendent of Schools:

- (☐) Our district is self-insured for workers' compensation claims as defined in Education Code
Section 42141(a):

Total liabilities actuarially determined:	\$	_____
Less: Amount of total liabilities reserved in budget:	\$	_____
Estimated accrued but unfunded liabilities:	\$	_____ 0.00

- (☒) This school district is self-insured for workers' compensation claims
through a JPA, and offers the following information:
Schools Insurance Authority

- (☐) This school district is not self-insured for workers' compensation claims.

Signed _____
Clerk/Secretary of the Governing Board
(Original signature required)

Date of Meeting: _____

For additional information on this certification, please contact:

Name: Jeanne Bess

Title: Director of Fiscal Services

Telephone: (916) 338-6302

E-mail: jbess@centerusd.org

Provide methodology and assumptions used to estimate ADA, enrollment, revenues, expenditures, reserves and fund balance, and multiyear commitments (including cost-of-living adjustments).

Deviations from the standards must be explained and may affect the approval of the budget.

CRITERIA AND STANDARDS

1. CRITERION: Average Daily Attendance

STANDARD: Funded average daily attendance (ADA) has not been overestimated in 1) the first prior fiscal year OR in 2) two or more of the previous three fiscal years by more than the following percentage levels:

Percentage Level	District ADA		
3.0%	0	to	300
2.0%	301	to	1,000
1.0%	1,001	and	over

District ADA (Form A, Estimated P-2 ADA column, lines A6 and C9):

District's ADA Standard Percentage Level:

1A. Calculating the District's ADA Variances

DATA ENTRY: For the Second and Third Prior Years, enter data in the Revenue Limit Funded ADA, Original Budget column. For the First Prior Year, enter the data in the Estimated Funded ADA, Original Budget column. All other data are extracted.

Fiscal Year	Revenue Limit (Funded) ADA/Estimated Funded ADA		ADA Variance Level	Status
	Original Budget (Form RL, Line 5c) (Form RL, Line 5c) (Form A, Lines A6 and C4) (Form A, Lines A6 and C9)	Estimated/Unaudited Actuals (Form RL, Line 5c) (Form A, Lines A6 and C4) (Form A, Lines A6 and C9)		
Third Prior Year (2012-13)	4,488.32	4,498.38	N/A	Met
Second Prior Year (2013-14)	4,432.34	4,573.80	N/A	Met
First Prior Year (2014-15)	4,317.44	4,408.27	N/A	Met
Budget Year (2015-16)	4,337.41			

1B. Comparison of District ADA to the Standard

DATA ENTRY: Enter an explanation if the standard is not met.

- 1a. STANDARD MET - Funded ADA has not been overestimated by more than the standard percentage level for the first prior year.

Explanation:
(required if NOT met)

- 1b. STANDARD MET - Funded ADA has not been overestimated by more than the standard percentage level for two or more of the previous three years.

Explanation:
(required if NOT met)

2. CRITERION: Enrollment

STANDARD: Projected enrollment has not been overestimated in 1) the first prior fiscal year OR in 2) two or more of the previous three fiscal years by more than the following percentage levels:

Percentage Level	District ADA		
3.0%	0	to	300
2.0%	301	to	1,000
1.0%	1,001	and	over

District ADA (Form A, Estimated P-2 ADA column, lines A6 and C9):

District's Enrollment Standard Percentage Level:

2A. Calculating the District's Enrollment Variances

DATA ENTRY: Enter data in the Enrollment, Budget, column for all fiscal years and in the Enrollment, CBEDS Actual, column for the First Prior Year; all other data are extracted or calculated.

Fiscal Year	Budget	Enrollment	CBEDS Actual	Enrollment Variance Level (if Budget is greater than Actual, else N/A)	Status
Third Prior Year (2012-13)		4,436	4,791	N/A	Met
Second Prior Year (2013-14)		4,379	4,837	N/A	Met
First Prior Year (2014-15)		4,385	4,425	N/A	Met
Budget Year (2015-16)		4,375			

2B. Comparison of District Enrollment to the Standard

DATA ENTRY: Enter an explanation if the standard is not met.

1a. **STANDARD MET** - Enrollment has not been overestimated by more than the standard percentage level for the first prior year.

Explanation:
(required if NOT met)

1b. **STANDARD MET** - Enrollment has not been overestimated by more than the standard percentage level for two or more of the previous three years.

Explanation:
(required if NOT met)

3. CRITERION: ADA to Enrollment

STANDARD: Projected second period (P-2) average daily attendance (ADA) to enrollment ratio for any of the budget year or two subsequent fiscal years has not increased from the historical average ratio from the three prior fiscal years by more than one half of one percent (0.5%).

3A. Calculating the District's ADA to Enrollment Standard

DATA ENTRY: All data are extracted or calculated.

Fiscal Year	P-2 ADA Estimated/Unaudited Actuals (Form A, Lines 3, 6, and 26) (Form A, Lines A6 and C4) (Form A, Lines A6 and C9)	Enrollment CBEDS Actual (Criterion 2, Item 2A)	Historical Ratio of ADA to Enrollment
Third Prior Year (2012-13)	4,391	4,791	91.7%
Second Prior Year (2013-14)	4,444	4,637	95.8%
First Prior Year (2014-15)	4,362	4,425	98.6%
Historical Average Ratio:			95.4%
District's ADA to Enrollment Standard (historical average ratio plus 0.5%):			96.9%

3B. Calculating the District's Projected Ratio of ADA to Enrollment

DATA ENTRY: Enter Estimated P-2 ADA data in the first column for the two subsequent years. Enter data in the Enrollment column for the two subsequent years.
All other data are extracted or calculated.

Fiscal Year	Estimated P-2 ADA Budget (Form A, Lines A6 and C9)	Enrollment Budget/Projected (Criterion 2, Item 2A)	Ratio of ADA to Enrollment	Status
Budget Year (2015-16)	4,287	4,375	98.0%	Not Met
1st Subsequent Year (2016-17)	4,252	4,350	97.7%	Not Met
2nd Subsequent Year (2017-18)	4,232	4,350	97.3%	Not Met

3C. Comparison of District ADA to Enrollment Ratio to the Standard

DATA ENTRY: Enter an explanation if the standard is not met.

- 1a. **STANDARD NOT MET** - Projected P-2 ADA to enrollment ratio is above the standard for one or more of the budget or two subsequent fiscal years. Provide reasons why the projected ratio exceeds the district's historical average ratio by more than 0.5%.

Explanation:
(required if NOT met)

The District's enrollment is almost stable. Variances between years are less than 50.

4A2. Alternate LCFF Revenue Standard - Basic Aid

DATA ENTRY: If applicable to your district, input data in the 1st and 2nd Subsequent Year columns for projected local property taxes; all other data are extracted or calculated.

Basic Aid District Projected LCFF Revenue

	Prior Year (2014-15)	Budget Year (2015-16)	1st Subsequent Year (2016-17)	2nd Subsequent Year (2017-18)
Projected Local Property Taxes (Form 01, Objects 8021 - 8089)	5,009,279.00	5,042,958.00	5,042,958.00	5,042,958.00
Percent Change from Previous Year		N/A	N/A	N/A
Basic Aid Standard (percent change from previous year, plus/minus 1%):		N/A	N/A	N/A

4A3. Alternate LCFF Revenue Standard - Necessary Small School

DATA ENTRY: All data are extracted or calculated.

Necessary Small School District Projected LCFF Revenue

	Budget Year (2015-16)	1st Subsequent Year (2016-17)	2nd Subsequent Year (2017-18)
Necessary Small School Standard (Gap Funding or COLA, plus Economic Recovery Target Payment, Step 2f, plus/minus 1%):	N/A	N/A	N/A

4B. Calculating the District's Projected Change in LCFF Revenue

DATA ENTRY: Enter data in the 1st and 2nd Subsequent Year columns for LCFF Revenue; all other data are extracted or calculated.

	Prior Year (2014-15)	Budget Year (2015-16)	1st Subsequent Year (2016-17)	2nd Subsequent Year (2017-18)
LCFF Revenue (Fund 01, Objects 8011, 8012, 8020-8089)	31,817,810.00	34,143,265.00	36,048,706.00	37,509,079.00
District's Projected Change in LCFF Revenue:		7.99%	5.58%	4.05%
LCFF Revenue Standard:		6.65% to 8.65%	4.73% to 8.73%	2.95% to 4.95%
Status:		Met	Met	Met

4C. Comparison of District LCFF Revenue to the Standard

DATA ENTRY: Enter an explanation if the standard is not met.

- 1a STANDARD MET - Projected change in LCFF revenue has met the standard for the budget and two subsequent fiscal years.

Explanation:
(required if NOT met)

5. CRITERION: Salaries and Benefits

STANDARD: Projected ratio of total unrestricted salaries and benefits to total unrestricted general fund expenditures for any of the budget year or two subsequent fiscal years has not changed from the historical average ratio from the three prior fiscal years by more than the greater of three percent or the district's required reserves percentage.

It is likely that for many districts the 2014-15 and 2015-16 change from the historical average ratio will exceed the standard because certain revenues that were restricted prior to the LCFF are now unrestricted within the LCFF.

5A. Calculating the District's Historical Average Ratio of Unrestricted Salaries and Benefits to Total Unrestricted General Fund Expenditures

DATA ENTRY: All data are extracted or calculated.

Fiscal Year	Estimated/Unaudited Actuals - Unrestricted (Resources 0000-1999)		Ratio of Unrestricted Salaries and Benefits to Total Unrestricted Expenditures
	Salaries and Benefits (Form 01, Objects 1000-3999)	Total Expenditures (Form 01, Objects 1000-7499)	
Third Prior Year (2012-13)	20,176,408.21	23,346,264.90	86.4%
Second Prior Year (2013-14)	22,710,858.81	26,151,497.48	86.8%
First Prior Year (2014-15)	23,761,520.57	27,866,311.57	85.3%
	Historical Average Ratio:		86.2%

	Budget Year (2015-16)	1st Subsequent Year (2016-17)	2nd Subsequent Year (2017-18)
District's Reserve Standard Percentage (Criterion 10B, Line 4):	3.0%	3.0%	3.0%
District's Salaries and Benefits Standard (historical average ratio, plus/minus the greater of 3% or the district's reserve standard percentage):	83.2% to 89.2%	83.2% to 89.2%	83.2% to 89.2%

5B. Calculating the District's Projected Ratio of Unrestricted Salaries and Benefits to Total Unrestricted General Fund Expenditures

DATA ENTRY: If Form MYP exists, Unrestricted Salaries and Benefits, and Total Unrestricted Expenditures data for the 1st and 2nd Subsequent Years will be extracted; if not, enter data for the two subsequent years. All other data are extracted or calculated.

Fiscal Year	Budget - Unrestricted (Resources 0000-1999)		Ratio of Unrestricted Salaries and Benefits to Total Unrestricted Expenditures	Status
	Salaries and Benefits (Form 01, Objects 1000-3999) (Form MYP, Lines B1-B3)	Total Expenditures (Form 01, Objects 1000-7499) (Form MYP, Lines B1-B8, B10)		
Budget Year (2015-16)	24,650,967.55	28,763,152.55	85.7%	Met
1st Subsequent Year (2016-17)	25,599,930.00	29,712,115.00	86.2%	Met
2nd Subsequent Year (2017-18)	26,664,912.00	30,777,097.00	86.6%	Met

5C. Comparison of District Salaries and Benefits Ratio to the Standard

DATA ENTRY: Enter an explanation if the standard is not met.

- 1a. STANDARD MET - Ratio of total unrestricted salaries and benefits to total unrestricted expenditures has met the standard for the budget and two subsequent fiscal years.

Explanation:
(required if NOT met)

6. CRITERION: Other Revenues and Expenditures

STANDARD: Projected operating revenues (including federal, other state, and other local) or expenditures (including books and supplies, and services and other operating), for any of the budget year or two subsequent fiscal years, have not changed from the prior fiscal year amount by more than the percentage change in population and the funded cost-of-living adjustment (COLA) plus or minus ten percent.

For each major object category, changes that exceed the percentage change in population and the funded COLA plus or minus five percent must be explained.

6A. Calculating the District's Other Revenues and Expenditures Standard Percentage Ranges

DATA ENTRY: All data are extracted or calculated.

	Budget Year (2015-16)	1st Subsequent Year (2016-17)	2nd Subsequent Year (2017-18)
1. District's Change in Population and Funding Level (Criterion 4A1, Step 3):	7.65%	5.73%	3.95%
2. District's Other Revenues and Expenditures Standard Percentage Range (Line 1, plus/minus 10%):	-2.35% to 17.65%	-4.27% to 15.73%	-6.05% to 13.95%
3. District's Other Revenues and Expenditures Explanation Percentage Range (Line 1, plus/minus 5%):	2.65% to 12.65%	.73% to 10.73%	-1.05% to 8.95%

6B. Calculating the District's Change by Major Object Category and Comparison to the Explanation Percentage Range (Section 6A, Line 3)

DATA ENTRY: If Form MYP exists, the 1st and 2nd Subsequent Year data for each revenue and expenditure section will be extracted; if not, enter data for the two subsequent years. All other data are extracted or calculated.

Explanations must be entered for each category if the percent change for any year exceeds the district's explanation percentage range.

Object Range / Fiscal Year	Amount	Percent Change Over Previous Year	Change Is Outside Explanation Range
Federal Revenue (Fund 01, Objects 8100-8299) (Form MYP, Line A2)			
First Prior Year (2014-15)	2,782,729.00		
Budget Year (2015-16)	2,679,408.00	-3.02%	Yes
1st Subsequent Year (2016-17)	2,654,408.00	-0.93%	Yes
2nd Subsequent Year (2017-18)	2,654,408.00	0.00%	No

Explanation:
(required if Yes)

Current year revenues include carryover and deferred revenue where appropriate. Budget and out years are reflective of proposed budget only.

Other State Revenue (Fund 01, Objects 8300-8599) (Form MYP, Line A3)			
First Prior Year (2014-15)	1,720,852.00		
Budget Year (2015-16)	1,463,299.00	-14.97%	Yes
1st Subsequent Year (2016-17)	1,463,299.00	0.00%	Yes
2nd Subsequent Year (2017-18)	1,463,299.00	0.00%	No

Explanation:
(required if Yes)

Current year revenues include carryover revenues from the prior year where appropriate. Budget and out years are reflective of proposed budget only.

Other Local Revenue (Fund 01, Objects 8600-8799) (Form MYP, Line A4)			
First Prior Year (2014-15)	2,172,715.00		
Budget Year (2015-16)	2,272,604.00	4.60%	No
1st Subsequent Year (2016-17)	2,272,604.00	0.00%	Yes
2nd Subsequent Year (2017-18)	2,272,604.00	0.00%	No

Explanation:
(required if Yes)

Current year revenues include carryover from the prior year where appropriate. Budget and out years are reflective of proposed budget only.

Books and Supplies (Fund 01, Objects 4000-4999) (Form MYP, Line B4)			
First Prior Year (2014-15)	2,001,003.27		
Budget Year (2015-16)	2,214,920.00	10.69%	No
1st Subsequent Year (2016-17)	2,214,920.00	0.00%	Yes
2nd Subsequent Year (2017-18)	2,214,920.00	0.00%	No

Explanation:
(required if Yes)

Books and supplies are reflective of the reinstatement of routine maintenance from past 2% to 3% of general fund expenses

Services and Other Operating Expenditures (Fund 01, Objects 5000-5999) (Form MYP, Line B5)

First Prior Year (2014-15)	4,843,072.00		
Budget Year (2015-16)	4,605,684.00	-4.90%	Yes
1st Subsequent Year (2016-17)	4,605,684.00	0.00%	Yes
2nd Subsequent Year (2017-18)	4,605,684.00	0.00%	No

Explanation:
(required if Yes)

Some prior year carryover was presented in the 2014/15 year. Budget and out years reflects current budget only.

6C. Calculating the District's Change in Total Operating Revenues and Expenditures (Section 6A, Line 2)

DATA ENTRY: All data are extracted or calculated.

Object Range / Fiscal Year	Amount	Percent Change Over Previous Year	Status
Total Federal, Other State, and Other Local Revenue (Criterion 6B)			
First Prior Year (2014-15)	6,656,296.00		
Budget Year (2015-16)	6,415,311.00	-3.62%	Not Met
1st Subsequent Year (2016-17)	6,390,311.00	-0.39%	Met
2nd Subsequent Year (2017-18)	6,390,311.00	0.00%	Met
Total Books and Supplies, and Services and Other Operating Expenditures (Criterion 6B)			
First Prior Year (2014-15)	6,844,075.27		
Budget Year (2015-16)	6,820,604.00	-0.34%	Met
1st Subsequent Year (2016-17)	6,820,604.00	0.00%	Met
2nd Subsequent Year (2017-18)	6,820,604.00	0.00%	Met

6D. Comparison of District Total Operating Revenues and Expenditures to the Standard Percentage Range

DATA ENTRY: Explanations are linked from Section 6B if the status in Section 6C is not met; no entry is allowed below.

- 1a. **STANDARD NOT MET** - Projected total operating revenues have changed by more than the standard in one or more of the budget or two subsequent fiscal years. Reasons for the projected change, descriptions of the methods and assumptions used in the projections, and what changes, if any, will be made to bring the projected operating revenues within the standard must be entered in Section 6A above and will also display in the explanation box below.

Explanation:
Federal Revenue
(linked from 6B
if NOT met)

Current year revenues include carryover and deferred revenue where appropriate. Budget and out years are reflective of proposed budget only.

Explanation:
Other State Revenue
(linked from 6B
if NOT met)

Current year revenues include carryover revenues from the prior year where appropriate. Budget and out years are reflective of proposed budget only.

Explanation:
Other Local Revenue
(linked from 6B
if NOT met)

Current year revenues include carryover from the prior year where appropriate. Budget and out years are reflective of proposed budget only.

- 1b. **STANDARD MET** - Projected total operating expenditures have not changed by more than the standard for the budget and two subsequent fiscal years.

Explanation:
Books and Supplies
(linked from 6B
if NOT met)Explanation:
Services and Other Exps
(linked from 6B
if NOT met)

7. CRITERION: Facilities Maintenance

STANDARD: Confirm that the annual contribution for facilities maintenance funding is not less than the amount required pursuant to Education Code Section 17070.75, if applicable, and that the district is providing adequately to preserve the functionality of its facilities for their normal life in accordance with Education Code sections 52060(d)(1) and 17002(d)(1).

Determining the District's Compliance with the Contribution Requirement for EC Section 17070.75 - Ongoing and Major Maintenance/Restricted Maintenance Account (OMMA/RMA)

DATA ENTRY Click the appropriate Yes or No button for special education local plan area (SELPA) administrative units (AUs); all other data are extracted or calculated. If standard is not met, enter an X in the appropriate box and enter an explanation, if applicable.

- 1 a For districts that are the AU of a SELPA, do you choose to exclude revenue that are passed through to participating members of the SELPA from the OMMA/RMA required minimum contribution calculation?

- b Pass-through revenues and apportionments that may be excluded from the OMMA/RMA calculation per EC Section 17070.75(b)(2)(C) (Fund 10, objects 7211-7213 and 7221-7223 with resources 3300-3499 and 8500-8540)

 0.00

2. Ongoing and Major Maintenance/Restricted Maintenance Account

- a Budgeted Expenditures and Other Financing Uses (Form 01, objects 1000-7999)

40,081,679.55

- b Plus: Pass-through Revenues and Apportionments (Line 1b, if line 1a is No)

--

3% Required
Minimum Contribution
(Line 2c times 3%)

Budgeted Contribution *
to the Ongoing and Major
Maintenance Account

Status

- c Net Budgeted Expenditures and Other Financing Uses

40,081,679.55

1,202,450.39

1,201,565.00

Not Met

* Fund 01, Resource 8150, Objects 8900-8999

If standard is not met, enter an X in the box that best describes why the minimum required contribution was not made:

<input type="checkbox"/>	Not applicable (district does not participate in the Leroy F. Green School Facilities Act of 1998)
<input type="checkbox"/>	Exempt (due to district's small size (EC Section 17070.75 (b)(2)(D)))
<input checked="" type="checkbox"/>	Other (explanation must be provided)

Explanation:
(required if NOT met
and Other is marked)

Last minute changes to revenues caused the oversite of the maintenance budget. The error will be corrected with the first revision to the budget and after the State adopts their budget.

8. CRITERION: Deficit Spending

STANDARD: Unrestricted deficit spending (total unrestricted expenditures and other financing uses is greater than total unrestricted revenues and other financing sources) as a percentage of total unrestricted expenditures and other financing uses, has not exceeded one-third of the district's available reserves¹ as a percentage of total expenditures and other financing uses² in two out of three prior fiscal years.

8A. Calculating the District's Deficit Spending Standard Percentage Levels

DATA ENTRY: All data are extracted or calculated.

	Third Prior Year (2012-13)	Second Prior Year (2013-14)	First Prior Year (2014-15)
1. District's Available Reserve Amounts (resources 0000-1999)			
a. Reserve for Economic Uncertainties (Funds 01 and 17, Object 9789)	1,013,450.00	1,295,500.00	1,202,455.00
b. Unassigned/Unappropriated (Funds 01 and 17, Object 9790)	1,983,488.67	569,393.09	219.29
c. Negative General Fund Ending Balances in Restricted Resources (Fund 01, Object 979Z, if negative, for each of resources 2000-9999)	0.00	0.00	0.00
d. Available Reserves (Lines 1a through 1c)	2,996,938.67	1,864,893.09	1,202,674.29
2. Expenditures and Other Financing Uses			
a. District's Total Expenditures and Other Financing Uses (Fund 01, objects 1000-7999)	33,780,957.33	36,501,512.45	39,406,548.84
b. Plus: Special Education Pass-through Funds (Fund 10, resources 3300-3499 and 6500-6540, objects 7211-7213 and 7221-7223)			0.00
c. Total Expenditures and Other Financing Uses (Line 2a plus Line 2b)	33,780,957.33	36,501,512.45	39,406,548.84
3. District's Available Reserve Percentage (Line 1d divided by Line 2c)	8.9%	5.1%	3.1%
District's Deficit Spending Standard Percentage Levels (Line 3 times 1/3):	3.0%	1.7%	1.0%

¹Available reserves are the unrestricted amounts in the Reserve for Economic Uncertainties and the Unassigned/Unappropriated accounts in the General Fund and the Special Reserve Fund for Other Than Capital Outlay Projects. Available reserves will be reduced by any negative ending balances in restricted resources in the General Fund.

²A school district that is the Administrative Unit of a Special Education Local Plan Area (SELPA) may exclude from its expenditures the distribution of funds to its participating members.

8B. Calculating the District's Deficit Spending Percentages

DATA ENTRY: All data are extracted or calculated.

Fiscal Year	Net Change in Unrestricted Fund Balance (Form 01, Section E)	Total Unrestricted Expenditures and Other Financing Uses (Form 01, Objects 1000-7999)	Deficit Spending Level (If Net Change in Unrestricted Fund Balance is negative, else N/A)	Status
Third Prior Year (2012-13)	(159,534.24)	23,513,128.90	0.7%	Met
Second Prior Year (2013-14)	(1,242,728.85)	28,323,545.48	4.7%	Not Met
First Prior Year (2014-15)	(604,897.57)	28,068,289.57	2.2%	Not Met
Budget Year (2015-16) (Information only)	285,707.45	29,045,130.55		

8C. Comparison of District Deficit Spending to the Standard

DATA ENTRY: Enter an explanation if the standard is not met.

- 1a **STANDARD NOT MET** - Unrestricted deficit spending has exceeded the standard percentage levels for two or more of the previous three fiscal years. Provide reasons for the deficit spending, a description of the methods and assumptions used in balancing the unrestricted budgets, and what change, if any, will be made to ensure that the subsequent budgets are balanced within the standard.

Explanation:
(required if NOT met)

Declining enrollment coupled with deficits and deferrals was a very difficult period to manage. The District made a pro-active decision to spend down reserves in order to preserve jobs. With increases coming from LCFF, the trends will change and balanced budgets will become a routine rather than the exception.

9. CRITERION: Fund Balance

STANDARD: Budgeted beginning unrestricted general fund balance has not been overestimated for two out of three prior fiscal years by more than the following percentage levels:

Percentage Level ¹	District ADA
1.7%	0 to 300
1.3%	301 to 1,000
1.0%	1,001 to 30,000
0.7%	30,001 to 400,000
0.3%	400,001 and over

¹ Percentage levels equate to a rate of deficit spending which would eliminate recommended reserves for economic uncertainties over a three year period.

District Estimated P-2 ADA (Form A, Lines A6 and C4):

District's Fund Balance Standard Percentage Level:

9A. Calculating the District's Unrestricted General Fund Beginning Balance Percentages

DATA ENTRY: Enter data in the Original Budget column for the First, Second, and Third Prior Years; all other data are extracted or calculated.

Fiscal Year	Unrestricted General Fund Beginning Balance [*] (Form 01, Line F1a, Unrestricted Column)		Beginning Fund Balance Variance Level (If overestimated, else N/A)	Status
	Original Budget	Estimated/Unaudited Actuals		
Third Prior Year (2012-13)	2,737,519.28	3,302,936.40	N/A	Met
Second Prior Year (2013-14)	2,818,886.40	3,143,402.16	N/A	Met
First Prior Year (2014-15)	1,919,947.80	1,900,673.31	1.0%	Met
Budget Year (2015-16) (Information only)	1,295,775.74			

^{*} Adjusted beginning balance, including audit adjustments and other restatements (objects 9791-9795)

9B. Comparison of District Unrestricted Beginning Fund Balance to the Standard

DATA ENTRY: Enter an explanation if the standard is not met.

- 1a. STANDARD MET - Unrestricted general fund beginning fund balance has not been overestimated by more than the standard percentage level for two or more of the previous three years

Explanation:
(required if NOT met)

10. CRITERION: Reserves

STANDARD: Available reserves¹ for any of the budget year or two subsequent fiscal years are not less than the following percentages or amounts² as applied to total expenditures and other financing uses³:

DATA ENTRY: Budget Year data are extracted. Enter district and charter school ADA corresponding to financial data reported in the General Fund, only, for the two subsequent years.

Percentage Level	District ADA	
5% or \$65,000 (greater of)	0	to 300
4% or \$65,000 (greater of)	301	to 1,000
3%	1,001	to 30,000
2%	30,001	to 400,000
1%	400,001	and over

¹ Available reserves are the unrestricted amounts in the Reserve for Economic Uncertainties and the Unassigned/Unappropriated accounts in the General Fund and the Special Reserve Fund for Other Than Capital Outlay Projects. Available reserves will be reduced by any negative ending balances in restricted resources in the General Fund.

² Dollar amounts to be adjusted annually by the prior year statutory cost-of-living adjustment (Education Code Section 42238), rounded to the nearest thousand.

³ A school district that is the Administrative Unit (AU) of a Special Education Local Plan Area (SELPA) may exclude from its expenditures the distribution of funds to its participating members.

	Budget Year (2015-16)	1st Subsequent Year (2016-17)	2nd Subsequent Year (2017-18)
District Estimated P-2 ADA (Form A, Lines A6 and C4):	4,213	4,173	4,153
District's Reserve Standard Percentage Level:	3%	3%	3%

10A. Calculating the District's Special Education Pass-through Exclusions (only for districts that serve as the AU of a SELPA)

DATA ENTRY: For SELPA AUs, if Form MYP exists, all data will be extracted including the Yes/No button selection. If not, click the appropriate Yes or No button for item 1 and, if Yes, enter data for item 2a and for the two subsequent years in item 2b; Budget Year data are extracted.

For districts that serve as the AU of a SELPA (Form MYP, Lines F1a, F1b1, and F1b2):

1. Do you choose to exclude from the reserve calculation the pass-through funds distributed to SELPA members?
2. If you are the SELPA AU and are excluding special education pass-through funds:
 - a. Enter the name(s) of the SELPA(s): _____

	Budget Year (2015-16)	1st Subsequent Year (2016-17)	2nd Subsequent Year (2017-18)
b. Special Education Pass-through Funds (Fund 10, resources 3300-3499 and 6500-6540, objects 7211-7213 and 7221-7223)	0.00	0.00	0.00

10B. Calculating the District's Reserve Standard

DATA ENTRY: If Form MYP exists, 1st and 2nd Subsequent Year data for lines 1 and 2 will be extracted; if not, enter data for the two subsequent years. All other data are extracted or calculated.

	Budget Year (2015-16)	1st Subsequent Year (2016-17)	2nd Subsequent Year (2017-18)
1. Expenditures and Other Financing Uses (Fund 01, objects 1000-7999) (Form MYP, Line B11)	40,081,679.55	41,414,419.00	42,881,417.00
2. Plus: Special Education Pass-through (Criterion 10A, Line 2b, if Criterion 10A, Line 1 is No)	0.00	0.00	0.00
3. Total Expenditures and Other Financing Uses (Line B1 plus Line B2)	40,081,679.55	41,414,419.00	42,881,417.00
4. Reserve Standard Percentage Level	3%	3%	3%
5. Reserve Standard - by Percent (Line B3 times Line B4)	1,202,450.39	1,242,432.57	1,286,442.51
6. Reserve Standard - by Amount (\$65,000 for districts with 0 to 1,000 ADA, else 0)	0.00	0.00	0.00
7. District's Reserve Standard (Greater of Line B5 or Line B6)	1,202,450.39	1,242,432.57	1,286,442.51

10C. Calculating the District's Budgeted Reserve Amount

DATA ENTRY: If Form MYP exists, 1st and 2nd Subsequent Year data for lines 1 through 7 will be extracted; if not, enter data for the two subsequent years.
All other data are extracted or calculated.

Reserve Amounts

(Unrestricted resources 0000-1999 except Line 4):

	Budget Year (2015-16)	1st Subsequent Year (2016-17)	2nd Subsequent Year (2017-18)
1 General Fund - Stabilization Arrangements (Fund 01, Object 9750) (Form MYP, Line E1a)	0.00	0.00	0.00
2 General Fund - Reserve for Economic Uncertainties (Fund 01, Object 9789) (Form MYP, Line E1b)	1,202,455.00	1,242,450.00	1,286,450.00
3 General Fund - Unassigned/Unappropriated Amount (Fund 01, Object 9790) (Form MYP, Line E1c)	285,926.74	1,270,782.65	2,254,755.65
4 General Fund - Negative Ending Balances in Restricted Resources (Fund 01, Object 9792, if negative, for each of resources 2000-9999) (Form MYP, Line E1d)	0.00	0.00	0.00
5 Special Reserve Fund - Stabilization Arrangements (Fund 17, Object 9750) (Form MYP, Line E2a)	1,305,660.04	1,305,660.04	1,305,660.04
6 Special Reserve Fund - Reserve for Economic Uncertainties (Fund 17, Object 9789) (Form MYP, Line E2b)	0.00		
7 Special Reserve Fund - Unassigned/Unappropriated Amount (Fund 17, Object 9790) (Form MYP, Line E2c)	0.00		
8 District's Budgeted Reserve Amount (Lines C1 thru C7)	2,794,041.78	3,818,892.69	4,846,865.69
9 District's Budgeted Reserve Percentage (Information only) (Line 8 divided by Section 10B, Line 3)	8.97%	9.22%	11.30%
District's Reserve Standard (Section 10B, Line 7):	1,202,450.39	1,242,432.57	1,286,442.51
Status:	Met	Met	Met

10D. Comparison of District Reserve Amount to the Standard

DATA ENTRY: Enter an explanation if the standard is not met.

1a STANDARD MET - Projected available reserves have met the standard for the budget and two subsequent fiscal years.

Explanation:
(required if NOT met)

SUPPLEMENTAL INFORMATION

DATA ENTRY: Click the appropriate Yes or No button for items S1 through S4. Enter an explanation for each Yes answer.

S1. Contingent Liabilities

- 1a. Does your district have any known or contingent liabilities (e.g., financial or program audits, litigation, state compliance reviews) that may impact the budget?

No

- 1b. If Yes, identify the liabilities and how they may impact the budget:

S2. Use of One-time Revenues for Ongoing Expenditures

- 1a. Does your district have ongoing general fund expenditures in the budget in excess of one percent of the total general fund expenditures that are funded with one-time resources?

No

- 1b. If Yes, identify the expenditures and explain how the one-time resources will be replaced to continue funding the ongoing expenditures in the following fiscal years:

S3. Use of Ongoing Revenues for One-time Expenditures

- 1a. Does your district have large non-recurring general fund expenditures that are funded with ongoing general fund revenues?

No

- 1b. If Yes, identify the expenditures:

S4. Contingent Revenues

- 1a. Does your district have projected revenues for the budget year or either of the two subsequent fiscal years contingent on reauthorization by the local government, special legislation, or other definitive act (e.g., parcel taxes, forest reserves)?

No

- 1b. If Yes, identify any of these revenues that are dedicated for ongoing expenses and explain how the revenues will be replaced or expenditures reduced:

S5. Contributions

Identify projected contributions from unrestricted resources in the general fund to restricted resources in the general fund for the budget year and two subsequent fiscal years. Provide an explanation if contributions have changed from the prior fiscal year amounts by more than \$20,000 and more than ten percent. Explanation should include whether contributions are ongoing or one-time in nature.

Identify projected transfers to or from the general fund to cover operating deficits in either the general fund or any other fund for the budget year and two subsequent fiscal years. Provide an explanation if transfers have changed from the prior fiscal year amounts by more than \$20,000 and more than ten percent. Explanation should include whether transfers are ongoing or one-time in nature.

Estimate the impact of any capital projects on the general fund operational budget.

District's Contributions and Transfers Standard:

-10.0% to +10.0%
or -\$20,000 to +\$20,000

S5A. Identification of the District's Projected Contributions, Transfers, and Capital Projects that may Impact the General Fund

DATA ENTRY: For Contributions, enter data in the Projection column for the 1st and 2nd Subsequent Years. Contributions for the First Prior Year and Budget Year will be extracted. For Transfers In and Transfers Out, enter data in the First Prior Year. If Form MYP exists, the data will be extracted for the Budget Year, and 1st and 2nd Subsequent Years. If Form MYP does not exist, enter data in the Budget Year, 1st and 2nd subsequent Years. Click the appropriate button for item 1d; all other data will be calculated.

Description / Fiscal Year	Projection	Amount of Change	Percent Change	Status
1a Contributions, Unrestricted General Fund (Fund 01, Resources 0000-1999, Object 8980)				
First Prior Year (2014-15)	(5,277,010.00)			
Budget Year (2015-16)	(5,567,978.00)	290,968.00	5.5%	Met
1st Subsequent Year (2016-17)	(5,872,755.00)	304,777.00	5.5%	Met
2nd Subsequent Year (2017-18)	(6,274,771.00)	402,016.00	6.8%	Met
1b Transfers In, General Fund *				
First Prior Year (2014-15)	0.00			
Budget Year (2015-16)	0.00	0.00	0.0%	Met
1st Subsequent Year (2016-17)	0.00	0.00	0.0%	Met
2nd Subsequent Year (2017-18)	0.00	0.00	0.0%	Met
1c Transfers Out, General Fund *				
First Prior Year (2014-15)	199,978.00			
Budget Year (2015-16)	281,978.00	82,000.00	41.0%	Not Met
1st Subsequent Year (2016-17)	281,978.00	0.00	0.0%	Met
2nd Subsequent Year (2017-18)	281,978.00	0.00	0.0%	Met

1d Impact of Capital Projects

Do you have any capital projects that may impact the general fund operational budget?

No

* Include transfers used to cover operating deficits in either the general fund or any other fund.

S5B. Status of the District's Projected Contributions, Transfers, and Capital Projects

DATA ENTRY: Enter an explanation if Not Met for items 1a-1c or if Yes for item 1d.

1a MET - Projected contributions have not changed by more than the standard for the budget and two subsequent fiscal years.

Explanation:
(required if NOT met)

1b MET - Projected transfers in have not changed by more than the standard for the budget and two subsequent fiscal years.

Explanation:
(required if NOT met)

- 1c. NOT MET - The projected transfers out of the general fund have changed by more than the standard for one or more of the budget or subsequent two fiscal years. Identify the amount(s) transferred, by fund, and whether transfers are ongoing or one-time in nature. If ongoing, explain the district's plan, with timeframes, for reducing or eliminating the transfers.

Explanation:
(required if NOT met)

With increased revenue from the GAP closure from the State, a contribution to Deferred Maintenance was increase slightly for the budget and out year's.

- 1d. NO - There are no capital projects that may impact the general fund operational budget.

Project Information:
(required if YES)

¹ Include multiyear commitments, multiyear debt agreements, and new programs or contracts that result in long-term obligations.

Other Long-term Commitments (continued).			
Total Annual Payments:	1,408,488	1,394,292	1,394,292
Has total annual payment increased over prior year (2014-15)?	No	No	No

S6B. Comparison of the District's Annual Payments to Prior Year Annual Payment

DATA ENTRY: Enter an explanation if Yes.

1a No - Annual payments for long-term commitments have not increased in one or more of the budget and two subsequent fiscal years.

Explanation:
(required if Yes
to increase in total
annual payments)

--

S6C. Identification of Decreases to Funding Sources Used to Pay Long-term Commitments

DATA ENTRY: Click the appropriate Yes or No button in item 1; if Yes, an explanation is required in item 2.

1 Will funding sources used to pay long-term commitments decrease or expire prior to the end of the commitment period, or are they one-time sources?

No

2

No - Funding sources will not decrease or expire prior to the end of the commitment period, and one-time funds are not being used for long-term commitment annual payments.

Explanation:
(required if Yes)

--

S7. Unfunded Liabilities

Estimate the unfunded liability for postemployment benefits other than pensions (OPEB) based on an actuarial valuation, if required, or other method; identify or estimate the annual required contribution, and indicate how the obligation is funded (pay-as-you-go, amortized over a specific period, etc.).

Estimate the unfunded liability for self-insurance programs such as workers' compensation based on an actuarial valuation, if required, or other method; identify or estimate the required contribution, and indicate how the obligation is funded (level of risk retained, funding approach, etc.).

STA. Identification of the District's Estimated Unfunded Liability for Postemployment Benefits Other than Pensions (OPEB)

DATA ENTRY: Click the appropriate button in item 1 and enter data in all other applicable items; there are no extractions in this section except the budget year data on line 5b.

- 1 Does your district provide postemployment benefits other than pensions (OPEB)? (If No, skip items 2-5)

Yes

- 2 For the district's OPEB:
a. Are they lifetime benefits?

No

- b. Do benefits continue past age 65?

No

- c. Describe any other characteristics of the district's OPEB program including eligibility criteria and amounts, if any, that retirees are required to contribute toward their own benefits:

Employees who have served 20 years or more and are age 55 or older are eligible for retiree benefits. The benefits include employee only coverage for medical, dental, and vision for 5 years or until age 65, whichever comes first.

3. a. Are OPEB financed on a pay-as-you-go, actuarial cost, or other method?

Pay-as-you-go

- b. Indicate any accumulated amounts earmarked for OPEB in a self-insurance or governmental fund

Self-Insurance Fund

Governmental Fund

0

0

4. OPEB Liabilities

- a. OPEB actuarial accrued liability (AAL)

8,282,581.00

- b. OPEB unfunded actuarial accrued liability (UAAL)

8,282,581.00

- c. Are AAL and UAAL based on the district's estimate or an actuarial valuation?

Actuarial

- d. If based on an actuarial valuation, indicate the date of the OPEB valuation

August 2014

5. OPEB Contributions

- a. OPEB annual required contribution (ARC) per actuarial valuation or Alternative Measurement Method

Budget Year
(2015-16)

1st Subsequent Year
(2016-17)

2nd Subsequent Year
(2017-18)

1,081,834.00

1,104,552.00

1,127,748.00

- b. OPEB amount contributed (for this purpose, include premiums paid to a self-insurance fund) (funds 01-70, objects 3701-3752)

17,000.00

25,000.00

25,000.00

- c. Cost of OPEB benefits (equivalent of "pay-as-you-go" amount)

150,000.00

150,000.00

150,000.00

- d. Number of retirees receiving OPEB benefits

45

45

45

S7B. Identification of the District's Unfunded Liability for Self-Insurance Programs

DATA ENTRY: Click the appropriate button in item 1 and enter data in all other applicable items; there are no extractions in this section.

1. Does your district operate any self-insurance programs such as workers' compensation, employee health and welfare, or property and liability? (Do not include OPEB, which is covered in Section S7A) (If No, skip items 2-4)

No

2. Describe each self-insurance program operated by the district, including details for each such as level of risk retained, funding approach, basis for valuation (district's estimate or actuarial), and date of the valuation:

3 Self-Insurance Liabilities

- a. Accrued liability for self-insurance programs
b. Unfunded liability for self-insurance programs

4 Self-Insurance Contributions

- a. Required contribution (funding) for self-insurance programs
b. Amount contributed (funded) for self-insurance programs

Budget Year (2015-16)	1st Subsequent Year (2016-17)	2nd Subsequent Year (2017-18)

S8. Status of Labor Agreements

Analyze the status of employee labor agreements. Identify new labor agreements, as well as new commitments provided as part of previously ratified multiyear agreements; and include all contracts, including all administrator contracts (and including all compensation). For new agreements, indicate the date of the required board meeting. Compare the increase in new commitments to the projected increase in ongoing revenues, and explain how these commitments will be funded in future fiscal years.

If salary and benefit negotiations are not finalized at budget adoption, upon settlement with certificated or classified staff:

The school district must determine the cost of the settlement, including salaries, benefits, and any other agreements that change costs, and provide the county office of education (COE) with an analysis of the cost of the settlement and its impact on the operating budget.

The county superintendent shall review the analysis relative to the criteria and standards, and may provide written comments to the president of the district governing board and superintendent.

S8A. Cost Analysis of District's Labor Agreements - Certificated (Non-management) Employees

DATA ENTRY Enter all applicable data items; there are no extractions in this section.

	Prior Year (2nd Interim) (2014-15)	Budget Year (2015-16)	1st Subsequent Year (2016-17)	2nd Subsequent Year (2017-18)
Number of certificated (non-management) full-time-equivalent (FTE) positions	215.9	218.1	221.1	221.1

Certificated (Non-management) Salary and Benefit Negotiations

1. Are salary and benefit negotiations settled for the budget year?

No

If Yes, and the corresponding public disclosure documents have been filed with the COE, complete questions 2 and 3.

If Yes, and the corresponding public disclosure documents have not been filed with the COE, complete questions 2-5.

If No, identify the unsettled negotiations including any prior year unsettled negotiations and then complete questions 6 and 7.

Negotiations have not yet begun for budget year. They will begin after the adoption of the State budget.

Negotiations Settled

2a. Per Government Code Section 3547.5(a), date of public disclosure board meeting:

2b. Per Government Code Section 3547.5(b), was the agreement certified by the district superintendent and chief business official?

If Yes, date of Superintendent and CBO certification:

3. Per Government Code Section 3547.5(c), was a budget revision adopted to meet the costs of the agreement?

If Yes, date of budget revision board adoption:

4. Period covered by the agreement:

Begin Date:

End Date:

5. Salary settlement:

Budget Year
(2015-16)

1st Subsequent Year
(2016-17)

2nd Subsequent Year
(2017-18)

Is the cost of salary settlement included in the budget and multiyear projections (MYPs)?

--	--	--

One Year Agreement

Total cost of salary settlement

--	--	--

% change in salary schedule from prior year
or

--

Multiyear Agreement

Total cost of salary settlement

--	--	--

% change in salary schedule from prior year
(may enter text, such as "Reopener")

--	--	--

Identify the source of funding that will be used to support multiyear salary commitments:

Negotiations Not Settled

6. Cost of a one percent increase in salary and statutory benefits

161,654

7. Amount included for any tentative salary schedule increases

Budget Year (2015-16)	1st Subsequent Year (2016-17)	2nd Subsequent Year (2017-18)
0	0	0

Certificated (Non-management) Health and Welfare (H&W) Benefits

- Are costs of H&W benefit changes included in the budget and MYPs?
- Total cost of H&W benefits
- Percent of H&W cost paid by employer
- Percent projected change in H&W cost over prior year

Budget Year (2015-16)	1st Subsequent Year (2016-17)	2nd Subsequent Year (2017-18)
No	No	No
2,468,074	2,468,074	2,468,074
67.0%	67.0%	67.0%
0.0%	0.0%	0.0%

Certificated (Non-management) Prior Year Settlements

Are any new costs from prior year settlements included in the budget?

If Yes, amount of new costs included in the budget and MYPs

If Yes, explain the nature of the new costs:

No		
----	--	--

Certificated (Non-management) Step and Column Adjustments

- Are step & column adjustments included in the budget and MYPs?
- Cost of step & column adjustments
- Percent change in step & column over prior year

Budget Year (2015-16)	1st Subsequent Year (2016-17)	2nd Subsequent Year (2017-18)
Yes	Yes	Yes
339,152	339,152	339,152
0.0%	0.0%	0.0%

Certificated (Non-management) Attrition (layoffs and retirements)

- Are savings from attrition included in the budget and MYPs?
- Are additional H&W benefits for those laid-off or retired employees included in the budget and MYPs?

Budget Year (2015-16)	1st Subsequent Year (2016-17)	2nd Subsequent Year (2017-18)
Yes	Yes	Yes
Yes	Yes	Yes

Certificated (Non-management) - Other

List other significant contract changes and the cost impact of each change (i.e., class size, hours of employment, leave of absence, bonuses, etc.):

S8B. Cost Analysis of District's Labor Agreements - Classified (Non-management) Employees

DATA ENTRY: Enter all applicable data items; there are no extractions in this section.

	Prior Year (2nd Interim) (2014-15)	Budget Year (2015-16)	1st Subsequent Year (2016-17)	2nd Subsequent Year (2017-18)
Number of classified (non-management) FTE positions	170.3	169.5	172.0	174.0

Classified (Non-management) Salary and Benefit Negotiations

1 Are salary and benefit negotiations settled for the budget year?

No

If Yes, and the corresponding public disclosure documents
have been filed with the COE, complete questions 2 and 3.

If Yes, and the corresponding public disclosure documents
have not been filed with the COE, complete questions 2-5.

If No, identify the unsettled negotiations including any prior year unsettled negotiations and then complete questions 6 and 7.

Negotiations for budget year have not yet begun. They will begin after the adoption of the State budget.

Negotiations Settled

2a. Per Government Code Section 3547.5(a), date of public disclosure
board meeting:

2b. Per Government Code Section 3547.5(b), was the agreement certified
by the district superintendent and chief business official?

If Yes, date of Superintendent and CBO certification:

3. Per Government Code Section 3547.5(c), was a budget revision adopted
to meet the costs of the agreement?

If Yes, date of budget revision board adoption:

4. Period covered by the agreement:

Begin Date:

End Date:

5. Salary settlement:

Budget Year
(2015-16)

1st Subsequent Year
(2016-17)

2nd Subsequent Year
(2017-18)

Is the cost of salary settlement included in the budget and multiyear
projections (MYPs)?

One Year Agreement

Total cost of salary settlement

% change in salary schedule from prior year
or

Multiyear Agreement

Total cost of salary settlement

% change in salary schedule from prior year
(may enter text, such as "Reopener")

Identify the source of funding that will be used to support multiyear salary commitments:

Negotiations Not Settled

6. Cost of a one percent increase in salary and statutory benefits

56,319

7. Amount included for any tentative salary schedule increases

Budget Year
(2015-16)

1st Subsequent Year
(2016-17)

2nd Subsequent Year
(2017-18)

0

0

0

Classified (Non-management) Health and Welfare (H&W) Benefits

1. Are costs of H&W benefit changes included in the budget and MYPs?
2. Total cost of H&W benefits
3. Percent of H&W cost paid by employer
4. Percent projected change in H&W cost over prior year

Budget Year (2015-16)	1st Subsequent Year (2016-17)	2nd Subsequent Year (2017-18)
No	No	No
1,260,554	1,260,554	1,260,554
67.0%	67.0%	67.0%
0.0%	0.0%	0.0%

Classified (Non-management) Prior Year Settlements

Are any new costs from prior year settlements included in the budget?
If Yes, amount of new costs included in the budget and MYPs
If Yes, explain the nature of the new costs:

No		

Classified (Non-management) Step and Column Adjustments

1. Are step & column adjustments included in the budget and MYPs?
2. Cost of step & column adjustments
3. Percent change in step & column over prior year

Budget Year (2015-16)	1st Subsequent Year (2016-17)	2nd Subsequent Year (2017-18)
Yes	Yes	Yes
55,977	55,977	55,977

Classified (Non-management) Attrition (layoffs and retirements)

1. Are savings from attrition included in the budget and MYPs?
2. Are additional H&W benefits for those laid-off or retired employees included in the budget and MYPs?

Budget Year (2015-16)	1st Subsequent Year (2016-17)	2nd Subsequent Year (2017-18)
Yes	Yes	Yes
Yes	Yes	Yes

Classified (Non-management) - Other

List other significant contract changes and the cost impact of each change (i.e., hours of employment, leave of absence, bonuses, etc.):

S8C. Cost Analysis of District's Labor Agreements - Management/Supervisor/Confidential Employees

DATA ENTRY: Enter all applicable data items; there are no extractions in this section.

	Prior Year (2nd Interim) (2014-15)	Budget Year (2015-16)	1st Subsequent Year (2016-17)	2nd Subsequent Year (2017-18)
Number of management, supervisor, and confidential FTE positions	25.0	25.0	25.0	25.0

**Management/Supervisor/Confidential
Salary and Benefit Negotiations**

1. Are salary and benefit negotiations settled for the budget year?

No

If Yes, complete question 2.

If No, identify the unsettled negotiations including any prior year unsettled negotiations and then complete questions 3 and 4.

Agreement discussions have not yet begun. They will begin after the adoption of the State budget.

If n/a, skip the remainder of Section S8C.

Negotiations Settled

2. Salary settlement:

Is the cost of salary settlement included in the budget and multiyear projections (MYPs)?

Total cost of salary settlement

% change in salary schedule from prior year
(may enter text, such as "Reopener")

Budget Year (2015-16)	1st Subsequent Year (2016-17)	2nd Subsequent Year (2017-18)

Negotiations Not Settled

3. Cost of a one percent increase in salary and statutory benefits

19,475

4. Amount included for any tentative salary schedule increases

Budget Year (2015-16)	1st Subsequent Year (2016-17)	2nd Subsequent Year (2017-18)
0	0	0

**Management/Supervisor/Confidential
Health and Welfare (H&W) Benefits**

- Are costs of H&W benefit changes included in the budget and MYPs?
- Total cost of H&W benefits
- Percent of H&W cost paid by employer
- Percent projected change in H&W cost over prior year

Budget Year (2015-16)	1st Subsequent Year (2016-17)	2nd Subsequent Year (2017-18)
No	No	No
282,979	282,979	282,979
67.0%	67.0%	67.0%
0.0%	0.0%	0.0%

**Management/Supervisor/Confidential
Step and Column Adjustments**

- Are step & column adjustments included in the budget and MYPs?
- Cost of step and column adjustments
- Percent change in step & column over prior year

Budget Year (2015-16)	1st Subsequent Year (2016-17)	2nd Subsequent Year (2017-18)
Yes	Yes	Yes
0	0	0
0.0%	0.0%	0.0%

**Management/Supervisor/Confidential
Other Benefits (mileage, bonuses, etc.)**

- Are costs of other benefits included in the budget and MYPs?
- Total cost of other benefits
- Percent change in cost of other benefits over prior year

Budget Year (2015-16)	1st Subsequent Year (2016-17)	2nd Subsequent Year (2017-18)
Yes	Yes	Yes
14,472	14,472	14,472
0.0%	0.0%	0.0%

S9. Local Control and Accountability Plan (LCAP)

Confirm that the school district's governing board has adopted an LCAP or an update to the LCAP effective for the budget year.

DATA ENTRY: Click the appropriate Yes or No button in item 1, and enter the date in item 2.

1. Did or will the school district's governing board adopt an LCAP or approve an update to the LCAP effective for the budget year?

Yes

2. Approval date for adoption of the LCAP or approval of an update to the LCAP.

Jun 10, 2015

S10. LCAP Expenditures

Confirm that the school district's budget includes the expenditures necessary to implement the LCAP or annual update to the LCAP.

DATA ENTRY: Click the appropriate Yes or No button.

Does the school district's budget include the expenditures necessary to implement the LCAP or annual update to the LCAP as described in the Local Control and Accountability Plan and Annual Update Template, Section 3: Actions, Services and Expenditures?

Yes

ADDITIONAL FISCAL INDICATORS

The following fiscal indicators are designed to provide additional data for reviewing agencies. A "Yes" answer to any single indicator does not necessarily suggest a cause for concern, but may alert the reviewing agency to the need for additional review.

DATA ENTRY: Click the appropriate Yes or No button for items A1 through A9 except item A3, which is automatically completed based on data in Criterion 2.

A1. Do cash flow projections show that the district will end the budget year with a negative cash balance in the general fund?

No

A2. Is the system of personnel position control independent from the payroll system?

Yes

A3. Is enrollment decreasing in both the prior fiscal year and budget year? (Data from the enrollment budget column and actual column of Criterion 2A are used to determine Yes or No)

Yes

A4. Are new charter schools operating in district boundaries that impact the district's enrollment, either in the prior fiscal year or budget year?

No

A5. Has the district entered into a bargaining agreement where any of the budget or subsequent years of the agreement would result in salary increases that are expected to exceed the projected state funded cost-of-living adjustment?

No

A6. Does the district provide uncapped (100% employer paid) health benefits for current or retired employees?

No

A7. Is the district's financial system independent of the county office system?

Yes

A8. Does the district have any reports that indicate fiscal distress pursuant to Education Code Section 42127.6(a)? (If Yes, provide copies to the county office of education)

No

A9. Have there been personnel changes in the superintendent or chief business official positions within the last 12 months?

No

When providing comments for additional fiscal indicators, please include the item number applicable to each comment.

Comments:
(optional)

End of School District Budget Criteria and Standards Review

ANNUAL BUDGET REPORT:

July 1, 2015 Budget Adoption

Insert "X" in applicable boxes:

☒

This budget was developed using the state-adopted Criteria and Standards. It includes the expenditures necessary to implement the Local Control and Accountability Plan (LCAP) or annual update to the LCAP that will be effective for the budget year. The budget was filed and adopted subsequent to a public hearing by the governing board of the school district pursuant to Education Code sections 33129, 42127, 52060, 52061, and 52062.

☒

If the budget includes a combined assigned and unassigned ending fund balance above the minimum recommended reserve for economic uncertainties, at its public hearing, the school district complied with the requirements of subparagraphs (B) and (C) of paragraph (2) of subdivision (a) of Education Code Section 42127.

Budget available for inspection at:

Public Hearing:

Place: 8408 Watt Ave, Antelope 95843

Date: May 26, 2015

Place: 4747 PFE Rd Room 503, Roseville

Date: June 03, 2015

Time: 6:00 P.M.

Adoption Date: June 10, 2015

Signed: _____

Clerk/Secretary of the Governing Board
(Original signature required)

Contact person for additional information on the budget reports:

Name: Jeanne Bess

Telephone: (916) 338-6302

Title: Director of Fiscal Services

E-mail: jbess@centerusd.org

Criteria and Standards Review Summary

The following summary is automatically completed based on data provided in the Criteria and Standards Review (Form 01CS). Criteria and standards that are "Not Met," and supplemental information and additional fiscal indicators that are "Yes," may indicate areas of potential concern for fiscal solvency purposes and should be carefully reviewed.

CRITERIA AND STANDARDS			Met	Not Met
1	Average Daily Attendance	Budgeted (funded) ADA has not been overestimated by more than the standard for the prior fiscal year, or two or more of the previous three fiscal years.	X	

CRITERIA AND STANDARDS (continued)			Met	Not Met
2	Enrollment	Enrollment has not been overestimated by more than the standard for the prior fiscal year, or two or more of the previous three fiscal years.	X	
3	ADA to Enrollment	Projected second period (P-2) ADA to enrollment ratio is consistent with historical ratios for the budget and two subsequent fiscal years.		X
4	Local Control Funding Formula (LCFF)	Projected change in LCFF is within the standard for the budget and two subsequent fiscal years.	X	
5	Salaries and Benefits	Projected ratios of total unrestricted salaries and benefits to total unrestricted general fund expenditures are consistent with historical ratios for the budget and two subsequent fiscal years.	X	
6a	Other Revenues	Projected operating revenues (e.g., federal, other state, and other local) are within the standard for the budget and two subsequent fiscal years.		X
6b	Other Expenditures	Projected operating expenditures (e.g., books and supplies, and services and other operating) are within the standard for the budget and two subsequent fiscal years.	X	
7	Ongoing and Major Maintenance Account	If applicable, required contribution to the ongoing and major maintenance account (i.e., restricted maintenance account) is included in the budget.		X
8	Deficit Spending	Unrestricted deficit spending, if any, has not exceeded the standard for two or more of the last three fiscal years.		X
9	Fund Balance	Unrestricted general fund beginning balance has not been overestimated by more than the standard for two or more of the last three fiscal years.	X	
10	Reserves	Projected available reserves (e.g., reserve for economic uncertainties, unassigned/unappropriated amounts) meet minimum requirements for the budget and two subsequent fiscal years.	X	

SUPPLEMENTAL INFORMATION			No	Yes
S1	Contingent Liabilities	Are there known or contingent liabilities (e.g., financial or program audits, litigation, state compliance reviews) that may impact the budget?	X	
S2	Using One-time Revenues to Fund Ongoing Expenditures	Are there ongoing general fund expenditures in excess of one percent of the total general fund expenditures that are funded with one-time resources?	X	
S3	Using Ongoing Revenues to Fund One-time Expenditures	Are there large non-recurring general fund expenditures that are funded with ongoing general fund revenues?	X	
S4	Contingent Revenues	Are any projected revenues for the budget or two subsequent fiscal years contingent on reauthorization by the local government, special legislation, or other definitive act (e.g., parcel taxes, forest reserves)?	X	
S5	Contributions	Have contributions from unrestricted to restricted resources, or transfers to or from the general fund to cover operating deficits, changed by more than the standard for the budget or two subsequent fiscal years?		X

SUPPLEMENTAL INFORMATION (continued)			No	Yes
S6	Long-term Commitments	Does the district have long-term (multiyear) commitments or debt agreements? • If yes, have annual payments for the budget or two subsequent fiscal years increased over prior year's (2014-15) annual payment?		X
			X	
S7a	Postemployment Benefits Other than Pensions	Does the district provide postemployment benefits other than pensions (OPEB)? • If yes, are they lifetime benefits? • If yes, do benefits continue beyond age 65? • If yes, are benefits funded by pay-as-you-go?		X
			X	
			X	
				X
S7b	Other Self-insurance Benefits	Does the district provide other self-insurance benefits (e.g., workers' compensation)?	X	
S8	Status of Labor Agreements	Are salary and benefit negotiations still open for: • Certificated? (Section S8A, Line 1) • Classified? (Section S8B, Line 1) • Management/supervisor/confidential? (Section S8C, Line 1)		X
				X
				X
S9	Local Control and Accountability Plan (LCAP)	• Did or will the school district's governing board adopt an LCAP or approve an update to the LCAP effective for the budget year? • Approval date for adoption of the LCAP or approval of an update to the LCAP:		X
			Jun 10, 2015	
S10	LCAP Expenditures	Does the school district's budget include the expenditures necessary to implement the LCAP or annual update to the LCAP as described in the Local Control and Accountability Plan and Annual Update Template, Section 3: Actions, Services, and Expenditures?		X

ADDITIONAL FISCAL INDICATORS			No	Yes
A1	Negative Cash Flow	Do cash flow projections show that the district will end the budget year with a negative cash balance in the general fund?	X	
A2	Independent Position Control	Is personnel position control independent from the payroll system?		X
A3	Declining Enrollment	Is enrollment decreasing in both the prior fiscal year and budget year?		X
A4	New Charter Schools Impacting District Enrollment	Are any new charter schools operating in district boundaries that are impacting the district's enrollment, either in the prior fiscal year or budget year?	X	
A5	Salary Increases Exceed COLA	Has the district entered into a bargaining agreement where any of the budget or subsequent fiscal years of the agreement would result in salary increases that are expected to exceed the projected state funded cost-of-living adjustment?	X	

ADDITIONAL FISCAL INDICATORS (continued)			No	Yes
A6	Uncapped Health Benefits	Does the district provide uncapped (100% employer paid) health benefits for current or retired employees?	X	
A7	Independent Financial System	Is the district's financial system independent from the county office system?		X
A8	Fiscal Distress Reports	Does the district have any reports that indicate fiscal distress? If yes, provide copies to the COE, pursuant to EC 42127.6(a).	X	
A9	Change of CBO or Superintendent	Have there been personnel changes in the superintendent or chief business official (CBO) positions within the last 12 months?	X	

Center Joint Unified School District

AGENDA REQUEST FOR:	
Dept./Site: Superintendent's Office	Action Item _____
To: Board of Trustees	Information Item <u>X</u>
Date: June 10, 2015	# Attached Pages _____
From: Scott A. Loehr, Superintendent	
Principal/Administrator Initials: _____	

SUBJECT: Sixth Grade Discussion
<p>This is a discussion regarding the financial implications of Sixth Grade returning to Wilson C. Riles Middle School.</p>
RECOMMENDATION: Discussion / Information only

6TH GRADE RETURNING TO RILES -- COST

Position	Today's Cost
1 FTE Vice Principal	\$101,085.00
1 FTE Counselor	\$74,250.00
3 FTE PE Teacher	\$222,750.00
1 FTE Special Education Teacher	\$74,250.00
1 FTE Custodian	\$50,034.00
1 FTE Office Assistant	\$35,950.00
1.5 FTE Instructional Specialist	\$34,055.00
1 FTE Nutritional Services	\$26,275.00
.5 FTE Campus Monitor	\$16,185.00
Total Cost	\$634,834.00